


CONSOLIDATED QUARTERLY REPORT OF INCOME
For the Quarter Ending December 31, 2012




By: WILL
BUDGET & MANAGEMENT BUREAU

DEPARTMENT OF ENVIRONMENT AND NATURAL RESOURCES
MINES AND GEOSCIENCES BUREAU
Fund 101 & 151

CLASSIFICATION/ SOURCES OF INCOME (1)	ACTUAL INCOME COLLECTIONS FOR THE QUARTER				CUMULATIVE INCOME COLLECTIONS TO DATE (6)	CUMULATIVE INCOME DEPOSITED WITH BTR (7)
	FIRST MONTH October (2)	SECOND MONTH November (3)	THIRD MONTH December (4)	TOTAL (5)=(2)+(3)+(4)		
Non-Tax Revenues						
Operating and Service Income	3,122,167.09	4,858,956.50	3,442,347.90	11,423,471.49	63,947,994.07	63,919,745.20
Central Office	978,240.00	2,714,020.00	1,794,775.00	5,487,035.00	35,129,890.25	35,117,855.25
CAR	19,915.00	76,355.00	22,660.00	118,930.00	487,805.00	487,805.00
Region I	75,710.00	169,655.00	131,875.00	377,240.00	1,327,790.00	1,327,790.00
Region II	126,550.00	91,485.00	128,595.00	346,630.00	2,896,927.00	2,896,927.00
Region III	139,660.00	310,655.00	96,965.00	547,280.00	1,998,719.00	1,998,719.00
Region IV	307,149.00	419,580.00	148,731.00	875,460.00	4,285,801.00	4,285,801.00
Region V	105,220.00	42,530.00	44,585.00	192,335.00	1,007,725.00	1,007,725.00
Region VI	165,730.00	105,340.00	65,480.00	336,550.00	2,020,275.00	2,020,275.00
Region VII	471,505.00	450,672.00	390,887.00	1,313,064.00	4,833,468.00	4,833,468.00
Region VIII	57,983.49	45,663.43	70,283.65	173,930.57	1,617,304.82	1,617,304.82
Region IX	99,020.00	19,000.00	62,050.00	180,070.00	1,511,383.00	1,511,383.00
Region X	33,169.75	15,913.00	7,120.00	56,202.75	580,116.72	580,116.72
Region XI	143,214.85	177,230.00	56,730.00	377,174.85	1,426,199.51	1,426,199.51
Region XII	17,350.00	10,250.00	19,216.10	46,816.10	267,316.10	267,316.10
Region XIII	381,750.00	210,608.07	402,395.15	994,753.22	4,557,273.67	4,541,059.80
Royalty	174,559,818.62	34,740,787.65	14,931,549.45	224,232,155.72	1,567,487,372.59	1,567,487,372.59
Fund 101	157,103,836.76	31,266,708.88	13,438,394.50	201,808,940.14	1,410,738,635.32	1,410,738,635.32
Region III	7,289,640.00	14,210,176.50	11,105,651.25	32,605,467.75	85,322,353.95	85,322,353.95
Region XIII	149,814,196.76	17,056,532.38	2,332,743.25	169,203,472.39	1,325,416,281.37	1,325,416,281.37
Fund 151	17,455,981.86	3,474,078.77	1,493,154.95	22,423,215.58	156,748,737.27	156,748,737.27
Region III	809,960.00	1,578,908.51	1,233,961.25	3,622,829.76	9,480,261.56	9,480,261.56
Region XIII	16,646,021.86	1,895,170.26	259,193.70	18,800,385.82	147,268,475.71	147,268,475.71
Grand Total	177,681,985.71	39,599,744.15	18,373,897.35	235,655,627.21	1,631,435,366.66	1,631,407,117.79

As Certified Correct by the Respective Central & Regional Office Accountants:


Prepared by:


LUCELYN R. SOLIVEN
OIC, Accounting Section

Noted:


ELOISA L. LEGASPI
Chief, Finance Division

Submitted by:


LEO L. JASARENO
Acting Director

*Received
Aug 1/14*

