

MONTHLY REPORT OF DISBURSEMENTS
For the month of January 2020

Department: Department of Environment and Natural Resources (DENR)					Agency: Mines and Geo-Sciences Bureau										Operating Unit: All												
Organization Code (JACS): 10003000000					Fund Cluster: 01 - Regular Agency Fund										Report Status: SUBMITTED												
PARTICULARS	CURRENT YEAR BUDGET					PRIOR YEAR'S ACCOUNTS PAYABLE					CURRENT YEAR'S ACCOUNTS PAYABLE					TRUST LIABILITIES			GRAND TOTAL					REMARKS			
	PS	MOOE	Fin. Exp	CO	TOTAL	PS	MOOE	Fin. Exp	CO	Sub-Total	PS	MOOE	Fin. Exp	CO	Sub-Total	TOTAL	SUB-TOTAL	PS	MOOE	CO	TOTAL	PS	MOOE		Fin. Exp	CO	TOTAL
	2	3	4	5	6=(2+3+4+5)	7	8	9	10	11=(7+8+9+10)	12	13	14	15	16=(12+13+14+15)	17=(11+16)	18=(6+17)	19	20	21	22=(19+20+21)	23	24		25	26	27=(23+24+25+26)
CASH DISBURSEMENTS	33,454,998.85	10,770,981.41	-	-	44,225,980.26	2,287,973.24	2,456,823.63	-	157,856.72	4,902,653.49	-	405,099.86	-	-	405,099.86	5,307,753.35	49,533,733.61	-	-	-	-	36,742,972.09	13,632,904.80	-	157,856.72	49,533,733.61	
Notice of Cash Allocation (NCA)	33,454,998.85	10,770,981.41	-	-	44,225,980.26	2,287,973.24	2,456,823.63	-	157,856.72	4,902,653.49	-	405,099.86	-	-	405,099.86	5,307,753.35	49,533,733.61	-	-	-	-	36,742,972.09	13,632,904.80	-	157,856.72	49,533,733.61	
MDS Checks Issued	4,910,643.51	2,730,040.38	-	-	7,640,683.89	331,578.32	399,465.01	-	-	731,043.33	-	11,019.23	-	-	11,019.23	742,062.56	8,382,746.45	-	-	-	-	5,242,221.83	3,140,524.62	-	-	8,382,746.45	
Advice to Debit Account	28,544,355.34	8,040,941.03	-	-	36,585,296.37	1,956,394.92	2,057,358.52	-	157,856.72	4,171,610.16	-	394,080.63	-	-	394,080.63	4,565,690.79	41,150,987.18	-	-	-	-	30,500,750.26	10,492,380.18	-	157,856.72	41,150,987.18	
Notice of Transfer Allocation (NTA)	-	-	-	-	-	-	-	-	-	-	-	-	-	-	-	-	-	-	-	-	-	-	-	-	-	-	
MDS Checks Issued	-	-	-	-	-	-	-	-	-	-	-	-	-	-	-	-	-	-	-	-	-	-	-	-	-	-	
Advice to Debit Account	-	-	-	-	-	-	-	-	-	-	-	-	-	-	-	-	-	-	-	-	-	-	-	-	-	-	
Working Fund for FAPs	-	-	-	-	-	-	-	-	-	-	-	-	-	-	-	-	-	-	-	-	-	-	-	-	-	-	
Cash Disbursement Ceiling (CDC)	-	-	-	-	-	-	-	-	-	-	-	-	-	-	-	-	-	-	-	-	-	-	-	-	-	-	
TOTAL CASH DISBURSEMENTS	33,454,998.85	10,770,981.41	-	-	44,225,980.26	2,287,973.24	2,456,823.63	-	157,856.72	4,902,653.49	-	405,099.86	-	-	405,099.86	5,307,753.35	49,533,733.61	-	-	-	-	36,742,972.09	13,632,904.80	-	157,856.72	49,533,733.61	
NON-CASH DISBURSEMENTS	4,095,421.38	236,010.13	-	-	4,331,431.51	18,704.61	101,449.63	-	8,935.28	129,089.62	-	2,785.44	-	-	2,785.44	131,874.96	4,463,306.47	-	-	-	-	4,114,125.99	340,245.20	-	8,935.28	4,463,306.47	
Tax Remittance Advices Issued (TRA)	4,095,421.38	236,010.13	-	-	4,331,431.51	18,704.61	97,622.02	-	8,935.28	125,261.91	-	2,785.44	-	-	2,785.44	128,047.35	4,458,478.86	-	-	-	-	4,114,125.99	336,417.59	-	8,935.28	4,458,478.86	
Non-Cash Availment Authority (NCAA)	-	-	-	-	-	-	-	-	-	-	-	-	-	-	-	-	-	-	-	-	-	-	-	-	-	-	
Disbursements effected through outright deductions from claims	-	-	-	-	-	-	3,827.61	-	-	3,827.61	-	-	-	-	-	3,827.61	3,827.61	-	-	-	-	-	-	-	-	3,827.61	
Overpayment of expenses (e.g. personnel benefits)	-	-	-	-	-	-	-	-	-	-	-	-	-	-	-	-	-	-	-	-	-	-	-	-	-	-	
Restitution for loss of government property	-	-	-	-	-	-	-	-	-	-	-	-	-	-	-	-	-	-	-	-	-	-	-	-	-	-	
Liquidated damages and similar claims	-	-	-	-	-	-	3,827.61	-	-	3,827.61	-	-	-	-	-	3,827.61	3,827.61	-	-	-	-	-	-	-	-	3,827.61	
Others (TEF, BTr, Docs Stamp, etc.)	-	-	-	-	-	-	-	-	-	-	-	-	-	-	-	-	-	-	-	-	-	-	-	-	-	-	
TOTAL NON-CASH DISBURSEMENTS	4,095,421.38	236,010.13	-	-	4,331,431.51	18,704.61	101,449.63	-	8,935.28	129,089.62	-	2,785.44	-	-	2,785.44	131,874.96	4,463,306.47	-	-	-	-	4,114,125.99	340,245.20	-	8,935.28	4,463,306.47	
Grand Total	37,550,420.23	11,006,991.54	-	-	48,557,411.77	2,306,677.85	2,558,273.16	-	166,792.00	5,031,743.01	-	407,885.30	-	-	407,885.30	5,439,628.31	53,997,040.08	-	-	-	-	39,857,098.08	13,973,160.00	-	166,792.00	53,997,040.08	

Summary

PARTICULARS	PREVIOUS REPORT	CURRENT MONTH	AS OF DATE
1	2	3	4
Total Disbursement Authorities Received			
NCA		71,112,000.00	71,112,000.00
NTA		850,000.00	850,000.00
Working Fund		-	-
TRA		4,459,478.86	4,459,478.86
CDC		-	-
NCAA		-	-
Less: Notice of Transfer Allocations (NTA)* Issued		850,000.00	850,000.00
Total Disbursements Authorities Available		75,571,478.86	75,571,478.86
Less:			
Lapsed NCA		-	-
Disbursements		53,997,040.08	53,997,040.08
Less: Other Non-Cash Disbursements		3,827.61	3,827.61
Disbursements effected through outright deductions from claims		3,827.61	3,827.61
Overpayment of expenses (e.g. personnel benefits)		-	-
Restitution for loss of government property		-	-
Liquidated damages and similar claims		3,827.61	3,827.61
Others (e.g. TEF, BTr, Docs Stamp, etc.)		-	-
Add/Less: Adjustments (e.g. cancelled/retained checks)			
Balance of Disbursements Authorities as of to date		21,574,438.78	21,574,438.78
Total Disbursements Program		75,571,478.86	75,571,478.86
Less: * Actual Disbursements		53,997,040.08	53,997,040.08
(Over)/Under spending		21,574,438.78	21,574,438.78


Notes: * The use of NTA is discouraged
Notes: ** Amounts should tally with the grand total disbursement (column 27).

Certified Correct:

RICKY JAMES S. FERNANDEZ
Chief Accountant
Date:

Approved By:

ATTY. WILFREDO G. MONCANO
Acting Director
Date:




Department: Department of Environment and Natural Resources (DENR)						Agency: Mines and Geo-Sciences Bureau											Operating Unit: All										
Organization Code (UACS): 10003000000						Fund Cluster: 01 - Regular Agency Fund											Report Status: SUBMITTED										
PARTICULARS	CURRENT YEAR BUDGET					PRIOR YEAR'S ACCOUNTS PAYABLE					CURRENT YEAR'S ACCOUNTS PAYABLE					SUB-TOTAL	TRUST LIABILITIES				GRAND TOTAL					REMA RKS	
	PS	MOOE	Fin. Exp	CO	TOTAL	PS	MOOE	Fin. Exp	CO	Sub-Total	PS	MOOE	Fin. Exp	CO	Sub-Total		TOTAL	PS	MO	OE	CO	TOTAL	PS	MOOE	Fin. Exp		CO
1	2	3	4	5	6=(2+3+4+5)	7	8	9	10	11=(7+8+9+10)	12	13	14	15	16=(12+13+14+15)	17=(11+16)	18=(6+17)	19	20	21	22=(19+20+21)	23	24	25	26	27=(23+24+25+26)	28
Mines and Geo-Sciences Bureau																											
TOTAL NON-CASH DISBURSEMENTS	4,095,421.38	236,010.13	-	-	4,331,431.51	18,704.61	101,449.63	-	8,935.28	129,089.52	-	2,785.44	-	-	2,785.44	131,874.96	4,463,306.47					4,114,125.99	340,245.20	-	8,935.28	4,463,306.47	
Grand Total	37,550,420.23	11,006,991.54			48,557,411.77	2,306,677.85	2,566,273.16		166,792.00	5,031,743.01		407,885.30			407,885.30	5,439,628.31	53,997,040.08					39,867,098.08	13,973,150.00		166,792.00	53,997,040.08	

Summary

PARTICULARS	PREVIOUS REPORT	CURRENT MONTH	AS OF DATE
-1	-2	-3	-4
Total Disbursement Authorities Received			
NCA		71,112,000.00	71,112,000.00
NTA		850,000.00	850,000.00
Working Fund		-	-
TRA		4,459,478.86	4,459,478.86
CDC		-	-
NCAA		-	-
Less: Notice of Transfer Allocations (NTA)* Issued		850,000.00	850,000.00
Total Disbursements Authorities Available		75,571,478.86	75,571,478.86
Less:			
Lapsed NCA Disbursements		53,997,040.08	53,997,040.08
Less: Other Non-Cash Disbursements		3,827.61	3,827.61
Disbursements effected through outright deductions		3,827.61	3,827.61
Overpayment of expenses (e.g. personnel)		-	-
Restitution for loss of government property		-	-
Liquidated damages and similar claims		3,827.61	3,827.61
Others (e.g. TEF, BTR, Docs Stamp, etc.)		-	-
Add/Less: Adjustments (e.g. cancelled/staled checks)		-	-
Balance of Disbursements Authorities as of to date		21,578,266.39	21,578,266.39
Total Disbursements Program		75,571,478.86	75,571,478.86
Less: * Actual Disbursements		53,997,040.08	53,997,040.08
(Over)/Under spending		21,574,438.78	21,574,438.78


Notes: * The use of NTA is discouraged
Notes: ** Amounts should tally with the grand total disbursement (column 27).

Certified Correct:


RICKY JAMES S. FERNANDEZ
Chief Accountant
Date: _____

Approved By:


ATTY. WILFREDO G. MONGANO
Acting Director
Date: _____



MONTHLY REPORT OF DISBURSEMENTS
For the month of January 2020

Department: Department of Environment and Natural Resources (DENR) Organization Code (UACS): 100030000000						Agency: Mines and Geo-Sciences Bureau Fund Cluster: 07 - Trust Fund						Operating Unit: All Report Status: SUBMITTED																
PARTICULARS	CURRENT YEAR BUDGET					PRIOR YEAR'S BUDGET										SUB-TOTAL	TRUST LIABILITIES				GRAND TOTAL					REMARKS		
	PS	MOOE	Fin. Exp	CO	TOTAL	PRIOR YEAR'S ACCOUNTS PAYABLE					CURRENT YEAR'S ACCOUNTS PAYABLE						PS	MOOE	C O	TOTAL	PS	MOOE	Fin. Exp	CO	TOTAL			
						PS	MOOE	Fin. Exp	CO	Sub-Total	PS	MOOE	Fin. Exp	CO	Sub-Total												TOTAL	
1	2	3	4	5	6=(2+3+4+5)	7	8	9	10	11=(7+8+9+10)	12	13	14	15	16=(12+13+14+15)	17=(11+16)	18=(6+17)	19	20	21	22=(18+20+21)	23	24	25	26	27=(23+24+25+26)	28	
CASH DISBURSEMENTS																												
Notice of Cash Allocation (NCA)																												
MDS Checks Issued																												
Advice to Debit Account																												
Notice of Transfer Allocation (NTA)																												
MDS Checks Issued																												
Advice to Debit Account																												
Working Fund for FAPs																												
Cash Disbursement Ceiling (CDC)																												
TOTAL CASH DISBURSEMENTS																												
NON-CASH DISBURSEMENTS																												
Tax Remittance Advices Issued (TRA)																												
Non-Cash Availment Authority (NCAA)																												
Disbursements effected through outright deductions from claims																												
Overpayment of expenses(e.g. personnel benefits)																												
Restitution for loss of government property																												
Liquidated damages and similar claims																												
Others(TEF, BTr-Documentary Stamp Tax, etc.)																												
TOTAL NON-CASH DISBURSEMENTS																												
Grand Total																												

Summary


PARTICULARS	PREVIOUS REPORT	CURRENT MONTH	AS OF DATE
-1	-2	-3	-4
Total Disbursement Authorities Received			
NCA		18,962.00	18,962.00
NTA			
Working Fund			
TRA			
CDC			
NCAA			
Less: Notice of Transfer Allocations (NTA)* issued			
Total Disbursements Authorities Available		18,962.00	18,962.00
Less:			
Lapsed NCA			
Disbursements			
Less: Other Non-Cash Disbursements			
Disbursements effected through outright deductions from claims			
Overpayment of expenses(e.g. personnel benefits)			
Restitution for loss of government property			
Liquidated damages and similar claims			
Others (e.g. TEF, BTr, Docs Stamp, etc.)			
Add/Less: Adjustments (e.g. cancelled/stated checks)			
Balance of Disbursements Authorities as of to date		18,962.00	18,962.00
Total Disbursements Program		18,962.00	18,962.00
Less: * Actual Disbursements			
(Over)/Under spending-		18,962.00	18,962.00


Notes: * The use of NTA is discouraged
Notes: ** Amounts should tally with the grand total disbursement (column 27).

Certified Correct:


RICKY JAMES S. FERNANDEZ
Chief Accountant
Date: _____

Approved By:


ATTY. WILFREDO G. MONCANO
Acting Director
Date: _____



MONTHLY REPORT OF DISBURSEMENTS
For the month of January 2020

Department: Department of Environment and Natural Resources (DENR) Organization Code (UACS): 100030000000						Agency: Mines and Geo-Sciences Bureau Fund Cluster: 07 - Trust Fund						Operating Unit: All Report Status: SUBMITTED															
PARTICULARS	CURRENT YEAR BUDGET					PRIOR YEAR'S ACCOUNTS PAYABLE					CURRENT YEAR'S ACCOUNTS PAYABLE					TRUST LIABILITIES				GRAND TOTAL					REMARKS		
	PS	MOOE	Fin. Exp	CO	TOTAL	PS	MOOE	Fin. Exp	CO	Sub-Total	PS	MOOE	Fin. Exp	CO	Sub-Total	TOTAL	SUB-TOTAL	PS	MOOE	CO	TOTAL	PS	MOOE	Fin. Exp		CO	TOTAL
1	2	3	4	5	6=(2+3+4+5)	7	8	9	10	11=(7+8+9+10)	12	13	14	15	16=(12+13+14+15)	17=(11+16)	18=(6+17)	19	20	21	22=(19+20+21)	23	24	25	26	27=(23+24+25+26)	28
CASH DISBURSEMENTS	-	-	-	-	-	-	-	-	-	-	-	-	-	-	-	-	-	-	-	-	-	-	-	-	-	-	-
Notice of Cash Allocation (NCA)	-	-	-	-	-	-	-	-	-	-	-	-	-	-	-	-	-	-	-	-	-	-	-	-	-	-	-
MDS Checks Issued	-	-	-	-	-	-	-	-	-	-	-	-	-	-	-	-	-	-	-	-	-	-	-	-	-	-	-
Department of Environment and Natural Resources (DENR)	-	-	-	-	-	-	-	-	-	-	-	-	-	-	-	-	-	-	-	-	-	-	-	-	-	-	-
Mines and Geo-Sciences Bureau	-	-	-	-	-	-	-	-	-	-	-	-	-	-	-	-	-	-	-	-	-	-	-	-	-	-	-
National Capital Region (NCR)	-	-	-	-	-	-	-	-	-	-	-	-	-	-	-	-	-	-	-	-	-	-	-	-	-	-	-
Central Office	-	-	-	-	-	-	-	-	-	-	-	-	-	-	-	-	-	-	-	-	-	-	-	-	-	-	-
TOTAL CASH DISBURSEMENTS	-	-	-	-	-	-	-	-	-	-	-	-	-	-	-	-	-	-	-	-	-	-	-	-	-	-	-
NON-CASH DISBURSEMENTS	-	-	-	-	-	-	-	-	-	-	-	-	-	-	-	-	-	-	-	-	-	-	-	-	-	-	-
Tax Remittance Advices Issued (TRA)	-	-	-	-	-	-	-	-	-	-	-	-	-	-	-	-	-	-	-	-	-	-	-	-	-	-	-
Department of Environment and Natural Resources (DENR)	-	-	-	-	-	-	-	-	-	-	-	-	-	-	-	-	-	-	-	-	-	-	-	-	-	-	-
Mines and Geo-Sciences Bureau	-	-	-	-	-	-	-	-	-	-	-	-	-	-	-	-	-	-	-	-	-	-	-	-	-	-	-
National Capital Region (NCR)	-	-	-	-	-	-	-	-	-	-	-	-	-	-	-	-	-	-	-	-	-	-	-	-	-	-	-
Central Office	-	-	-	-	-	-	-	-	-	-	-	-	-	-	-	-	-	-	-	-	-	-	-	-	-	-	-
TOTAL NON-CASH DISBURSEMENTS	-	-	-	-	-	-	-	-	-	-	-	-	-	-	-	-	-	-	-	-	-	-	-	-	-	-	-
Grand Total	-	-	-	-	-	-	-	-	-	-	-	-	-	-	-	-	-	-	-	-	-	-	-	-	-	-	-

Summary

PARTICULARS	PREVIOUS REPORT	CURRENT MONTH	AS OF DATE
1	2	3	4
Total Disbursement Authorities Received			
NCA		18,962.00	18,962.00
NTA			
Working Fund			
TRA			
CDC			
NCAA			
Less: Notice of Transfer Allocations (NTA)* Issued			
Total Disbursements Authorities Available		18,962.00	18,962.00
Less:			
Lapsed NCA Disbursements			
Less: Other Non-Cash Disbursements			
Disbursements effected through outright deductions from claims			
Overpayment of expenses (e.g. personnel benefits)			
Restitution for loss of government property			
Liquidated damages and similar claims			
Others (e.g. TEF, BT, Docs Stamp, etc.)			
Add/Less: Adjustments (e.g. cancelled/staled checks)			
Balance of Disbursements Authorities as of to date		18,962.00	18,962.00
Total Disbursements Program		18,962.00	18,962.00
Less: * Actual Disbursements			
(Over)/Under spending		18,962.00	18,962.00

Notes: * The use of NTA is discouraged
Notes: ** Amounts should tally with the grand total disbursement (column 27).

Certified Correct:

RICKY JAMES S. FERNANDEZ
Chief Accountant
Date: 1

Approved By:

ATTY. WILFREDO G. MONCANO
Acting Director
Date: 2/13/20

