

RECEIVED
 Unit 2:45 pm
 3/11/20

MONTHLY REPORT OF DISBURSEMENTS
 For the month of February 2020

Department: Department of Environment and Natural Resources (DENR) Organization Code (UACS): 10030003000						Agency: Mines and Geo-Sciences Bureau Fund Cluster: 01 - Regular Agency Fund						Operating Unit: All Report Status: SUBMITTED																
PARTICULARS	CURRENT YEAR BUDGET					PRIOR YEAR'S ACCOUNTS PAYABLE					CURRENT YEAR'S ACCOUNTS PAYABLE					TRUST LIABILITIES				GRAND TOTAL				REMA RKS				
	PS	MOOE	Fin. Exp	CO	TOTAL	PS	MOOE	Fin. Exp	CO	Sub-Total	PS	MOOE	Fin. Exp	CO	Sub-Total	SUB-TOTAL	PS	MOOE	Fin. Exp	CO	TOTAL							
	1	2	3	4	5	6=(2+3+4+5)	7	8	9	10	11=(7+8+9+10)	12	13	14	15	16=(12+13+14+15)	17=(11+16)	18=(9+17)	19	20	21	22=(19+20+21)	23		24	25	26	27=(23+24+25+26)
CASH DISBURSEMENTS	45,391,199.96	29,356,118.75	-	17,863.22	75,765,278.93	1,430,126.70	3,088,288.00	-	129,632.00	4,647,946.70	459,625.67	-	-	459,625.67	5,107,572.27	80,872,851.20	-	-	-	-	-	-	47,821,323.66	32,604,032.32	-	147,485.22	80,872,851.20	-
Notice of Cash Allocation (NCA)	45,919,499.19	28,610,821.98	-	17,863.22	74,548,074.39	1,430,126.70	3,088,288.00	-	129,632.00	4,647,946.70	459,625.67	-	-	459,625.67	5,107,572.27	79,655,846.68	-	-	-	-	-	-	47,349,615.89	32,158,635.65	-	147,485.22	79,655,846.68	-
MDS Checks Issued	9,708,630.97	6,866,885.09	-	-	15,575,216.05	72,911.20	131,378.56	-	-	204,289.76	-	-	-	78,704.25	282,994.01	15,859,210.08	-	-	-	-	-	-	9,781,442.17	6,076,767.89	-	-	15,856,210.08	-
Advice to Debit Account	35,210,958.22	22,743,936.80	-	17,863.22	68,972,858.34	1,357,215.50	2,956,909.44	-	129,632.00	4,443,659.94	380,921.32	-	-	380,921.32	4,824,578.26	63,797,436.60	-	-	-	-	-	-	37,566,173.72	26,081,767.66	-	147,485.22	63,797,436.60	-
Notice of Transfer Allocation (NTA)	471,707.77	745,496.77	-	-	1,217,204.54	-	-	-	-	-	-	-	-	-	1,217,204.54	471,707.77	-	-	-	-	-	-	471,707.77	745,496.77	-	-	1,217,204.54	-
MDS Checks Issued	410,826.77	71,154.58	-	-	481,981.35	-	-	-	-	-	-	-	-	-	481,981.35	410,826.77	-	-	-	-	-	-	410,826.77	71,154.58	-	-	481,981.35	-
Advice to Debit Account	60,881.00	674,342.19	-	-	735,223.19	-	-	-	-	-	-	-	-	-	735,223.19	60,881.00	-	-	-	-	-	-	60,881.00	674,342.19	-	-	735,223.19	-
Working Fund for FAPs	-	-	-	-	-	-	-	-	-	-	-	-	-	-	-	-	-	-	-	-	-	-	-	-	-	-	-	-
Cash Disbursement Ceiling (CDC)	-	-	-	-	-	-	-	-	-	-	-	-	-	-	-	-	-	-	-	-	-	-	-	-	-	-	-	-
TOTAL CASH DISBURSEMENTS	46,391,199.96	29,356,118.75	-	17,863.22	75,765,278.93	1,430,126.70	3,088,288.00	-	129,632.00	4,647,946.70	459,625.67	-	-	459,625.67	5,107,572.27	80,872,851.20	-	-	-	-	-	-	47,821,323.66	32,604,032.32	-	147,485.22	80,872,851.20	-
NON-CASH DISBURSEMENTS	4,289,646.93	620,951.33	-	1,016.78	4,911,615.04	-	166,516.59	-	7,332.00	163,848.59	7,044.63	-	-	7,044.63	6,082,808.26	5,081,645.38	-	-	-	-	-	-	4,289,646.93	784,612.55	-	8,348.78	6,082,808.26	-
Tax Remittance Advices Issued (TRA)	4,289,646.93	620,951.33	-	1,016.78	4,911,615.04	-	166,516.59	-	7,332.00	163,848.59	7,044.63	-	-	7,044.63	6,082,808.26	5,081,645.38	-	-	-	-	-	-	4,289,646.93	784,612.55	-	8,348.78	6,082,808.26	-
Non-Cash Availment Authority (NCAA)	-	-	-	-	-	-	-	-	-	-	-	-	-	-	-	-	-	-	-	-	-	-	-	-	-	-	-	-
Disbursements effected through outright deductions from claims (please specify...)	-	-	-	-	-	-	962.88	-	-	962.88	-	-	-	-	962.88	962.88	-	-	-	-	-	-	-	962.88	-	-	962.88	-
Overpayment of expenses (e.g. personnel benefits)	-	-	-	-	-	-	-	-	-	-	-	-	-	-	-	-	-	-	-	-	-	-	-	-	-	-	-	-
Restitution for loss of government property	-	-	-	-	-	-	-	-	-	-	-	-	-	-	-	-	-	-	-	-	-	-	-	-	-	-	-	-
Liquidated damages and similar claims	-	-	-	-	-	-	962.88	-	-	962.88	-	-	-	-	962.88	962.88	-	-	-	-	-	-	-	962.88	-	-	962.88	-
Others (e.g. TEF, BTr, Docs Stamp, etc.)	-	-	-	-	-	-	-	-	-	-	-	-	-	-	-	-	-	-	-	-	-	-	-	-	-	-	-	-
TOTAL NON-CASH DISBURSEMENTS	4,289,646.93	620,951.33	-	1,016.78	4,911,615.04	-	166,516.59	-	7,332.00	163,848.59	7,044.63	-	-	7,044.63	6,082,808.26	5,081,645.38	-	-	-	-	-	-	4,289,646.93	784,612.55	-	8,348.78	6,082,808.26	-
Grand Total	50,680,846.89	29,977,070.08	-	18,880.00	80,676,893.97	1,430,126.70	3,244,804.59	-	136,964.00	4,811,795.29	466,670.20	-	-	466,670.20	5,278,485.49	85,955,359.48	-	-	-	-	-	-	52,110,970.59	33,698,644.87	-	165,834.00	85,966,359.46	-

Summary

PARTICULARS	PREVIOUS REPORT	CURRENT MONTH	AS OF DATE
1	2	3	4
Total Disbursement Authorities Received			
NCA	71,142,000.00	89,259,000.00	160,371,000.00
NTA	850,000.00	7,885,126.00	8,735,126.00
Working Fund	-	-	-
TRA	4,459,478.86	5,081,545.38	9,541,024.24
CDC	-	-	-
NCAA	-	-	-
Less: Notice of Transfer Allocations (NTA)* Issued	(650,000.00)	(7,885,126.00)	(8,735,126.00)
Total Disbursements Authorities Available	75,671,478.86	94,340,545.38	169,912,024.24
Less:			
Lapsed NCA	-	-	-
Disbursements	63,997,040.08	85,955,359.46	139,952,399.54
Less: Other Non-Cash Disbursements	(3,827.61)	(962.88)	(4,790.49)
Disbursements effected through outright deductions from claims	(3,827.61)	(962.88)	(4,790.49)
Overpayment of expenses (e.g. personnel benefits)	-	-	-
Restitution for loss of government property	-	-	-
Liquidated damages and similar claims	(3,827.61)	(962.88)	(4,790.49)
Others (e.g. TEF, BTr, Docs Stamp, etc.)	-	-	-
Add/Less: Adjustments (e.g. cancelled/stated checks)	-	-	-
Balance of Disbursements Authorities as of to date	21,674,438.78	8,385,185.92	29,964,415.19
Total Disbursements Program	75,671,478.86	94,340,545.38	169,912,024.24
Less: * Actual Disbursements	63,997,040.08	85,955,359.46	139,952,399.54
(Over)/Under spending	21,674,438.78	8,385,185.92	29,964,415.19

Notes: * The use of NTA is discouraged
 Notes: ** Amounts should tally with the grand total disbursement (column 27).

Certified Correct:

 WINNIE ROSE T. GAMIAO
 OIC, Accounting Section
 Date:

Recommending Approval:

 GLORIA D. MENDOZA
 OIC, Financial Management Division
 Date:

By Authority of the Acting Director:

 ENGR. JUANCHO PABLO S. CALVEZ
 Chief, Metallurgical Technology Division
 Date:

MONTHLY REPORT OF DISBURSEMENTS
For the month of February 2020

Department: Department of Environment and Natural Resources (DENR) Organization Code (UACS): 10093000000		Agency: Mines and Geo-Sciences Bureau Fund Cluster: 01 - Regular Agency Fund										Operating Unit: All Report Status: SUBMITTED															
PARTICULARS	CURRENT YEAR BUDGET					PRIOR YEAR'S ACCOUNTS PAYABLE					CURRENT YEAR'S ACCOUNTS PAYABLE					TRUST LIABILITIES				GRAND TOTAL					REMARKS		
	PS	MOOE	Fin. Exp	CO	TOTAL	PS	MOOE	Fin. Exp	CO	Sub-Total	PS	MOOE	Fin. Exp	CO	Sub-Total	TOTAL	SUB-TOTAL	PS	MO	OE	CO	TOT AL	PS	MOOE		Fin. Exp	CO
1	2	3	4	5	6=(2+3+4+5)	7	8	9	10	11=(7+8+9+10)	12	13	14	15	16=(12+13+14+15)	17=(11+16)	18=(6+17)	19	20	21	22=(19+20+21)	23	24	25	26	27=(23+24+25+26)	28
CASH DISBURSEMENTS	49,391,199.99	29,356,119.78	-	17,993.22	79,755,278.93	1,430,129.70	3,089,288.00	-	129,532.00	4,647,946.70	-	499,626.67	-	-	499,626.67	5,107,572.27	80,872,991.20					47,821,323.69	32,904,032.32	-	147,499.22	80,872,991.20	
Notice of Cash Allocation (NCA)	49,919,489.19	28,910,821.98	-	17,993.22	74,649,074.39	1,430,129.70	3,089,288.00	-	129,532.00	4,647,946.70	-	499,626.67	-	-	499,626.67	5,107,572.27	79,655,646.86					47,349,615.89	32,158,636.66	-	147,499.22	79,655,646.86	
MDS Checks Issued	9,708,530.97	5,896,885.08	-	-	15,675,216.05	72,911.20	131,378.56	-	-	204,289.76	-	78,704.25	-	-	78,704.25	282,994.01	16,898,210.06					9,781,442.17	6,076,767.89	-	-	16,858,210.06	
Department of Environment and Natural Resources (DENR)	9,708,530.97	5,896,885.08	-	-	15,675,216.05	72,911.20	131,378.56	-	-	204,289.76	-	78,704.25	-	-	78,704.25	282,994.01	15,858,210.08					9,781,442.17	6,076,767.89	-	-	15,858,210.06	
Mines and Geo-Sciences Bureau	9,708,530.97	5,896,885.08	-	-	15,675,216.05	72,911.20	131,378.56	-	-	204,289.76	-	78,704.25	-	-	78,704.25	282,994.01	15,869,210.08					9,781,442.17	6,076,767.89	-	-	15,858,210.06	
National Capital Region (NCR)	3,343,451.90	137,046.32	-	-	3,480,497.22	-	-	-	-	-	-	20,000.00	-	-	20,000.00	20,000.00	3,500,497.22					3,343,451.90	167,046.32	-	-	3,500,497.22	
Central Office	3,343,451.90	137,046.32	-	-	3,480,497.22	-	-	-	-	-	-	20,000.00	-	-	20,000.00	20,000.00	3,500,497.22					3,343,451.90	167,046.32	-	-	3,500,497.22	
Region I - Ilocos	199,913.08	421,908.29	-	-	621,821.37	4,684.75	-	-	-	4,684.75	-	-	-	-	-	4,684.75	626,506.12					204,897.63	421,908.29	-	-	626,506.12	
Regional Office - I	199,913.08	421,908.29	-	-	621,821.37	4,684.75	-	-	-	4,684.75	-	-	-	-	-	4,684.75	626,506.12					204,897.63	421,908.29	-	-	626,506.12	
Cordillera Administrative Region (CAR)	1,168,154.20	713,322.48	-	-	1,871,476.68	-	-	-	-	-	-	-	-	-	-	-	1,871,476.68					1,168,154.20	713,322.48	-	-	1,871,476.68	
Regional Office - CAR	1,168,154.20	713,322.48	-	-	1,871,476.68	-	-	-	-	-	-	-	-	-	-	-	1,871,476.68					1,168,154.20	713,322.48	-	-	1,871,476.68	
Region II - Cagayan Valley	870,659.73	86,901.70	-	-	957,561.43	-	-	-	-	-	-	-	-	-	-	-	957,561.43					870,659.73	86,901.70	-	-	957,561.43	
Regional Office - II	870,659.73	86,901.70	-	-	957,561.43	-	-	-	-	-	-	-	-	-	-	-	957,561.43					870,659.73	86,901.70	-	-	957,561.43	
Region III - Central Luzon	723,735.70	348,109.20	-	-	1,071,844.90	-	-	-	-	-	-	-	-	-	-	-	1,071,844.90					723,735.70	348,109.20	-	-	1,071,844.90	
Regional Office - III	723,735.70	348,109.20	-	-	1,071,844.90	-	-	-	-	-	-	-	-	-	-	-	1,071,844.90					723,735.70	348,109.20	-	-	1,071,844.90	
Region IVA - CALABARZON	582,611.22	32,325.00	-	-	614,936.22	-	-	-	-	-	-	45,535.71	-	-	45,535.71	45,535.71	630,471.93					582,611.22	77,860.71	-	-	630,471.93	
Regional Office - IVA	582,611.22	32,325.00	-	-	614,936.22	-	-	-	-	-	-	45,535.71	-	-	45,535.71	45,535.71	630,471.93					582,611.22	77,860.71	-	-	630,471.93	
Region IVB - MIMAROPA	596,547.74	56,015.91	-	-	652,563.65	33,600.00	-	-	-	33,600.00	-	-	-	-	-	33,600.00	596,563.65					640,547.74	56,015.91	-	-	696,563.65	
Regional Office - IV B	596,547.74	56,015.91	-	-	652,563.65	33,600.00	-	-	-	33,600.00	-	-	-	-	-	33,600.00	596,563.65					640,547.74	56,015.91	-	-	696,563.65	
Region V - Bicol	25,800.00	177,305.20	-	-	203,105.20	-	591.56	-	-	591.56	-	-	-	-	-	-	203,696.76					25,800.00	177,866.78	-	-	203,666.76	
Regional Office - V	25,800.00	177,305.20	-	-	203,105.20	-	591.56	-	-	591.56	-	-	-	-	-	-	203,696.76					25,800.00	177,866.78	-	-	203,666.76	
Region VI - Western Visayas	212,270.91	689,772.66	-	-	902,043.57	-	-	-	-	-	-	-	-	-	-	-	902,043.57					212,270.91	689,772.66	-	-	902,043.57	
Regional Office - VI	212,270.91	689,772.66	-	-	902,043.57	-	-	-	-	-	-	-	-	-	-	-	902,043.57					212,270.91	689,772.66	-	-	902,043.57	
Region VII - Central Visayas	79,032.38	139,701.25	-	-	218,733.61	-	76,072.00	-	-	76,072.00	-	13,168.54	-	-	13,168.54	88,240.54	306,974.15					79,032.38	227,941.79	-	-	306,974.15	
Regional Office - VII	79,032.38	139,701.25	-	-	218,733.61	-	76,072.00	-	-	76,072.00	-	13,168.54	-	-	13,168.54	88,240.54	306,974.15					79,032.38	227,941.79	-	-	306,974.15	
Region VIII - Eastern Visayas	259,779.52	507,886.64	-	-	767,666.16	-	-	-	-	-	-	-	-	-	-	-	767,666.16					259,779.52	507,886.64	-	-	767,666.16	
Regional Office - VIII	259,779.52	507,886.64	-	-	767,666.16	-	-	-	-	-	-	-	-	-	-	-	767,666.16					259,779.52	507,886.64	-	-	767,666.16	
Region IX - Zamboanga Peninsula	863,187.25	285,431.72	-	-	1,148,618.97	-	-	-	-	-	-	-	-	-	-	-	1,148,618.97					863,187.25	285,431.72	-	-	1,148,618.97	
Regional Office - IX	863,187.25	285,431.72	-	-	1,148,618.97	-	-	-	-	-	-	-	-	-	-	-	1,148,618.97					863,187.25	285,431.72	-	-	1,148,618.97	
Region X - Northern Mindanao	9,293.96	182,498.63	-	-	191,792.59	-	-	-	-	-	-	-	-	-	-	-	191,792.59					9,293.96	182,498.63	-	-	191,792.59	
Regional Office - X	9,293.96	182,498.63	-	-	191,792.59	-	-	-	-	-	-	-	-	-	-	-	191,792.59					9,293.96	182,498.63	-	-	191,792.59	
Region XI - Davao	492,693.20	920,304.27	-	-	1,412,997.47	-	-	-	-	-	-	-	-	-	-	-	1,412,997.47					492,693.20	920,304.27	-	-	1,412,997.47	
Regional Office - XI	492,693.20	920,304.27	-	-	1,412,997.47	-	-	-	-	-	-	-	-	-	-	-	1,412,997.47					492,693.20	920,304.27	-	-	1,412,997.47	
Region XII - SOCCSKSARGEN	96,000.00	424,098.99	-	-	520,098.99	600.00	-	-	-	600.00	-	-	-	-	-	-	600.00					96,000.00	424,098.99	-	-	520,098.99	
Regional Office - XII	96,000.00	424,098.99	-	-	520,098.99	600.00	-	-	-	600.00	-	-	-	-	-	-	600.00					96,000.00	424,098.99	-	-	520,098.99	
Region XIII - CARAGA	315,000.20	744,057.82	-	-	1,059,058.02	34,026.45	58,745.00	-	-	89,771.45	-	-	-	-	-	89,771.45	1,148,829.47					349,026.65	799,802.82	-	-	1,148,829.47	
Regional Office - XIII	315,000.20	744,057.82	-	-	1,059,058.02	34,026.45	58,745.00	-	-	89,771.45	-	-	-	-	-	89,771.45	1,148,829.47					349,026.65	799,802.82	-	-	1,148,829.47	
Advice to Debit Account	36,210,956.22	22,743,936.90	-	17,993.22	59,972,886.34	1,357,216.50	2,956,909.44	-	129,532.00	4,443,656.94	-	380,921.32	-	-	380,921.32	4,824,578.26	63,797,436.60					37,568,173.72	26,081,767.66	-	147,499.22	63,797,436.60	
Department of Environment and Natural Resources (DENR)	36,210,956.22	22,743,936.90	-	17,993.22	59,972,886.34	1,357,216.50	2,956,909.44	-	129,532.00	4,443,656.94	-	380,921.32	-	-	380,921.32	4,824,578.26	63,797,436.60					37,568,173.72	26,081,767.66	-	147,499.22	63,797,436.60	
Mines and Geo-Sciences Bureau	36,210,956.22	22,743,936.90	-	17,993.22	59,972,886.34	1,357,216.50	2,956,909.44	-	129,532.00	4,443,656.94	-	380,921.32	-	-	380,921.32	4,824,578.26	63,797,436.60					37,568,173.72	26,081,767.66	-	147,499.22	63,797,436.60	
National Capital Region (NCR)	6,528,216.24	3,941,794.94	-	-	10,567,993.18	367,204.96	1,688,416.96	-	129,532.00	2,985,153.92	-	-	-	-	-	2,985,153.92	12,659,137.10					6,993,423.20	5,630,181.90	-	129,532.00	12,653,137.10	
Central Office	6,528,216.24	3,941,794.94	-	-	10,567,993.18	367,204.96	1,688,																				

Department: Department of Environment and Natural Resources (DENR) Organization Code (UACB): 100030000000					Agency: Mines and Geo-Sciences Bureau Funds Cluster: 01 - Regular Agency Fund										Operating Unit: All Report Status: SUBMITTED													
PARTICULARS	CURRENT YEAR BUDGET					PRIOR YEAR'S ACCOUNTS PAYABLE					CURRENT YEAR'S ACCOUNTS PAYABLE					TRUST LIABILITIES			GRAND TOTAL					REMARKS				
	PS	MOOE	Fin. Exp	CO	TOTAL	PS	MOOE	Fin. Exp	CO	Sub-Total	PS	MOOE	Fin. Exp	CO	Sub-Total	TOTAL	SUB-TOTAL	PS	MO	OE	CO	AL	PS		MOOE	Fin. Exp	CO	TOTAL
1	2	3	4	5	6=(2+3+4+5)	7	8	9	10	11=(7+8+9+10)	12	13	14	15	16=(12+13+14+15)	17=(11+16)	18=(6+17)	19	20	21	22=(19+20+21)	23	24	25	26	27=(23+24+25+26)	28	
TOTAL NON-CASH DISBURSEMENTS	4,289,646.93	620,951.33	-	1,018.78	4,911,615.04	-	156,616.59	-	7,332.00	163,948.59	-	7,044.63	-	-	7,044.63	170,893.22	5,062,508.26	-	-	-	-	-	4,289,646.93	784,612.55	-	8,348.78	5,082,608.26	-
Grand Total	60,680,843.89	29,977,070.08	-	18,980.00	80,675,893.97	1,430,126.70	3,244,804.59	-	136,864.00	4,811,795.29	-	488,870.20	-	-	466,670.20	5,278,465.49	85,956,369.46	-	-	-	-	-	52,110,870.69	33,688,544.87	-	155,844.00	85,855,359.46	-

Summary

PARTICULARS	PREVIOUS REPORT	CURRENT MONTH	AS OF DATE
-1	-2	-3	-4
Total Disbursement Authorities Received			
NCA	71,112,000.00	89,269,000.00	160,371,000.00
NTA	800,000.00	7,885,128.00	8,735,128.00
Working Fund	-	-	-
TRA	4,459,478.86	5,091,645.38	9,541,024.24
CDC	-	-	-
NCAA	-	-	-
Less: Notice of Transfer Allocations (NTA)* Issued	(650,000.00)	(7,885,128.00)	(8,735,128.00)
Total Disbursements Authorities Available	75,571,478.86	94,340,645.38	169,912,024.24
Less:			
Lapsed NCA Disbursements	53,897,040.08	85,956,369.46	139,852,399.54
Less: Other Non-Cash Disbursements	(3,827.61)	(962.88)	(4,790.49)
Disbursements effected through outright deductions from Overpayment of expenses (e.g. personnel benefits)	(3,827.61)	(962.88)	(4,790.49)
Restitution for loss of government property	-	-	-
Liquidated damages and similar claims	(3,827.61)	(962.88)	(4,790.49)
Others (e.g. JEF, BTI, Docs Stamp, etc.)	-	-	-
Add/Less: Adjustments (e.g. cancelled/stated checks)	-	-	-
Balance of Disbursements Authorities as of to date	21,574,438.78	8,385,165.92	29,959,624.70
Total Disbursements Program	75,571,478.86	94,340,645.38	169,912,024.24
Less: * Actual Disbursements	53,897,040.08	85,956,369.46	139,852,399.54
(Over)/Under spending	21,574,438.78	8,385,165.92	29,959,624.70

Notes: * The use of NTA is discouraged

Notes: ** Amounts should tally with the grand total disbursement (column 27).

Certified Correct:


[Signature]
WINNIE FROSE T. GAMIAO
CIC, Accounting Section
Date:

Recommending Approval:

[Signature]
GLORIA D. MENDOZA
CIC, Financial Management Division
Date:

By Authority of the Acting Director:

[Signature]
ENGR. JUANCHO PABLO S. CALVEZ
Chief, Metallurgical Technology Division
Date:



MONTHLY REPORT OF DISBURSEMENTS
For the month of February 2020

Department: Department of Environment and Natural Resources (DENR) Organization Code (JACS): 100030000000						Agency: Mines and Geo-Sciences Bureau Fund Cluster: 07 - Trust Fund						Operating Unit: All Report Status: SUBMITTED															
PARTICULARS	CURRENT YEAR BUDGET					PRIOR YEAR'S BUDGET										TRUST LIABILITIES				GRAND TOTAL					REMARKS		
	PS	MOOE	Fin. Exp	CO	TOTAL	PRIOR YEAR'S ACCOUNTS PAYABLE					CURRENT YEAR'S ACCOUNTS PAYABLE					PS	MOOE	CD	TOTAL	PS	MOOE	Fin. Exp	CO	TOTAL			
						PS	MOOE	Fin. Exp	CO	Sub-Total	PS	MOOE	Fin. Exp	CO	Sub-Total											TOTAL	SUB-TOTAL
1	2	3	4	5	6=(2+3+4+5)	7	8	9	10	11=(7+8+9+10)	12	13	14	15	16=(12+13+14+15)	17=(11+16)	18=(6+17)	19	20	21	22=(19+20+21)	23	24	25	26	27=(23+24+25+26)	28
CASH DISBURSEMENTS	-	100,167.00	-	-	100,167.00	-	-	-	-	-	-	-	-	-	-	-	100,167.00	-	-	-	-	-	-	-	-	100,167.00	-
Notice of Cash Allocation (NCA)	-	100,167.00	-	-	100,167.00	-	-	-	-	-	-	-	-	-	-	-	100,167.00	-	-	-	-	-	-	-	-	100,167.00	-
Advice to Debit Account	-	100,167.00	-	-	100,167.00	-	-	-	-	-	-	-	-	-	-	-	100,167.00	-	-	-	-	-	-	-	-	100,167.00	-
Department of Environment and Natural Resources (DENR)	-	100,167.00	-	-	100,167.00	-	-	-	-	-	-	-	-	-	-	-	100,167.00	-	-	-	-	-	-	-	-	100,167.00	-
Mines and Geo-Sciences Bureau	-	100,167.00	-	-	100,167.00	-	-	-	-	-	-	-	-	-	-	-	100,167.00	-	-	-	-	-	-	-	-	100,167.00	-
Region XI - Davao	-	100,167.00	-	-	100,167.00	-	-	-	-	-	-	-	-	-	-	-	100,167.00	-	-	-	-	-	-	-	-	100,167.00	-
Regional Office - XI	-	100,167.00	-	-	100,167.00	-	-	-	-	-	-	-	-	-	-	-	100,167.00	-	-	-	-	-	-	-	-	100,167.00	-
TOTAL CASH DISBURSEMENTS	-	100,167.00	-	-	100,167.00	-	-	-	-	-	-	-	-	-	-	-	100,167.00	-	-	-	-	-	-	-	-	100,167.00	-
NON-CASH DISBURSEMENTS	-	-	-	-	-	-	-	-	-	-	-	-	-	-	-	-	-	-	-	-	-	-	-	-	-	-	-
Tax Remittance Advices issued (TRA)	-	-	-	-	-	-	-	-	-	-	-	-	-	-	-	-	-	-	-	-	-	-	-	-	-	-	-
Department of Environment and Natural Resources (DENR)	-	-	-	-	-	-	-	-	-	-	-	-	-	-	-	-	-	-	-	-	-	-	-	-	-	-	-
Mines and Geo-Sciences Bureau	-	-	-	-	-	-	-	-	-	-	-	-	-	-	-	-	-	-	-	-	-	-	-	-	-	-	-
Region XI - Davao	-	-	-	-	-	-	-	-	-	-	-	-	-	-	-	-	-	-	-	-	-	-	-	-	-	-	-
Regional Office - XI	-	-	-	-	-	-	-	-	-	-	-	-	-	-	-	-	-	-	-	-	-	-	-	-	-	-	-
TOTAL NON-CASH DISBURSEMENTS	-	-	-	-	-	-	-	-	-	-	-	-	-	-	-	-	-	-	-	-	-	-	-	-	-	-	-
Grand Total	-	100,167.00	-	-	100,167.00	-	-	-	-	-	-	-	-	-	-	-	100,167.00	-	-	-	-	-	-	-	-	100,167.00	-

Summary

PARTICULARS	PREVIOUS REPORT	CURRENT MONTH	AS OF DATE
-1	-2	-3	-4
Total Disbursement Authorities Received			
NCA	18,962.00	500,000.00	518,962.00
NTA			-
Working Fund			-
TRA			-
CDC			-
NCAA			-
Less: Notice of Transfer Allocations (NTA)* issued			-
Total Disbursements Authorities Available	18,962.00	500,000.00	518,962.00
Less:			
Lapsed NCA Disbursements		100,167.00	100,167.00
Less: Other Non-Cash Disbursements			
Disbursements effected through outright deductions from claims			
Overpayment of expenses (e.g. personnel benefits)			
Restitution for loss of government property			
Liquidated damages and similar claims			
Others (e.g. TRF, BTR, Docs Stamp, etc.)			
Add/Less: Adjustments (e.g. cancelled/staled checks)			
Balance of Disbursements Authorities as of to date	18,962.00	399,833.00	418,795.00
Total Disbursements Program	18,962.00	500,000.00	518,962.00
Less: * Actual Disbursements		100,167.00	100,167.00
(Over)/Under spending	18,962.00	399,833.00	418,795.00

Notes: * The use of NTA is discouraged
Notes: ** Amounts should tally with the grand total disbursement (column 27).

Certified Correct:


WINNA FROSSE T. GAMIAO
OIC, Accounting Section
Date:

Recommending Approval:


GLORIA D. MENDOZA
OIC, Financial Management Division
Date:

By Authority of the Acting Director:


ENGR. JUANCHO PABLO S. CALVEZ
Chief, Metallurgical Technology Division
Date:

MONTHLY REPORT OF DISBURSEMENTS
For the month of February 2020

Department: Department of Environment and Natural Resources (DENR) Organization Code (JACS): 100030000000						Agency: Mines and Geo-Sciences Bureau Fund Cluster: 07 - Trust Fund											Operating Unit: All Report Status: SUBMITTED										
PARTICULARS	CURRENT YEAR BUDGET					PRIOR YEAR'S BUDGET										TRUST LIABILITIES				GRAND TOTAL					REMA RKS		
	PS	MOOE	Fin. Exp	CO	TOTAL	PRIOR YEAR'S ACCOUNTS PAYABLE					CURRENT YEAR'S ACCOUNTS PAYABLE					PS	MOOE	CO	TOTAL	PS	MOOE	Fin. Exp	CO	TOTAL			
						PS	MOOE	Fin. Exp	CO	Sub-Total	PS	MOOE	Fin. Exp	CO	Sub-Total											PS	MOOE
1	2	3	4	5	6=(2+3+4+5)	7	8	9	10	11=(7+8+9+10)	12	13	14	15	16=(12+13+14+15)	17=(11+16)	18=(6+17)	19	20	21	22=(19+20+21)	23	24	25	26	27=(23+24+25+26)	28
CASH DISBURSEMENTS	-	100,167.00	-	-	100,167.00	-	-	-	-	-	-	-	-	-	-	-	100,167.00	-	-	-	-	-	-	-	-	-	-
Notice of Cash Allocation (NCA)	-	100,167.00	-	-	100,167.00	-	-	-	-	-	-	-	-	-	-	-	100,167.00	-	-	-	-	-	-	-	-	-	
MDS Checks issued	-	-	-	-	-	-	-	-	-	-	-	-	-	-	-	-	-	-	-	-	-	-	-	-	-	-	-
Advice to Debit Account	-	100,167.00	-	-	100,167.00	-	-	-	-	-	-	-	-	-	-	-	100,167.00	-	-	-	-	-	-	-	-	-	
Notice of Transfer Allocation (NTA)	-	-	-	-	-	-	-	-	-	-	-	-	-	-	-	-	-	-	-	-	-	-	-	-	-	-	
MDS Checks issued	-	-	-	-	-	-	-	-	-	-	-	-	-	-	-	-	-	-	-	-	-	-	-	-	-	-	
Advice to Debit Account	-	-	-	-	-	-	-	-	-	-	-	-	-	-	-	-	-	-	-	-	-	-	-	-	-	-	
Working Fund for FAPs	-	-	-	-	-	-	-	-	-	-	-	-	-	-	-	-	-	-	-	-	-	-	-	-	-	-	
Cash Disbursement Ceiling (CDC)	-	-	-	-	-	-	-	-	-	-	-	-	-	-	-	-	-	-	-	-	-	-	-	-	-	-	
TOTAL CASH DISBURSEMENTS	-	100,167.00	-	-	100,167.00	-	-	-	-	-	-	-	-	-	-	-	100,167.00	-	-	-	-	-	-	-	-	-	
NON-CASH DISBURSEMENTS	-	-	-	-	-	-	-	-	-	-	-	-	-	-	-	-	-	-	-	-	-	-	-	-	-	-	
Tax Remittance Advices Issued (TRA)	-	-	-	-	-	-	-	-	-	-	-	-	-	-	-	-	-	-	-	-	-	-	-	-	-	-	
Non-Cash Availment Authority (NCAA)	-	-	-	-	-	-	-	-	-	-	-	-	-	-	-	-	-	-	-	-	-	-	-	-	-	-	
specify...	-	-	-	-	-	-	-	-	-	-	-	-	-	-	-	-	-	-	-	-	-	-	-	-	-	-	
Overpayment of expenses(e.g. personnel benefits)	-	-	-	-	-	-	-	-	-	-	-	-	-	-	-	-	-	-	-	-	-	-	-	-	-	-	
Restitution for loss of government property	-	-	-	-	-	-	-	-	-	-	-	-	-	-	-	-	-	-	-	-	-	-	-	-	-	-	
Liquidated damages and similar claims	-	-	-	-	-	-	-	-	-	-	-	-	-	-	-	-	-	-	-	-	-	-	-	-	-	-	
Others(TEF, BTR-Documentary Stamp Tax, etc.)	-	-	-	-	-	-	-	-	-	-	-	-	-	-	-	-	-	-	-	-	-	-	-	-	-	-	
TOTAL NON-CASH DISBURSEMENTS	-	-	-	-	-	-	-	-	-	-	-	-	-	-	-	-	-	-	-	-	-	-	-	-	-	-	
Grand Total	-	100,167.00	-	-	100,167.00	-	-	-	-	-	-	-	-	-	-	-	100,167.00	-	-	-	-	-	-	-	-	-	

Summary


PARTICULARS	PREVIOUS REPORT	CURRENT MONTH	AS OF DATE
-1	-2	-3	-4
Total Disbursement Authorities Received			
NCA	18,962.00	500,000.00	518,962.00
NTA	-	-	-
Working Fund	-	-	-
TRA	-	-	-
CDC	-	-	-
NCAA	-	-	-
Less: Notice of Transfer Allocations (NTA)* issued	-	-	-
Total Disbursements Authorities Available	18,962.00	500,000.00	518,962.00
Less			
Lapsed NCA Disbursements	-	100,167.00	100,167.00
Less: Other Non-Cash Disbursements	-	-	-
Disbursements effected through outright deductions from claims	-	-	-
Overpayment of expenses(e.g. personnel benefits)	-	-	-
Restitution for loss of government property	-	-	-
Liquidated damages and similar claims	-	-	-
Others (e.g. TEF, BTR, Docs Stamp, etc.)	-	-	-
Add/less: Adjustments (e.g. cancelled/staled checks)	-	-	-
Balance of Disbursements Authorities as of date	18,962.00	399,833.00	418,795.00
Total Disbursements Program	18,962.00	500,000.00	518,962.00
Less: * Actual Disbursements	-	100,167.00	100,167.00
(Over)/Under spending-	18,962.00	399,833.00	418,795.00

Notes: * The use of NTA is discouraged
Notes: ** Amounts should tally with the grand total disbursement (column 27).


Certified Correct:


WINNA FRUSE T. GAMIAO
OIC, Accounting Section
Date: _____

Recommending Approval:


GLORIA D. MENDOZA
O/C, Financial Management Division
Date: _____

By Authority of the Acting Director:


ENGR. MANCHO PABLO S. CALVEZ
Chief, Metallurgical Technology Division
Date: _____