

**QUARTERLY REPORT OF REVENUE AND OTHER RECEIPTS**  
**As at the Quarter Ending December 31, 2022**



Department : Department of Environment and Natural Resources (DENR)  
 Agency : Mines and Geosciences Bureau  
 Region : ALL  
 Operating Unit : ALL  
 Organization Code (UACS) : ALL  
 Fund Cluster : 01 - Regular Agency Fund


Classification/Sources of Revenue and Other Receipts	UACS CODE	REVENUE TARGET (Annual) per BESF	Actual Revenue and Other Receipts Collections					Cumulative Remittance/Deposits to Date			Variance		Remarks
			1st Quarter Ending March 31	2nd Quarter Ending June 30	3rd Quarter Ending Sept. 30	4th Quarter Ending Dec. 31	Total	Remittance to BTr	Deposited with AGDB	TOTAL	Amount	%	
1	2	3	4	5	6	7	8=[(6+(-)7)-8+9]	9	10	11=(9+10)	12=(8-3)	13=(12/3)	14
<b>Regular Agency Fund</b>		1,127,678,603.00	223,290,698.69	815,412,212.64	953,926,006.60	421,844,852.25	2,414,473,770.18	2,410,112,001.24	1,875,550.00	2,411,987,551.24	1,286,795,167.18	114 %	
<b>Revenue Collections</b>		1,127,678,603.00	221,518,858.52	812,891,703.02	950,180,758.50	419,354,475.94	2,403,945,795.98	2,403,380,045.98	402,550.00	2,403,782,595.98	1,276,267,192.98	113 %	
<b>Cash Revenue</b>		1,127,678,603.00	221,513,131.48	812,891,703.02	950,180,758.50	419,354,475.94	2,403,940,068.94	2,403,374,318.94	402,550.00	2,403,776,868.94	1,276,261,465.94	113 %	
<b>Non-Tax</b>		1,127,678,603.00	221,513,131.48	812,891,703.02	950,180,758.50	419,354,475.94	2,403,940,068.94	2,403,374,318.94	402,550.00	2,403,776,868.94	1,276,261,465.94	113 %	
Other Permit Fees	4020101099	45,597,380.00	42,203,752.70	33,569,335.24	24,808,790.00	21,384,865.40	121,966,743.34	121,946,243.34	0.00	121,946,243.34	76,369,363.34	167 %	
Supervision and Regulation Enforcement Fees	4020107000	36,619,608.00	9,600,900.34	12,887,072.72	13,609,744.89	11,442,510.96	47,540,228.91	47,400,228.91	0.00	47,400,228.91	10,920,620.91	30 %	
Other Service Income	4020199099	3,782,216.00	864,654.00	1,133,015.00	1,021,336.00	1,283,115.00	4,302,120.00	4,299,420.00	0.00	4,299,420.00	519,904.00	14 %	
Rent/Lease Income	4020205000	0.00	35,500.00	20,500.00	107,000.00	4,000.00	167,000.00	167,000.00	0.00	167,000.00	167,000.00	0 %	
Share from National Wealth	4040101000	1,041,679,399.00	168,425,910.39	764,640,554.03	909,986,274.43	384,878,571.35	2,227,931,310.20	2,227,931,310.20	0.00	2,227,931,310.20	1,186,251,911.20	114 %	
Sale of Unserviceable Property	4060102000	0.00	83,471.00	329,475.00	47,000.00	25,394.50	485,340.50	485,340.50	0.00	485,340.50	485,340.50	0 %	
Miscellaneous Income	4060999000	0.00	298,943.05	311,751.03	600,613.18	336,018.73	1,547,325.99	1,144,775.99	402,550.00	1,547,325.99	1,547,325.99	0 %	
<b>Non-Cash Revenue</b>		0.00	5,727.04	0.00	0.00	0.00	5,727.04	5,727.04	0.00	5,727.04	5,727.04	0 %	
<b>Collections effected through outright deductions from claims</b>		0.00	5,727.04	0.00	0.00	0.00	5,727.04	5,727.04	0.00	5,727.04	5,727.04	0 %	
Miscellaneous Income	4060999000	0.00	5,727.04	0.00	0.00	0.00	5,727.04	5,727.04	0.00	5,727.04	5,727.04	0 %	
<b>Non-Revenue Collections/Other Receipts</b>		0.00	1,771,840.17	2,520,509.62	3,745,248.10	2,490,376.31	10,527,974.20	6,731,955.26	1,473,000.00	8,204,955.26	10,527,974.20	0 %	
<b>Cash Receipts</b>		0.00	1,085,612.28	2,062,021.95	3,324,378.85	2,096,614.33	8,568,627.41	4,772,608.47	1,473,000.00	6,245,608.47	8,568,627.41	0 %	
<b>Others</b>		0.00	1,085,612.28	2,062,021.95	3,324,378.85	2,096,614.33	8,568,627.41	4,772,608.47	1,473,000.00	6,245,608.47	8,568,627.41	0 %	
Petty Cash	1010102000	0.00	12,929.95	12,564.70	0.00	36,416.61	61,911.26	61,911.26	0.00	61,911.26	61,911.26	0 %	
Receivables - Disallowances/Charges	1030501000	0.00	398,195.26	988,656.25	119,623.82	616,338.82	2,122,814.15	2,093,664.15	0.00	2,093,664.15	2,122,814.15	0 %	
Due from Officers and Employees	1030502000	0.00	146,036.35	34,177.24	34,530.85	33,066.36	247,810.80	247,810.80	0.00	247,810.80	247,810.80	0 %	
Other Receivables	1030599000	0.00	8,442.49	0.00	151,557.82	80,108.64	240,108.95	240,108.95	0.00	240,108.95	240,108.95	0 %	
Advances for Special Disbursing Officer	1990103000	0.00	226,247.32	359,590.42	576,387.73	467,049.44	1,629,274.91	1,565,925.06	0.00	1,565,925.06	1,629,274.91	0 %	
Advances to Officers and Employees	1990104000	0.00	8,146.00	61,398.20	120,899.20	141,674.46	332,117.86	325,150.35	0.00	325,150.35	332,117.86	0 %	
Other Prepayments	1990299000	0.00	5.00	0.00	0.00	4,000.00	4,005.00	4,005.00	0.00	4,005.00	4,005.00	0 %	
Due to NGAs	2020105000	0.00	203,460.00	203,460.00	4,140.00	602,460.00	1,013,520.00	13,480.00	1,000,000.00	1,013,480.00	1,013,520.00	0 %	
Trust Liabilities	2040101000	0.00	63,500.00	297,500.00	2,310,665.00	114,000.00	2,785,665.00	89,153.42	473,000.00	562,153.42	2,785,665.00	0 %	
Government Equity	3010101000	0.00	17,585.00	0.00	0.00	1,500.00	19,085.00	19,085.00	0.00	19,085.00	19,085.00	0 %	

Classification/Sources of Revenue and Other Receipts	UACS CODE	REVENUE TARGET (Annual) per BESF	Actual Revenue and Other Receipts Collections					Cumulative Remittance/Deposits to Date			Variance		Remarks
			1st Quarter Ending March 31	2nd Quarter Ending June 30	3rd Quarter Ending Sept. 30	4th Quarter Ending Dec. 31	Total	Remittance to BTr	Deposited with AGDB	TOTAL	Amount	%	
1	2	3	4	5	6	7	8=[(6+(-)7)-8+9]	9	10	11=(9+10)	12=(8-3)	13=(12/3)	14
Basic Salary - Civilian	5010101001	0.00	0.00	2,939.85	6,392.61	0.00	9,332.46	9,332.46	0.00	9,332.46	9,332.46	0 %	
PERA - Civilian	5010201001	0.00	0.00	181.82	181.82	0.00	363.64	363.64	0.00	363.64	363.64	0 %	
Other Professional Services	5021199000	0.00	0.00	89,622.67	0.00	0.00	89,622.67	89,622.67	0.00	89,622.67	89,622.67	0 %	
Other General Services	5021299099	0.00	1,064.91	11,890.80	0.00	0.00	12,955.71	12,955.71	0.00	12,955.71	12,955.71	0 %	
Taxes, Duties and Licenses	5021501001	0.00	0.00	40.00	0.00	0.00	40.00	40.00	0.00	40.00	40.00	0 %	
<b>Non-Cash Receipts</b>		<b>0.00</b>	<b>686,227.89</b>	<b>458,487.67</b>	<b>420,869.25</b>	<b>393,761.98</b>	<b>1,959,346.79</b>	<b>1,959,346.79</b>	<b>0.00</b>	<b>1,959,346.79</b>	<b>1,959,346.79</b>	<b>0 %</b>	
<b>Collections effected through outright deductions from claims</b>		<b>0.00</b>	<b>686,227.89</b>	<b>458,487.67</b>	<b>420,869.25</b>	<b>393,761.98</b>	<b>1,959,346.79</b>	<b>1,959,346.79</b>	<b>0.00</b>	<b>1,959,346.79</b>	<b>1,959,346.79</b>	<b>0 %</b>	
Receivables - Disallowances/Charges	1030501000	0.00	361,087.81	442,292.55	416,369.25	344,114.94	1,563,864.55	1,563,864.55	0.00	1,563,864.55	1,563,864.55	0 %	
Due from Officers and Employees	1030502000	0.00	325,140.08	16,195.12	4,500.00	49,647.04	395,482.24	395,482.24	0.00	395,482.24	395,482.24	0 %	
<b>GRAND TOTAL</b>		<b>1,127,678,603.00</b>	<b>223,290,698.69</b>	<b>815,412,212.64</b>	<b>953,926,006.60</b>	<b>421,844,852.25</b>	<b>2,414,473,770.18</b>	<b>2,410,112,001.24</b>	<b>1,875,550.00</b>	<b>2,411,987,551.24</b>	<b>1,286,795,167.18</b>	<b>114 %</b>	

This report was generated using the Unified Reporting System on 23/01/2023.

Certified Correct:

Approved By:

  
GLORIA D. MENDOZA

OIC, Financial & Management Division  
Concurrent Chief Accountant

  
ATTY. WILFREDO G. MONCANO

Director



**QUARTERLY REPORT OF REVENUE AND OTHER RECEIPTS**  
As at the Quarter Ending December 31, 2022

Department : Department of Environment and Natural Resources (DENR)  
 Agency : Mines and Geosciences Bureau  
 Region : ALL  
 Operating Unit : ALL  
 Organization Code (UACS) : ALL  
 Fund Cluster : 01 - Regular Agency Fund

Classification/Sources of Revenue and Other Receipts	UACS CODE	REVENUE TARGET (Annual) per BESF	Actual Revenue and Other Receipts Collections					Cumulative Remittance/Deposits to Date			Variance		Remarks
			1st Quarter Ending March 31	2nd Quarter Ending June 30	3rd Quarter Ending Sept. 30	4th Quarter Ending Dec. 31	Total	Remittance to BTr	Deposited with AGDB	TOTAL	Amount	%	
1	2	3	4	5	6	7	8=[(6+(-)7)-8+9]	9	10	11=(9+10)	12=(8-3)	13=(12/3)	14
<b>Regular Agency Fund</b>		<b>1,127,678,603.00</b>	<b>223,290,698.69</b>	<b>815,412,212.64</b>	<b>953,926,006.60</b>	<b>421,844,852.25</b>	<b>2,414,473,770.18</b>	<b>2,410,112,001.24</b>	<b>1,875,550.00</b>	<b>2,411,987,551.24</b>	<b>1,286,795,167.18</b>	<b>114 %</b>	
Revenue Collections		1,127,678,603.00	221,518,858.52	812,891,703.02	950,180,758.50	419,354,475.94	2,403,945,795.98	2,403,380,045.98	402,550.00	2,403,782,595.98	1,276,267,192.98	113 %	
Cash Revenue		1,127,678,603.00	221,513,131.48	812,891,703.02	950,180,758.50	419,354,475.94	2,403,940,068.94	2,403,374,318.94	402,550.00	2,403,776,868.94	1,276,261,465.94	113 %	
Non-Tax		1,127,678,603.00	221,513,131.48	812,891,703.02	950,180,758.50	419,354,475.94	2,403,940,068.94	2,403,374,318.94	402,550.00	2,403,776,868.94	1,276,261,465.94	113 %	
<b>National Capital Region (NCR)</b>		<b>37,780,264.00</b>	<b>3,611,419.06</b>	<b>11,323,778.27</b>	<b>7,631,645.89</b>	<b>2,270,728.96</b>	<b>24,837,572.18</b>	<b>24,432,322.18</b>	<b>402,550.00</b>	<b>24,834,872.18</b>	<b>(12,942,691.82)</b>	<b>-34 %</b>	
Other Permit Fees	4020101099	13,461,600.00	1,151,589.72	8,308,500.00	5,279,150.00	409,630.00	15,148,869.72	15,148,869.72	0.00	15,148,869.72	1,687,269.72	13 %	
Supervision and Regulation Enforcement Fees	4020107000	14,460,000.00	1,310,594.34	1,026,936.27	1,562,194.89	1,123,390.96	5,023,116.46	5,023,116.46	0.00	5,023,116.46	(9,436,883.54)	-65 %	
Other Service Income	4020199099	3,179,265.00	598,625.00	843,835.00	746,696.00	573,235.00	2,762,391.00	2,759,691.00	0.00	2,759,691.00	(416,874.00)	-13 %	
Share from National Wealth	4040101000	6,679,399.00	449,910.00	814,455.00	0.00	0.00	1,264,365.00	1,264,365.00	0.00	1,264,365.00	(5,415,034.00)	-81 %	
Sale of Unserviceable Property	4060102000	0.00	0.00	210,512.00	0.00	0.00	210,512.00	210,512.00	0.00	210,512.00	210,512.00	0 %	
Miscellaneous Income	4060999000	0.00	100,700.00	119,540.00	43,605.00	164,473.00	428,318.00	25,768.00	402,550.00	428,318.00	428,318.00	0 %	
<b>Region I - Ilocos</b>		<b>3,244,104.00</b>	<b>1,312,450.00</b>	<b>1,781,250.00</b>	<b>995,485.00</b>	<b>936,780.00</b>	<b>5,025,965.00</b>	<b>5,025,965.00</b>	<b>0.00</b>	<b>5,025,965.00</b>	<b>1,781,861.00</b>	<b>55 %</b>	
Other Permit Fees	4020101099	667,893.00	530,740.00	879,930.00	484,895.00	432,380.00	2,327,945.00	2,327,945.00	0.00	2,327,945.00	1,660,052.00	249 %	
Supervision and Regulation Enforcement Fees	4020107000	2,560,811.00	781,470.00	900,980.00	504,680.00	496,460.00	2,683,590.00	2,683,590.00	0.00	2,683,590.00	122,779.00	5 %	
Other Service Income	4020199099	15,400.00	0.00	0.00	2,500.00	2,300.00	4,800.00	4,800.00	0.00	4,800.00	(10,600.00)	-69 %	
Miscellaneous Income	4060999000	0.00	240.00	340.00	3,410.00	5,640.00	9,630.00	9,630.00	0.00	9,630.00	9,630.00	0 %	
<b>Cordillera Administrative Region (CAR)</b>		<b>2,099,000.00</b>	<b>4,529,549.00</b>	<b>1,076,025.03</b>	<b>1,780,735.00</b>	<b>1,133,400.00</b>	<b>8,519,709.03</b>	<b>8,519,709.03</b>	<b>0.00</b>	<b>8,519,709.03</b>	<b>6,420,709.03</b>	<b>306 %</b>	
Other Permit Fees	4020101099	734,650.00	4,030,400.00	548,221.00	994,235.00	206,635.00	5,779,491.00	5,779,491.00	0.00	5,779,491.00	5,044,841.00	687 %	
Supervision and Regulation Enforcement Fees	4020107000	1,154,450.00	395,240.00	415,140.00	281,000.00	360,000.00	1,451,380.00	1,451,380.00	0.00	1,451,380.00	296,930.00	26 %	
Other Service Income	4020199099	209,900.00	91,749.00	96,895.00	104,790.00	557,490.00	850,924.00	850,924.00	0.00	850,924.00	641,024.00	305 %	
Miscellaneous Income	4060999000	0.00	12,160.00	15,769.03	400,710.00	9,275.00	437,914.03	437,914.03	0.00	437,914.03	437,914.03	0 %	
<b>Region II - Cagayan Valley</b>		<b>3,000,000.00</b>	<b>410,715.00</b>	<b>573,405.00</b>	<b>2,373,743.00</b>	<b>4,727,539.50</b>	<b>8,085,402.50</b>	<b>8,085,402.50</b>	<b>0.00</b>	<b>8,085,402.50</b>	<b>5,085,402.50</b>	<b>170 %</b>	
Other Permit Fees	4020101099	1,770,000.00	190,140.00	243,350.00	1,829,300.00	4,337,437.00	6,600,227.00	6,600,227.00	0.00	6,600,227.00	4,830,227.00	273 %	
Supervision and Regulation Enforcement Fees	4020107000	1,230,000.00	204,900.00	307,300.00	522,900.00	334,400.00	1,369,500.00	1,369,500.00	0.00	1,369,500.00	139,500.00	11 %	
Rent/Lease Income	4020205000	0.00	500.00	3,000.00	2,000.00	4,000.00	9,500.00	9,500.00	0.00	9,500.00	9,500.00	0 %	
Sale of Unserviceable Property	4060102000	0.00	2,000.00	0.00	0.00	14,134.50	16,134.50	16,134.50	0.00	16,134.50	16,134.50	0 %	
Miscellaneous Income	4060999000	0.00	13,175.00	19,755.00	19,543.00	37,568.00	90,041.00	90,041.00	0.00	90,041.00	90,041.00	0 %	
<b>Region III - Central Luzon</b>		<b>97,682,000.00</b>	<b>58,897,339.54</b>	<b>44,602,625.94</b>	<b>4,508,080.20</b>	<b>45,919,898.08</b>	<b>153,927,943.76</b>	<b>153,888,943.76</b>	<b>0.00</b>	<b>153,888,943.76</b>	<b>56,245,943.76</b>	<b>58 %</b>	
Other Permit Fees	4020101099	6,600,000.00	9,785,653.00	2,058,750.00	3,493,830.00	3,638,756.00	18,976,989.00	18,969,989.00	0.00	18,969,989.00	12,376,989.00	188 %	
Supervision and Regulation Enforcement Fees	4020107000	1,060,000.00	810,000.00	556,020.00	414,000.00	568,040.00	2,348,060.00	2,316,060.00	0.00	2,316,060.00	1,288,060.00	122 %	
Other Service Income	4020199099	22,000.00	20,100.00	14,800.00	10,000.00	8,200.00	53,100.00	53,100.00	0.00	53,100.00	31,100.00	141 %	
Rent/Lease Income	4020205000	0.00	0.00	0.00	17,500.00	0.00	17,500.00	17,500.00	0.00	17,500.00	17,500.00	0 %	

Classification/Sources of Revenue and Other Receipts	UACS CODE	REVENUE TARGET (Annual) per BESF	Actual Revenue and Other Receipts Collections					Cumulative Remittance/Deposits to Date			Variance		Remarks
			1st Quarter Ending March 31	2nd Quarter Ending June 30	3rd Quarter Ending Sept. 30	4th Quarter Ending Dec. 31	Total	Remittance to BTr	Deposited with AGDB	TOTAL	Amount	%	
1	2	3	4	5	6	7	8=[(6+(-)7)-8+9]	9	10	11=(9+10)	12=(8-3)	13=(12/3)	14
Share from National Wealth	4040101000	90,000,000.00	48,236,251.54	41,832,940.94	543,690.20	41,700,052.08	132,312,934.76	132,312,934.76	0.00	132,312,934.76	42,312,934.76	47 %	
Sale of Unserviceable Property	4060102000	0.00	0.00	118,300.00	0.00	0.00	118,300.00	118,300.00	0.00	118,300.00	118,300.00	0 %	
Miscellaneous Income	4060999000	0.00	45,335.00	21,815.00	29,060.00	4,850.00	101,060.00	101,060.00	0.00	101,060.00	101,060.00	0 %	
<b>Region IVA - CALABARZON</b>		<b>1,956,150.00</b>	<b>2,811,229.00</b>	<b>72,623,587.00</b>	<b>1,056,445.18</b>	<b>125,296,255.50</b>	<b>201,787,516.68</b>	<b>201,787,516.68</b>	<b>0.00</b>	<b>201,787,516.68</b>	<b>199,831,366.68</b>	<b>10,216 %</b>	
Other Permit Fees	4020101099	761,250.00	2,140,800.00	4,476,260.00	417,600.00	1,286,225.00	8,320,885.00	8,320,885.00	0.00	8,320,885.00	7,559,635.00	993 %	
Supervision and Regulation Enforcement Fees	4020107000	1,194,900.00	650,520.00	596,000.00	625,880.00	460,600.00	2,333,000.00	2,333,000.00	0.00	2,333,000.00	1,138,100.00	95 %	
Other Service Income	4020199099	0.00	18,325.00	46,805.00	11,050.00	0.00	76,180.00	76,180.00	0.00	76,180.00	76,180.00	0 %	
Share from National Wealth	4040101000	0.00	0.00	67,500,000.00	0.00	123,549,430.50	191,049,430.50	191,049,430.50	0.00	191,049,430.50	191,049,430.50	0 %	
Miscellaneous Income	4060999000	0.00	1,584.00	4,522.00	1,915.18	0.00	8,021.18	8,021.18	0.00	8,021.18	8,021.18	0 %	
<b>Region IVB - MIMAROPA</b>		<b>1,719,108.00</b>	<b>3,628,365.00</b>	<b>9,820,543.00</b>	<b>2,612,832.00</b>	<b>4,845,545.00</b>	<b>20,907,285.00</b>	<b>20,907,285.00</b>	<b>0.00</b>	<b>20,907,285.00</b>	<b>19,188,177.00</b>	<b>1,116 %</b>	
Other Permit Fees	4020101099	542,262.00	2,998,277.00	7,903,770.00	2,060,420.00	4,243,965.00	17,206,432.00	17,206,432.00	0.00	17,206,432.00	16,664,170.00	3,073 %	
Supervision and Regulation Enforcement Fees	4020107000	1,176,846.00	626,000.00	1,913,610.00	541,880.00	596,760.00	3,678,250.00	3,678,250.00	0.00	3,678,250.00	2,501,404.00	213 %	
Miscellaneous Income	4060999000	0.00	4,088.00	3,163.00	10,532.00	4,820.00	22,603.00	22,603.00	0.00	22,603.00	22,603.00	0 %	
<b>Region V - Bicol</b>		<b>1,393,000.00</b>	<b>439,440.00</b>	<b>850,490.00</b>	<b>484,190.00</b>	<b>582,410.00</b>	<b>2,356,530.00</b>	<b>2,356,530.00</b>	<b>0.00</b>	<b>2,356,530.00</b>	<b>963,530.00</b>	<b>69 %</b>	
Other Permit Fees	4020101099	834,000.00	195,800.00	494,800.00	257,005.00	271,655.00	1,219,260.00	1,219,260.00	0.00	1,219,260.00	385,260.00	46 %	
Supervision and Regulation Enforcement Fees	4020107000	457,000.00	186,000.00	307,760.00	115,000.00	254,000.00	862,760.00	862,760.00	0.00	862,760.00	405,760.00	89 %	
Other Service Income	4020199099	102,000.00	57,160.00	47,630.00	64,650.00	44,330.00	213,770.00	213,770.00	0.00	213,770.00	111,770.00	110 %	
Sale of Unserviceable Property	4060102000	0.00	0.00	0.00	47,000.00	3,675.00	50,675.00	50,675.00	0.00	50,675.00	50,675.00	0 %	
Miscellaneous Income	4060999000	0.00	480.00	300.00	535.00	8,750.00	10,065.00	10,065.00	0.00	10,065.00	10,065.00	0 %	
<b>Region VI - Western Visayas</b>		<b>5,086,000.00</b>	<b>6,595,136.00</b>	<b>832,499.00</b>	<b>2,031,285.00</b>	<b>972,867.00</b>	<b>10,431,787.00</b>	<b>10,431,787.00</b>	<b>0.00</b>	<b>10,431,787.00</b>	<b>5,345,787.00</b>	<b>105 %</b>	
Other Permit Fees	4020101099	4,845,000.00	6,331,900.00	489,000.00	513,550.00	309,860.00	7,644,310.00	7,644,310.00	0.00	7,644,310.00	2,799,310.00	58 %	
Supervision and Regulation Enforcement Fees	4020107000	238,000.00	257,230.00	342,875.00	1,517,100.00	660,750.00	2,777,955.00	2,777,955.00	0.00	2,777,955.00	2,539,955.00	1,067 %	
Other Service Income	4020199099	3,000.00	0.00	500.00	500.00	500.00	1,500.00	1,500.00	0.00	1,500.00	(1,500.00)	-50 %	
Sale of Unserviceable Property	4060102000	0.00	6,006.00	0.00	0.00	0.00	6,006.00	6,006.00	0.00	6,006.00	6,006.00	0 %	
Miscellaneous Income	4060999000	0.00	0.00	124.00	135.00	1,757.00	2,016.00	2,016.00	0.00	2,016.00	2,016.00	0 %	
<b>Region VII - Central Visayas</b>		<b>14,431,000.00</b>	<b>1,977,786.00</b>	<b>3,110,278.00</b>	<b>1,869,478.00</b>	<b>1,536,030.73</b>	<b>8,493,572.73</b>	<b>8,493,572.73</b>	<b>0.00</b>	<b>8,493,572.73</b>	<b>(5,937,427.27)</b>	<b>-41 %</b>	
Other Permit Fees	4020101099	10,666,383.00	1,239,700.00	2,386,685.00	1,052,950.00	779,700.00	5,459,035.00	5,459,035.00	0.00	5,459,035.00	(5,207,348.00)	-49 %	
Supervision and Regulation Enforcement Fees	4020107000	3,719,966.00	726,500.00	703,570.00	805,590.00	734,200.00	2,969,860.00	2,969,860.00	0.00	2,969,860.00	(750,106.00)	-20 %	
Other Service Income	4020199099	44,651.00	9,900.00	16,300.00	9,300.00	9,000.00	44,500.00	44,500.00	0.00	44,500.00	(151.00)	-0 %	
Sale of Unserviceable Property	4060102000	0.00	0.00	0.00	0.00	7,585.00	7,585.00	7,585.00	0.00	7,585.00	7,585.00	0 %	
Miscellaneous Income	4060999000	0.00	1,686.00	3,723.00	1,638.00	5,545.73	12,592.73	12,592.73	0.00	12,592.73	12,592.73	0 %	
<b>Region VIII - Eastern Visayas</b>		<b>2,421,000.00</b>	<b>556,491.00</b>	<b>1,475,015.00</b>	<b>1,158,305.00</b>	<b>969,385.00</b>	<b>4,159,196.00</b>	<b>4,159,196.00</b>	<b>0.00</b>	<b>4,159,196.00</b>	<b>1,738,196.00</b>	<b>72 %</b>	
Other Permit Fees	4020101099	869,000.00	204,950.00	803,400.00	354,190.00	460,450.00	1,822,990.00	1,822,990.00	0.00	1,822,990.00	953,990.00	110 %	
Supervision and Regulation Enforcement Fees	4020107000	1,489,000.00	305,896.00	630,630.00	732,000.00	434,770.00	2,103,296.00	2,103,296.00	0.00	2,103,296.00	614,296.00	41 %	
Other Service Income	4020199099	63,000.00	900.00	3,500.00	1,800.00	1,200.00	7,400.00	7,400.00	0.00	7,400.00	(55,600.00)	-88 %	
Miscellaneous Income	4060999000	0.00	44,745.00	37,485.00	70,315.00	72,965.00	225,510.00	225,510.00	0.00	225,510.00	225,510.00	0 %	

Classification/Sources of Revenue and Other Receipts	UACS CODE	REVENUE TARGET (Annual) per BESF	Actual Revenue and Other Receipts Collections					Cumulative Remittance/Deposits to Date			Variance		Remarks
			1st Quarter Ending March 31	2nd Quarter Ending June 30	3rd Quarter Ending Sept. 30	4th Quarter Ending Dec. 31	Total	Remittance to BTr	Deposited with AGDB	TOTAL	Amount	%	
1	2	3	4	5	6	7	8=[(6+(-7))-8+9]	9	10	11=(9+10)	12=(8-3)	13=(12/3)	14
<b>Region IX - Zamboanga Peninsula</b>		<b>1,239,000.00</b>	<b>6,882,172.70</b>	<b>532,460.00</b>	<b>432,000.00</b>	<b>3,348,232.40</b>	<b>11,194,865.10</b>	<b>11,194,865.10</b>	<b>0.00</b>	<b>11,194,865.10</b>	<b>9,955,865.10</b>	<b>804 %</b>	
Other Permit Fees	4020101099	467,250.00	6,649,012.70	279,000.00	187,950.00	3,099,652.40	10,215,615.10	10,215,615.10	0.00	10,215,615.10	9,748,365.10	2,086 %	
Supervision and Regulation Enforcement Fees	4020107000	771,750.00	222,240.00	235,080.00	242,120.00	241,180.00	940,620.00	940,620.00	0.00	940,620.00	168,870.00	22 %	
Miscellaneous Income	4060999000	0.00	10,920.00	18,380.00	1,930.00	7,400.00	38,630.00	38,630.00	0.00	38,630.00	38,630.00	0 %	
<b>Region X - Northern Mindanao</b>		<b>2,080,000.00</b>	<b>636,389.00</b>	<b>642,411.00</b>	<b>3,143,350.00</b>	<b>297,202.00</b>	<b>4,719,352.00</b>	<b>4,719,352.00</b>	<b>0.00</b>	<b>4,719,352.00</b>	<b>2,639,352.00</b>	<b>127 %</b>	
Other Permit Fees	4020101099	850,000.00	401,700.00	381,250.00	3,045,350.00	149,850.00	3,978,150.00	3,978,150.00	0.00	3,978,150.00	3,128,150.00	368 %	
Supervision and Regulation Enforcement Fees	4020107000	1,230,000.00	222,000.00	240,000.00	89,000.00	140,000.00	691,000.00	691,000.00	0.00	691,000.00	(539,000.00)	-44 %	
Other Service Income	4020199099	0.00	3,300.00	5,600.00	9,000.00	6,600.00	24,500.00	24,500.00	0.00	24,500.00	24,500.00	0 %	
Miscellaneous Income	4060999000	0.00	9,389.00	15,561.00	0.00	752.00	25,702.00	25,702.00	0.00	25,702.00	25,702.00	0 %	
<b>Region XI - Davao</b>		<b>928,000.00</b>	<b>3,132,421.05</b>	<b>3,001,532.00</b>	<b>2,132,881.00</b>	<b>882,808.00</b>	<b>9,149,642.05</b>	<b>9,143,642.05</b>	<b>0.00</b>	<b>9,143,642.05</b>	<b>8,221,642.05</b>	<b>886 %</b>	
Other Permit Fees	4020101099	700,000.00	2,478,545.00	2,586,660.00	1,692,300.00	507,400.00	7,264,905.00	7,258,905.00	0.00	7,258,905.00	6,564,905.00	938 %	
Supervision and Regulation Enforcement Fees	4020107000	180,000.00	539,980.00	365,000.00	307,000.00	320,800.00	1,532,780.00	1,532,780.00	0.00	1,532,780.00	1,352,780.00	752 %	
Other Service Income	4020199099	48,000.00	40,500.00	31,350.00	40,150.00	49,500.00	161,500.00	161,500.00	0.00	161,500.00	113,500.00	236 %	
Rent/Lease Income	4020205000	0.00	35,000.00	17,500.00	87,500.00	0.00	140,000.00	140,000.00	0.00	140,000.00	140,000.00	0 %	
Sale of Unserviceable Property	4060102000	0.00	29,965.00	0.00	0.00	0.00	29,965.00	29,965.00	0.00	29,965.00	29,965.00	0 %	
Miscellaneous Income	4060999000	0.00	8,431.05	1,022.00	5,931.00	5,108.00	20,492.05	20,492.05	0.00	20,492.05	20,492.05	0 %	
<b>Region XII - SOCCSKSARGEN</b>		<b>776,877.00</b>	<b>81,795.00</b>	<b>617,787.24</b>	<b>172,110.00</b>	<b>59,270.00</b>	<b>930,962.24</b>	<b>930,962.24</b>	<b>0.00</b>	<b>930,962.24</b>	<b>154,085.24</b>	<b>20 %</b>	
Other Permit Fees	4020101099	733,092.00	33,200.00	591,934.24	154,190.00	47,270.00	826,594.24	826,594.24	0.00	826,594.24	93,502.24	13 %	
Supervision and Regulation Enforcement Fees	4020107000	43,785.00	0.00	21,500.00	17,020.00	9,000.00	47,520.00	47,520.00	0.00	47,520.00	3,735.00	9 %	
Other Service Income	4020199099	0.00	3,095.00	3,320.00	900.00	3,000.00	10,315.00	10,315.00	0.00	10,315.00	10,315.00	0 %	
Sale of Unserviceable Property	4060102000	0.00	45,500.00	663.00	0.00	0.00	46,163.00	46,163.00	0.00	46,163.00	46,163.00	0 %	
Miscellaneous Income	4060999000	0.00	0.00	370.00	0.00	0.00	370.00	370.00	0.00	370.00	370.00	0 %	
<b>Region XIII - CARAGA</b>		<b>951,843,100.00</b>	<b>126,010,434.13</b>	<b>660,028,016.54</b>	<b>917,798,193.23</b>	<b>225,576,123.77</b>	<b>1,929,412,767.67</b>	<b>1,929,297,267.67</b>	<b>0.00</b>	<b>1,929,297,267.67</b>	<b>977,569,667.67</b>	<b>103 %</b>	
Other Permit Fees	4020101099	1,095,000.00	3,841,345.28	1,137,825.00	2,991,875.00	1,204,000.00	9,175,045.28	9,167,545.28	0.00	9,167,545.28	8,080,045.28	738 %	
Supervision and Regulation Enforcement Fees	4020107000	5,653,100.00	2,362,330.00	4,324,671.45	5,332,380.00	4,708,160.00	16,727,541.45	16,619,541.45	0.00	16,619,541.45	11,074,441.45	196 %	
Other Service Income	4020199099	95,000.00	21,000.00	22,480.00	20,000.00	27,760.00	91,240.00	91,240.00	0.00	91,240.00	(3,760.00)	-4 %	
Share from National Wealth	4040101000	945,000,000.00	119,739,748.85	654,493,158.09	909,442,584.23	219,629,088.77	1,903,304,579.94	1,903,304,579.94	0.00	1,903,304,579.94	958,304,579.94	101 %	
Miscellaneous Income	4060999000	0.00	46,010.00	49,882.00	11,354.00	7,115.00	114,361.00	114,361.00	0.00	114,361.00	114,361.00	0 %	
<b>Non-Cash Revenue</b>		<b>0.00</b>	<b>5,727.04</b>	<b>0.00</b>	<b>0.00</b>	<b>0.00</b>	<b>5,727.04</b>	<b>5,727.04</b>	<b>0.00</b>	<b>5,727.04</b>	<b>5,727.04</b>	<b>0 %</b>	
<b>Collections effected through outright deductions from claims</b>		<b>0.00</b>	<b>5,727.04</b>	<b>0.00</b>	<b>0.00</b>	<b>0.00</b>	<b>5,727.04</b>	<b>5,727.04</b>	<b>0.00</b>	<b>5,727.04</b>	<b>5,727.04</b>	<b>0 %</b>	
<b>Region XI - Davao</b>		<b>0.00</b>	<b>5,727.04</b>	<b>0.00</b>	<b>0.00</b>	<b>0.00</b>	<b>5,727.04</b>	<b>5,727.04</b>	<b>0.00</b>	<b>5,727.04</b>	<b>5,727.04</b>	<b>0 %</b>	
Miscellaneous Income	4060999000	0.00	5,727.04	0.00	0.00	0.00	5,727.04	5,727.04	0.00	5,727.04	5,727.04	0 %	
<b>Non-Revenue Collections/Other Receipts</b>		<b>0.00</b>	<b>1,771,840.17</b>	<b>2,520,509.62</b>	<b>3,745,248.10</b>	<b>2,490,376.31</b>	<b>10,527,974.20</b>	<b>6,731,955.26</b>	<b>1,473,000.00</b>	<b>8,204,955.26</b>	<b>10,527,974.20</b>	<b>0 %</b>	
<b>Cash Receipts</b>		<b>0.00</b>	<b>1,085,612.28</b>	<b>2,062,021.95</b>	<b>3,324,378.85</b>	<b>2,096,614.33</b>	<b>8,568,627.41</b>	<b>4,772,608.47</b>	<b>1,473,000.00</b>	<b>6,245,608.47</b>	<b>8,568,627.41</b>	<b>0 %</b>	
<b>Others</b>		<b>0.00</b>	<b>1,085,612.28</b>	<b>2,062,021.95</b>	<b>3,324,378.85</b>	<b>2,096,614.33</b>	<b>8,568,627.41</b>	<b>4,772,608.47</b>	<b>1,473,000.00</b>	<b>6,245,608.47</b>	<b>8,568,627.41</b>	<b>0 %</b>	
<b>National Capital Region (NCR)</b>		<b>0.00</b>	<b>242,083.68</b>	<b>308,362.52</b>	<b>208,565.29</b>	<b>368,162.28</b>	<b>1,127,173.77</b>	<b>1,068,152.61</b>	<b>0.00</b>	<b>1,068,152.61</b>	<b>1,127,173.77</b>	<b>0 %</b>	
Petty Cash	1010102000	0.00	12,929.95	7,602.50	0.00	24,916.61	45,449.06	45,449.06	0.00	45,449.06	45,449.06	0 %	
Receivables - Disallowances/Charges	1030501000	0.00	51,144.83	31,483.36	5,133.40	24,383.43	112,145.02	112,145.02	0.00	112,145.02	112,145.02	0 %	
Due from Officers and Employees	1030502000	0.00	16,969.40	9,164.49	5,943.53	10,161.21	42,238.63	42,238.63	0.00	42,238.63	42,238.63	0 %	

Classification/Sources of Revenue and Other Receipts	UACS CODE	REVENUE TARGET (Annual) per BESF	Actual Revenue and Other Receipts Collections					Cumulative Remittance/Deposits to Date			Variance		Remarks
			1st Quarter Ending March 31	2nd Quarter Ending June 30	3rd Quarter Ending Sept. 30	4th Quarter Ending Dec. 31	Total	Remittance to BTr	Deposited with AGDB	TOTAL	Amount	%	
1	2	3	4	5	6	7	8=[(6+(-7))-8+9]	9	10	11=(9+10)	12=(8-3)	13=(12/3)	14
Advances for Special Disbursing Officer	1990103000	0.00	156,447.59	175,998.70	196,816.36	257,265.03	786,527.68	734,474.03	0.00	734,474.03	786,527.68	0 %	
Advances to Officers and Employees	1990104000	0.00	3,527.00	9,600.00	672.00	51,436.00	65,235.00	58,267.49	0.00	58,267.49	65,235.00	0 %	
Other Professional Services	5021199000	0.00	0.00	62,622.67	0.00	0.00	62,622.67	62,622.67	0.00	62,622.67	62,622.67	0 %	
Other General Services	5021299099	0.00	1,064.91	11,890.80	0.00	0.00	12,955.71	12,955.71	0.00	12,955.71	12,955.71	0 %	
<b>Region I - Ilocos</b>		<b>0.00</b>	<b>28,223.00</b>	<b>311,324.12</b>	<b>2,158,863.90</b>	<b>34,695.76</b>	<b>2,533,106.78</b>	<b>309,595.20</b>	<b>0.00</b>	<b>309,595.20</b>	<b>2,533,106.78</b>	<b>0 %</b>	
Receivables - Disallowances/Charges	1030501000	0.00	0.00	74,080.00	0.00	0.00	74,080.00	74,080.00	0.00	74,080.00	74,080.00	0 %	
Due from Officers and Employees	1030502000	0.00	0.00	13,294.93	0.00	0.00	13,294.93	13,294.93	0.00	13,294.93	13,294.93	0 %	
Advances for Special Disbursing Officer	1990103000	0.00	10,638.00	26,914.19	16,198.90	33,195.76	86,946.85	86,946.85	0.00	86,946.85	86,946.85	0 %	
Trust Liabilities	2040101000	0.00	0.00	170,000.00	2,142,665.00	0.00	2,312,665.00	89,153.42	0.00	89,153.42	2,312,665.00	0 %	
Government Equity	3010101000	0.00	17,585.00	0.00	0.00	1,500.00	19,085.00	19,085.00	0.00	19,085.00	19,085.00	0 %	
Other Professional Services	5021199000	0.00	0.00	27,000.00	0.00	0.00	27,000.00	27,000.00	0.00	27,000.00	27,000.00	0 %	
Taxes, Duties and Licenses	5021501001	0.00	0.00	35.00	0.00	0.00	35.00	35.00	0.00	35.00	35.00	0 %	
<b>Cordillera Administrative Region (CAR)</b>		<b>0.00</b>	<b>1,005.00</b>	<b>12,700.00</b>	<b>21,420.00</b>	<b>80,030.00</b>	<b>115,155.00</b>	<b>115,155.00</b>	<b>0.00</b>	<b>115,155.00</b>	<b>115,155.00</b>	<b>0 %</b>	
Other Receivables	1030599000	0.00	0.00	0.00	20,000.00	80,000.00	100,000.00	100,000.00	0.00	100,000.00	100,000.00	0 %	
Advances for Special Disbursing Officer	1990103000	0.00	1,000.00	5,500.00	1,420.00	0.00	7,920.00	7,920.00	0.00	7,920.00	7,920.00	0 %	
Advances to Officers and Employees	1990104000	0.00	0.00	7,200.00	0.00	0.00	7,200.00	7,200.00	0.00	7,200.00	7,200.00	0 %	
Other Prepayments	1990299000	0.00	5.00	0.00	0.00	30.00	35.00	35.00	0.00	35.00	35.00	0 %	
<b>Region II - Cagayan Valley</b>		<b>0.00</b>	<b>3,162.15</b>	<b>19,289.12</b>	<b>76,958.82</b>	<b>11,000.00</b>	<b>110,410.09</b>	<b>110,410.09</b>	<b>0.00</b>	<b>110,410.09</b>	<b>110,410.09</b>	<b>0 %</b>	
Due from Officers and Employees	1030502000	0.00	3,162.00	11,717.82	10,187.32	0.00	25,067.14	25,067.14	0.00	25,067.14	25,067.14	0 %	
Other Receivables	1030599000	0.00	0.15	0.00	0.00	0.00	0.15	0.15	0.00	0.15	0.15	0 %	
Advances for Special Disbursing Officer	1990103000	0.00	0.00	4,571.30	62,271.50	1,700.00	68,542.80	68,542.80	0.00	68,542.80	68,542.80	0 %	
Advances to Officers and Employees	1990104000	0.00	0.00	3,000.00	4,500.00	9,300.00	16,800.00	16,800.00	0.00	16,800.00	16,800.00	0 %	
<b>Region III - Central Luzon</b>		<b>0.00</b>	<b>0.00</b>	<b>1,600.00</b>	<b>14,292.57</b>	<b>30.00</b>	<b>15,922.57</b>	<b>15,922.57</b>	<b>0.00</b>	<b>15,922.57</b>	<b>15,922.57</b>	<b>0 %</b>	
Due from Officers and Employees	1030502000	0.00	0.00	0.00	750.00	30.00	780.00	780.00	0.00	780.00	780.00	0 %	
Advances for Special Disbursing Officer	1990103000	0.00	0.00	1,600.00	13,542.57	0.00	15,142.57	15,142.57	0.00	15,142.57	15,142.57	0 %	
<b>Region IVA - CALABARZON</b>		<b>0.00</b>	<b>20,385.15</b>	<b>65,153.21</b>	<b>53,303.67</b>	<b>88,900.69</b>	<b>227,742.72</b>	<b>227,742.72</b>	<b>0.00</b>	<b>227,742.72</b>	<b>227,742.72</b>	<b>0 %</b>	
Receivables - Disallowances/Charges	1030501000	0.00	19,166.70	9,166.70	5,500.02	27,499.90	61,333.32	61,333.32	0.00	61,333.32	61,333.32	0 %	
Due from Officers and Employees	1030502000	0.00	0.00	0.00	6,250.00	0.00	6,250.00	6,250.00	0.00	6,250.00	6,250.00	0 %	
Advances for Special Disbursing Officer	1990103000	0.00	1,218.45	55,986.51	41,553.65	61,400.79	160,159.40	160,159.40	0.00	160,159.40	160,159.40	0 %	
<b>Region IVB - MIMAROPA</b>		<b>0.00</b>	<b>131,023.95</b>	<b>48,558.00</b>	<b>234,080.20</b>	<b>80,009.29</b>	<b>493,671.44</b>	<b>493,671.44</b>	<b>0.00</b>	<b>493,671.44</b>	<b>493,671.44</b>	<b>0 %</b>	
Due from Officers and Employees	1030502000	0.00	125,904.95	0.00	0.00	22,875.15	148,780.10	148,780.10	0.00	148,780.10	148,780.10	0 %	
Other Receivables	1030599000	0.00	0.00	0.00	0.00	108.64	108.64	108.64	0.00	108.64	108.64	0 %	
Advances for Special Disbursing Officer	1990103000	0.00	2,300.00	32,257.00	130,267.00	25,385.00	190,209.00	190,209.00	0.00	190,209.00	190,209.00	0 %	
Advances to Officers and Employees	1990104000	0.00	2,819.00	16,301.00	103,813.20	31,640.50	154,573.70	154,573.70	0.00	154,573.70	154,573.70	0 %	
<b>Region V - Bicol</b>		<b>0.00</b>	<b>1,002.38</b>	<b>38.00</b>	<b>8,799.12</b>	<b>6,989.38</b>	<b>16,828.88</b>	<b>16,828.88</b>	<b>0.00</b>	<b>16,828.88</b>	<b>16,828.88</b>	<b>0 %</b>	
Receivables - Disallowances/Charges	1030501000	0.00	0.00	0.00	0.00	0.00	0.00	0.00	0.00	0.00	0.00	0 %	
Advances for Special Disbursing Officer	1990103000	0.00	1,002.38	38.00	8,799.12	1,739.38	11,578.88	11,578.88	0.00	11,578.88	11,578.88	0 %	
Advances to Officers and Employees	1990104000	0.00	0.00	0.00	0.00	1,280.00	1,280.00	1,280.00	0.00	1,280.00	1,280.00	0 %	
Other Prepayments	1990299000	0.00	0.00	0.00	0.00	3,970.00	3,970.00	3,970.00	0.00	3,970.00	3,970.00	0 %	

Classification/Sources of Revenue and Other Receipts	UACS CODE	REVENUE TARGET (Annual) per BESF	Actual Revenue and Other Receipts Collections					Cumulative Remittance/Deposits to Date			Variance		Remarks
			1st Quarter Ending March 31	2nd Quarter Ending June 30	3rd Quarter Ending Sept. 30	4th Quarter Ending Dec. 31	Total	Remittance to BTr	Deposited with AGDB	TOTAL	Amount	%	
1	2	3	4	5	6	7	8=[(6+(-7))-8+9]	9	10	11=(9+10)	12=(8-3)	13=(12/3)	14
<b>Region VI - Western Visayas</b>		0.00	295,799.90	376,984.68	203,424.11	779,349.39	1,655,558.08	182,558.08	1,473,000.00	1,655,558.08	1,655,558.08	0 %	
Receivables - Disallowances/Charges	1030501000	0.00	0.00	11,495.99	0.00	24,923.53	36,419.52	36,419.52	0.00	36,419.52	36,419.52	0 %	
Due from Officers and Employees	1030502000	0.00	0.00	0.00	6,000.00	0.00	6,000.00	6,000.00	0.00	6,000.00	6,000.00	0 %	
Advances for Special Disbursing Officer	1990103000	0.00	32,299.90	15,166.49	25,884.11	31,953.86	105,304.36	105,304.36	0.00	105,304.36	105,304.36	0 %	
Advances to Officers and Employees	1990104000	0.00	0.00	22,822.20	3,540.00	8,472.00	34,834.20	34,834.20	0.00	34,834.20	34,834.20	0 %	
Due to NGAs	2020105000	0.00	200,000.00	200,000.00	0.00	600,000.00	1,000,000.00	0.00	1,000,000.00	1,000,000.00	1,000,000.00	0 %	
Trust Liabilities	2040101000	0.00	63,500.00	127,500.00	168,000.00	114,000.00	473,000.00	0.00	473,000.00	473,000.00	473,000.00	0 %	
<b>Region VII - Central Visayas</b>		0.00	8,442.34	29,242.83	22,761.00	6,383.12	66,829.29	66,829.29	0.00	66,829.29	66,829.29	0 %	
Other Receivables	1030599000	0.00	8,442.34	0.00	0.00	0.00	8,442.34	8,442.34	0.00	8,442.34	8,442.34	0 %	
Advances for Special Disbursing Officer	1990103000	0.00	0.00	28,243.83	17,782.00	6,383.12	52,408.95	52,408.95	0.00	52,408.95	52,408.95	0 %	
Advances to Officers and Employees	1990104000	0.00	0.00	994.00	4,979.00	0.00	5,973.00	5,973.00	0.00	5,973.00	5,973.00	0 %	
Taxes, Duties and Licenses	5021501001	0.00	0.00	5.00	0.00	0.00	5.00	5.00	0.00	5.00	5.00	0 %	
<b>Region VIII - Eastern Visayas</b>		0.00	0.00	3,121.67	6,574.43	0.00	9,696.10	9,696.10	0.00	9,696.10	9,696.10	0 %	
Basic Salary - Civilian	5010101001	0.00	0.00	2,939.85	6,392.61	0.00	9,332.46	9,332.46	0.00	9,332.46	9,332.46	0 %	
PERA - Civilian	5010201001	0.00	0.00	181.82	181.82	0.00	363.64	363.64	0.00	363.64	363.64	0 %	
<b>Region IX - Zamboanga Peninsula</b>		0.00	0.00	2,758.00	18,807.95	16,400.00	37,965.95	37,965.95	0.00	37,965.95	37,965.95	0 %	
Receivables - Disallowances/Charges	1030501000	0.00	0.00	0.00	15,800.00	16,400.00	32,200.00	32,200.00	0.00	32,200.00	32,200.00	0 %	
Other Receivables	1030599000	0.00	0.00	0.00	3,007.95	0.00	3,007.95	3,007.95	0.00	3,007.95	3,007.95	0 %	
Advances for Special Disbursing Officer	1990103000	0.00	0.00	2,758.00	0.00	0.00	2,758.00	2,758.00	0.00	2,758.00	2,758.00	0 %	
<b>Region X - Northern Mindanao</b>		0.00	29,500.39	12,201.60	191,256.27	25,867.30	258,825.56	258,825.56	0.00	258,825.56	258,825.56	0 %	
Petty Cash	1010102000	0.00	0.00	0.00	0.00	11,500.00	11,500.00	11,500.00	0.00	11,500.00	11,500.00	0 %	
Receivables - Disallowances/Charges	1030501000	0.00	27,700.39	10,745.20	9,490.40	7,117.80	55,053.79	55,053.79	0.00	55,053.79	55,053.79	0 %	
Other Receivables	1030599000	0.00	0.00	0.00	128,549.87	0.00	128,549.87	128,549.87	0.00	128,549.87	128,549.87	0 %	
Advances for Special Disbursing Officer	1990103000	0.00	0.00	656.40	53,085.00	0.00	53,741.40	53,741.40	0.00	53,741.40	53,741.40	0 %	
Advances to Officers and Employees	1990104000	0.00	1,800.00	800.00	131.00	7,249.50	9,980.50	9,980.50	0.00	9,980.50	9,980.50	0 %	
<b>Region XI - Davao</b>		0.00	66,101.00	89,832.73	48,707.52	20,256.20	224,897.45	213,561.25	0.00	213,561.25	224,897.45	0 %	
Receivables - Disallowances/Charges	1030501000	0.00	48,500.00	76,472.73	30,400.00	5,000.00	160,372.73	160,372.73	0.00	160,372.73	160,372.73	0 %	
Due from Officers and Employees	1030502000	0.00	0.00	0.00	5,400.00	0.00	5,400.00	5,400.00	0.00	5,400.00	5,400.00	0 %	
Advances for Special Disbursing Officer	1990103000	0.00	14,141.00	9,900.00	8,767.52	12,796.20	45,604.72	34,308.52	0.00	34,308.52	45,604.72	0 %	
Due to NGAs	2020105000	0.00	3,460.00	3,460.00	4,140.00	2,460.00	13,520.00	13,480.00	0.00	13,480.00	13,520.00	0 %	
<b>Region XII - SOCCSKSARGEN</b>		0.00	0.00	0.00	0.00	36,880.30	36,880.30	36,880.30	0.00	36,880.30	36,880.30	0 %	
Advances for Special Disbursing Officer	1990103000	0.00	0.00	0.00	0.00	35,230.30	35,230.30	35,230.30	0.00	35,230.30	35,230.30	0 %	
Advances to Officers and Employees	1990104000	0.00	0.00	0.00	0.00	1,650.00	1,650.00	1,650.00	0.00	1,650.00	1,650.00	0 %	
<b>Region XIII - CARAGA</b>		0.00	258,883.34	780,855.47	56,564.00	541,660.62	1,637,963.43	1,608,813.43	0.00	1,608,813.43	1,637,963.43	0 %	
Petty Cash	1010102000	0.00	0.00	4,962.20	0.00	0.00	4,962.20	4,962.20	0.00	4,962.20	4,962.20	0 %	
Receivables - Disallowances/Charges	1030501000	0.00	251,683.34	775,212.27	53,300.00	511,014.16	1,591,209.77	1,562,059.77	0.00	1,562,059.77	1,591,209.77	0 %	
Advances for Special Disbursing Officer	1990103000	0.00	7,200.00	0.00	0.00	0.00	7,200.00	7,200.00	0.00	7,200.00	7,200.00	0 %	
Advances to Officers and Employees	1990104000	0.00	0.00	681.00	3,264.00	30,646.46	34,591.46	34,591.46	0.00	34,591.46	34,591.46	0 %	

Classification/Sources of Revenue and Other Receipts	UACS CODE	REVENUE TARGET (Annual) per BESF	Actual Revenue and Other Receipts Collections					Cumulative Remittance/Deposits to Date			Variance		Remarks
			1st Quarter Ending March 31	2nd Quarter Ending June 30	3rd Quarter Ending Sept. 30	4th Quarter Ending Dec. 31	Total	Remittance to BTr	Deposited with AGDB	TOTAL	Amount	%	
1	2	3	4	5	6	7	8=[(6+(-)7)-8+9]	9	10	11=(9+10)	12=(8-3)	13=(12/3)	14
<b>Non-Cash Receipts</b>		0.00	686,227.89	458,487.67	420,869.25	393,761.98	1,959,346.79	1,959,346.79	0.00	1,959,346.79	1,959,346.79	0 %	
Collections effected through outright deductions from claims		0.00	686,227.89	458,487.67	420,869.25	393,761.98	1,959,346.79	1,959,346.79	0.00	1,959,346.79	1,959,346.79	0 %	
<b>National Capital Region (NCR)</b>		0.00	353,087.81	401,535.47	313,094.25	302,663.26	1,370,380.79	1,370,380.79	0.00	1,370,380.79	1,370,380.79	0 %	
Receivables - Disallowances/Charges	1030501000	0.00	353,087.81	401,535.47	313,094.25	302,663.26	1,370,380.79	1,370,380.79	0.00	1,370,380.79	1,370,380.79	0 %	
<b>Region IVB - MIMAROPA</b>		0.00	323,640.08	362.09	0.00	0.00	324,002.17	324,002.17	0.00	324,002.17	324,002.17	0 %	
Due from Officers and Employees	1030502000	0.00	323,640.08	362.09	0.00	0.00	324,002.17	324,002.17	0.00	324,002.17	324,002.17	0 %	
<b>Region V - Bicol</b>		0.00	0.00	0.00	43,275.00	0.00	43,275.00	43,275.00	0.00	43,275.00	43,275.00	0 %	
Receivables - Disallowances/Charges	1030501000	0.00	0.00	0.00	43,275.00	0.00	43,275.00	43,275.00	0.00	43,275.00	43,275.00	0 %	
<b>Region VII - Central Visayas</b>		0.00	8,000.00	43,090.11	60,000.00	41,451.68	152,541.79	152,541.79	0.00	152,541.79	152,541.79	0 %	
Receivables - Disallowances/Charges	1030501000	0.00	8,000.00	40,757.08	60,000.00	41,451.68	150,208.76	150,208.76	0.00	150,208.76	150,208.76	0 %	
Due from Officers and Employees	1030502000	0.00	0.00	2,333.03	0.00	0.00	2,333.03	2,333.03	0.00	2,333.03	2,333.03	0 %	
<b>Region XI - Davao</b>		0.00	1,500.00	13,500.00	4,500.00	49,647.04	69,147.04	69,147.04	0.00	69,147.04	69,147.04	0 %	
Due from Officers and Employees	1030502000	0.00	1,500.00	13,500.00	4,500.00	49,647.04	69,147.04	69,147.04	0.00	69,147.04	69,147.04	0 %	
<b>GRAND TOTAL</b>		<b>1,127,678,603.00</b>	<b>223,290,698.69</b>	<b>815,412,212.64</b>	<b>953,926,006.60</b>	<b>421,844,852.25</b>	<b>2,414,473,770.18</b>	<b>2,410,112,001.24</b>	<b>1,875,550.00</b>	<b>2,411,987,551.24</b>	<b>1,286,795,167.18</b>	<b>114 %</b>	

This report was generated using the Unified Reporting System on 23/01/2023.

Certified Correct:

Approved By:

  
GLORIA D. MENDOZA

OIC, Financial & Management Division  
Concurrent Chief Accountant

  
ATTY. WILFREDO G. MONCANO  
Director



QUARTERLY REPORT OF REVENUE AND OTHER RECEIPTS  
As at the Quarter Ending December 31, 2022




Department : Department of Environment and Natural Resources (DENR)  
 Agency : Mines and Geosciences Bureau  
 Region : ALL  
 Operating Unit : ALL  
 Organization Code (UACS) : ALL  
 Fund Cluster : 03 - Special Account - Locally Funded/Domestic Grants Fund

Classification/Sources of Revenue and Other Receipts	UACS CODE	REVENUE TARGET (Annual) per BESF	Actual Revenue and Other Receipts Collections					Cumulative Remittance/Deposits to Date			Variance		Remarks
			1st Quarter Ending March 31	2nd Quarter Ending June 30	3rd Quarter Ending Sept. 30	4th Quarter Ending Dec. 31	Total	Remittance to BTr	Deposited with AGDB	TOTAL	Amount	%	
1	2	3	4	5	6	7	8=[(6+(-)7)-8+9]	9	10	11=(9+10)	12=(8-3)	13=(12/3)	14
Special Account - Locally Funded/Domestic Grants Fund		115,742,155.00	18,733,370.25	84,970,261.51	101,967,151.69	42,874,185.22	248,544,968.67	248,544,968.67	0.00	248,544,968.67	132,802,813.67	115 %	
Revenue Collections		115,742,155.00	18,720,162.54	84,960,061.57	101,109,586.23	42,764,285.73	247,554,096.07	247,554,096.07	0.00	247,554,096.07	131,811,941.07	114 %	
Cash Revenue		115,742,155.00	18,720,162.54	84,960,061.57	101,109,586.23	42,764,285.73	247,554,096.07	247,554,096.07	0.00	247,554,096.07	131,811,941.07	114 %	
Non-Tax		115,742,155.00	18,720,162.54	84,960,061.57	101,109,586.23	42,764,285.73	247,554,096.07	247,554,096.07	0.00	247,554,096.07	131,811,941.07	114 %	
Share from National Wealth	4040101000	115,742,155.00	18,713,989.92	84,960,061.57	101,109,586.23	42,764,285.73	247,547,923.45	247,547,923.45	0.00	247,547,923.45	131,805,768.45	114 %	
Sale of Unserviceable Property	4060102000	0.00	1,400.00	0.00	0.00	0.00	1,400.00	1,400.00	0.00	1,400.00	1,400.00	0 %	
Miscellaneous Income	4060999000	0.00	4,772.62	0.00	0.00	0.00	4,772.62	4,772.62	0.00	4,772.62	4,772.62	0 %	
Non-Revenue Collections/Other Receipts		0.00	13,207.71	10,199.94	857,565.46	109,899.49	990,872.60	990,872.60	0.00	990,872.60	990,872.60	0 %	
Cash Receipts		0.00	13,207.71	10,199.94	857,565.46	109,899.49	990,872.60	990,872.60	0.00	990,872.60	990,872.60	0 %	
Others		0.00	13,207.71	10,199.94	857,565.46	109,899.49	990,872.60	990,872.60	0.00	990,872.60	990,872.60	0 %	
Accounts Receivable	1030101000	0.00	0.00	0.00	838,535.72	0.00	838,535.72	838,535.72	0.00	838,535.72	838,535.72	0 %	
Due from Officers and Employees	1030502000	0.00	563.50	0.00	0.00	0.00	563.50	563.50	0.00	563.50	563.50	0 %	
Advances for Special Disbursing Officer	1990103000	0.00	2,195.00	9,199.94	11,133.24	55,305.99	77,834.17	77,834.17	0.00	77,834.17	77,834.17	0 %	
Advances to Officers and Employees	1990104000	0.00	0.00	1,000.00	750.00	54,593.50	56,343.50	56,343.50	0.00	56,343.50	56,343.50	0 %	
Government Equity	3010101000	0.00	10,449.21	0.00	0.00	0.00	10,449.21	10,449.21	0.00	10,449.21	10,449.21	0 %	
Other Professional Services	5021199000	0.00	0.00	0.00	7,146.50	0.00	7,146.50	7,146.50	0.00	7,146.50	7,146.50	0 %	
<b>GRAND TOTAL</b>		<b>115,742,155.00</b>	<b>18,733,370.25</b>	<b>84,970,261.51</b>	<b>101,967,151.69</b>	<b>42,874,185.22</b>	<b>248,544,968.67</b>	<b>248,544,968.67</b>	<b>0.00</b>	<b>248,544,968.67</b>	<b>132,802,813.67</b>	<b>115 %</b>	

This report was generated using the Unified Reporting System on 23/01/2023.

Certified Correct:

Approved By:


  
GLORIA D. MENDOZA

OIC, Financial & Management Division  
Concurrent Chief Accountant

  
ATTY. WILFREDO G. MONCANO

Director

**QUARTERLY REPORT OF REVENUE AND OTHER RECEIPTS**  
As at the Quarter Ending December 31, 2022



Department : Department of Environment and Natural Resources (DENR)  
 Agency : Mines and Geosciences Bureau  
 Region : ALL  
 Operating Unit : ALL  
 Organization Code (UACS) : ALL  
 Fund Cluster : 03 - Special Account - Locally Funded/Domestic Grants Fund


Classification/Sources of Revenue and Other Receipts	UACS CODE	REVENUE TARGET (Annual) per BESF	Actual Revenue and Other Receipts Collections					Cumulative Remittance/Deposits to Date			Variance		Remarks
			1st Quarter Ending March 31	2nd Quarter Ending June 30	3rd Quarter Ending Sept. 30	4th Quarter Ending Dec. 31	Total	Remittance to BTr	Deposited with AGDB	TOTAL	Amount	%	
1	2	3	4	5	6	7	8=[(6+(-)7)-8+9]	9	10	11=(9+10)	12=(8-3)	13=(12/3)	14
<b>Special Account - Locally Funded/Domestic Grants Fund</b>		<b>115,742,155.00</b>	<b>18,733,370.25</b>	<b>84,970,261.51</b>	<b>101,967,151.69</b>	<b>42,874,185.22</b>	<b>248,544,968.67</b>	<b>248,544,968.67</b>	<b>0.00</b>	<b>248,544,968.67</b>	<b>132,802,813.67</b>	<b>115 %</b>	
<b>Revenue Collections</b>		<b>115,742,155.00</b>	<b>18,720,162.54</b>	<b>84,960,061.57</b>	<b>101,109,586.23</b>	<b>42,764,285.73</b>	<b>247,554,096.07</b>	<b>247,554,096.07</b>	<b>0.00</b>	<b>247,554,096.07</b>	<b>131,811,941.07</b>	<b>114 %</b>	
<b>Cash Revenue</b>		<b>115,742,155.00</b>	<b>18,720,162.54</b>	<b>84,960,061.57</b>	<b>101,109,586.23</b>	<b>42,764,285.73</b>	<b>247,554,096.07</b>	<b>247,554,096.07</b>	<b>0.00</b>	<b>247,554,096.07</b>	<b>131,811,941.07</b>	<b>114 %</b>	
<b>Non-Tax</b>		<b>115,742,155.00</b>	<b>18,720,162.54</b>	<b>84,960,061.57</b>	<b>101,109,586.23</b>	<b>42,764,285.73</b>	<b>247,554,096.07</b>	<b>247,554,096.07</b>	<b>0.00</b>	<b>247,554,096.07</b>	<b>131,811,941.07</b>	<b>114 %</b>	
<b>National Capital Region (NCR)</b>		<b>742,155.00</b>	<b>49,990.00</b>	<b>90,495.00</b>	<b>0.00</b>	<b>0.00</b>	<b>140,485.00</b>	<b>140,485.00</b>	<b>0.00</b>	<b>140,485.00</b>	<b>(601,670.00)</b>	<b>-81 %</b>	
Share from National Wealth	4040101000	742,155.00	49,990.00	90,495.00	0.00	0.00	140,485.00	140,485.00	0.00	140,485.00	(601,670.00)	-81 %	
<b>Region III - Central Luzon</b>		<b>10,000,000.00</b>	<b>5,359,583.38</b>	<b>4,648,104.56</b>	<b>60,410.02</b>	<b>4,633,339.11</b>	<b>14,701,437.07</b>	<b>14,701,437.07</b>	<b>0.00</b>	<b>14,701,437.07</b>	<b>4,701,437.07</b>	<b>47 %</b>	
Share from National Wealth	4040101000	10,000,000.00	5,359,583.38	4,648,104.56	60,410.02	4,633,339.11	14,701,437.07	14,701,437.07	0.00	14,701,437.07	4,701,437.07	47 %	
<b>Region IVA - CALABARZON</b>		<b>0.00</b>	<b>0.00</b>	<b>7,500,000.00</b>	<b>0.00</b>	<b>13,727,714.50</b>	<b>21,227,714.50</b>	<b>21,227,714.50</b>	<b>0.00</b>	<b>21,227,714.50</b>	<b>21,227,714.50</b>	<b>0 %</b>	
Share from National Wealth	4040101000	0.00	0.00	7,500,000.00	0.00	13,727,714.50	21,227,714.50	21,227,714.50	0.00	21,227,714.50	21,227,714.50	0 %	
<b>Region XI - Davao</b>		<b>0.00</b>	<b>6,172.62</b>	<b>0.00</b>	<b>0.00</b>	<b>0.00</b>	<b>6,172.62</b>	<b>6,172.62</b>	<b>0.00</b>	<b>6,172.62</b>	<b>6,172.62</b>	<b>0 %</b>	
Sale of Unserviceable Property	4060102000	0.00	1,400.00	0.00	0.00	0.00	1,400.00	1,400.00	0.00	1,400.00	1,400.00	0 %	
Miscellaneous Income	4060999000	0.00	4,772.62	0.00	0.00	0.00	4,772.62	4,772.62	0.00	4,772.62	4,772.62	0 %	
<b>Region XIII - CARAGA</b>		<b>105,000,000.00</b>	<b>13,304,416.54</b>	<b>72,721,462.01</b>	<b>101,049,176.21</b>	<b>24,403,232.12</b>	<b>211,478,286.88</b>	<b>211,478,286.88</b>	<b>0.00</b>	<b>211,478,286.88</b>	<b>106,478,286.88</b>	<b>101 %</b>	
Share from National Wealth	4040101000	105,000,000.00	13,304,416.54	72,721,462.01	101,049,176.21	24,403,232.12	211,478,286.88	211,478,286.88	0.00	211,478,286.88	106,478,286.88	101 %	
<b>Non-Revenue Collections/Other Receipts</b>		<b>0.00</b>	<b>13,207.71</b>	<b>10,199.94</b>	<b>857,565.46</b>	<b>109,899.49</b>	<b>990,872.60</b>	<b>990,872.60</b>	<b>0.00</b>	<b>990,872.60</b>	<b>990,872.60</b>	<b>0 %</b>	
<b>Cash Receipts</b>		<b>0.00</b>	<b>13,207.71</b>	<b>10,199.94</b>	<b>857,565.46</b>	<b>109,899.49</b>	<b>990,872.60</b>	<b>990,872.60</b>	<b>0.00</b>	<b>990,872.60</b>	<b>990,872.60</b>	<b>0 %</b>	
<b>Others</b>		<b>0.00</b>	<b>13,207.71</b>	<b>10,199.94</b>	<b>857,565.46</b>	<b>109,899.49</b>	<b>990,872.60</b>	<b>990,872.60</b>	<b>0.00</b>	<b>990,872.60</b>	<b>990,872.60</b>	<b>0 %</b>	
<b>National Capital Region (NCR)</b>		<b>0.00</b>	<b>2,000.00</b>	<b>5,210.44</b>	<b>16,486.70</b>	<b>22,885.34</b>	<b>46,582.48</b>	<b>46,582.48</b>	<b>0.00</b>	<b>46,582.48</b>	<b>46,582.48</b>	<b>0 %</b>	
Advances for Special Disbursing Officer	1990103000	0.00	2,000.00	5,210.44	9,340.20	22,823.34	39,373.98	39,373.98	0.00	39,373.98	39,373.98	0 %	
Advances to Officers and Employees	1990104000	0.00	0.00	0.00	0.00	62.00	62.00	62.00	0.00	62.00	62.00	0 %	
Other Professional Services	5021199000	0.00	0.00	0.00	7,146.50	0.00	7,146.50	7,146.50	0.00	7,146.50	7,146.50	0 %	
<b>Region I - Ilocos</b>		<b>0.00</b>	<b>10,449.21</b>	<b>0.00</b>	<b>0.00</b>	<b>4,822.00</b>	<b>15,271.21</b>	<b>15,271.21</b>	<b>0.00</b>	<b>15,271.21</b>	<b>15,271.21</b>	<b>0 %</b>	
Advances for Special Disbursing Officer	1990103000	0.00	0.00	0.00	0.00	4,822.00	4,822.00	4,822.00	0.00	4,822.00	4,822.00	0 %	
Government Equity	3010101000	0.00	10,449.21	0.00	0.00	0.00	10,449.21	10,449.21	0.00	10,449.21	10,449.21	0 %	

Classification/Sources of Revenue and Other Receipts	UACS CODE	REVENUE TARGET (Annual) per BESF	Actual Revenue and Other Receipts Collections					Cumulative Remittance/Deposits to Date			Variance		Remarks
			1st Quarter Ending March 31	2nd Quarter Ending June 30	3rd Quarter Ending Sept. 30	4th Quarter Ending Dec. 31	Total	Remittance to BTr	Deposited with AGDB	TOTAL	Amount	%	
1	2	3	4	5	6	7	8=[(6+(-7))-8+9]	9	10	11=(9+10)	12=(8-3)	13=(12/3)	14
<b>Cordillera Administrative Region (CAR)</b>		0.00	0.00	1,000.00	0.00	0.00	1,000.00	1,000.00	0.00	1,000.00	1,000.00	0 %	
Advances for Special Disbursing Officer	1990103000	0.00	0.00	1,000.00	0.00	0.00	1,000.00	1,000.00	0.00	1,000.00	1,000.00	0 %	
<b>Region II - Cagayan Valley</b>		0.00	563.50	2,554.50	0.00	0.00	3,118.00	3,118.00	0.00	3,118.00	3,118.00	0 %	
Due from Officers and Employees	1030502000	0.00	563.50	0.00	0.00	0.00	563.50	563.50	0.00	563.50	563.50	0 %	
Advances for Special Disbursing Officer	1990103000	0.00	0.00	2,554.50	0.00	0.00	2,554.50	2,554.50	0.00	2,554.50	2,554.50	0 %	
<b>Region IVA - CALABARZON</b>		0.00	195.00	435.00	1,543.04	12,042.45	14,215.49	14,215.49	0.00	14,215.49	14,215.49	0 %	
Advances for Special Disbursing Officer	1990103000	0.00	195.00	435.00	1,543.04	12,042.45	14,215.49	14,215.49	0.00	14,215.49	14,215.49	0 %	
<b>Region IVB - MIMAROPA</b>		0.00	0.00	0.00	0.00	52,231.50	52,231.50	52,231.50	0.00	52,231.50	52,231.50	0 %	
Advances for Special Disbursing Officer	1990103000	0.00	0.00	0.00	0.00	14,100.00	14,100.00	14,100.00	0.00	14,100.00	14,100.00	0 %	
Advances to Officers and Employees	1990104000	0.00	0.00	0.00	0.00	38,131.50	38,131.50	38,131.50	0.00	38,131.50	38,131.50	0 %	
<b>Region V - Bicol</b>		0.00	0.00	0.00	750.00	1,518.20	2,268.20	2,268.20	0.00	2,268.20	2,268.20	0 %	
Advances for Special Disbursing Officer	1990103000	0.00	0.00	0.00	0.00	1,518.20	1,518.20	1,518.20	0.00	1,518.20	1,518.20	0 %	
Advances to Officers and Employees	1990104000	0.00	0.00	0.00	750.00	0.00	750.00	750.00	0.00	750.00	750.00	0 %	
<b>Region VI - Western Visayas</b>		0.00	0.00	1,000.00	0.00	16,400.00	17,400.00	17,400.00	0.00	17,400.00	17,400.00	0 %	
Advances to Officers and Employees	1990104000	0.00	0.00	1,000.00	0.00	16,400.00	17,400.00	17,400.00	0.00	17,400.00	17,400.00	0 %	
<b>Region VIII - Eastern Visayas</b>		0.00	0.00	0.00	838,535.72	0.00	838,535.72	838,535.72	0.00	838,535.72	838,535.72	0 %	
Accounts Receivable	1030101000	0.00	0.00	0.00	838,535.72	0.00	838,535.72	838,535.72	0.00	838,535.72	838,535.72	0 %	
<b>Region XI - Davao</b>		0.00	0.00	0.00	250.00	0.00	250.00	250.00	0.00	250.00	250.00	0 %	
Advances for Special Disbursing Officer	1990103000	0.00	0.00	0.00	250.00	0.00	250.00	250.00	0.00	250.00	250.00	0 %	
<b>GRAND TOTAL</b>		<b>115,742,155.00</b>	<b>18,733,370.25</b>	<b>84,970,261.51</b>	<b>101,967,151.69</b>	<b>42,874,185.22</b>	<b>248,544,968.67</b>	<b>248,544,968.67</b>	<b>0.00</b>	<b>248,544,968.67</b>	<b>132,802,813.67</b>	<b>115 %</b>	

This report was generated using the Unified Reporting System on 23/01/2023.

Certified Correct:

Approved By:

  
GLORIA D. MENDOZA

OIC, Financial & Management Division  
Concurrent Chief Accountant

  
ATTY. WILFREDO G. MONCANO

Director

QUARTERLY REPORT OF REVENUE AND OTHER RECEIPTS  
As at the Quarter Ending December 31, 2022



Department : Department of Environment and Natural Resources (DENR)  
 Agency : Mines and Geosciences Bureau  
 Region : ALL  
 Operating Unit : ALL  
 Organization Code (UACS) : ALL  
 Fund Cluster : 07 - Trust Receipts

Classification/Sources of Revenue and Other Receipts	UACS CODE	REVENUE TARGET (Annual) per BESF	Actual Revenue and Other Receipts Collections					Cumulative Remittance/Deposits to Date			Variance		Remarks
			1st Quarter Ending March 31	2nd Quarter Ending June 30	3rd Quarter Ending Sept. 30	4th Quarter Ending Dec. 31	Total	Remittance to BTr	Deposited with AGDB	TOTAL	Amount	%	
1	2	3	4	5	6	7	8=[(6+(-)7)-8+9]	9	10	11=(9+10)	12=(8-3)	13=(12/3)	14
Trust Receipts		0.00	146,235.93	63,548.05	9,358,384.56	2,793,053.59	12,361,222.13	9,659,028.55	2,702,193.58	12,361,222.13	12,361,222.13	0 %	
Inter-Agency Transferred Funds (IATF) Deposited with the National Treasury		0.00	0.00	0.00	9,222,578.83	0.00	9,222,578.83	9,222,578.83	0.00	9,222,578.83	9,222,578.83	0 %	
Due to NGAs	2020105000	0.00	0.00	0.00	9,222,578.83	0.00	9,222,578.83	9,222,578.83	0.00	9,222,578.83	9,222,578.83	0 %	
Other Trust Receipts Deposited with the National Treasury		0.00	146,235.93	63,548.05	135,805.73	90,860.01	436,449.72	436,449.72	0.00	436,449.72	436,449.72	0 %	
PD 1856	2020105000	0.00	1,340.00	740.00	620.00	540.00	3,240.00	3,240.00	0.00	3,240.00	3,240.00	0 %	
Performance Bond	2040104002	0.00	144,895.93	11,040.00	127,991.75	8,330.00	292,257.68	292,257.68	0.00	292,257.68	292,257.68	0 %	
Other Professional Services	5021199000	0.00	0.00	3,772.20	0.00	0.00	3,772.20	3,772.20	0.00	3,772.20	3,772.20	0 %	
Petty Cash	1010102000	0.00	0.00	0.00	0.00	27,785.01	27,785.01	27,785.01	0.00	27,785.01	27,785.01	0 %	
Advances to Officers and Employees	1990104000	0.00	0.00	0.00	0.00	21,848.00	21,848.00	21,848.00	0.00	21,848.00	21,848.00	0 %	
Advances for Special Disbursing Officer	1990103000	0.00	0.00	47,995.85	7,193.98	32,357.00	87,546.83	87,546.83	0.00	87,546.83	87,546.83	0 %	
Trust Receipts Deposited with Authorized Government Depository Banks (AGDB)		0.00	0.00	0.00	0.00	2,702,193.58	2,702,193.58	0.00	2,702,193.58	2,702,193.58	2,702,193.58	0 %	
Due to NGAs	2020105000	0.00	0.00	0.00	0.00	2,702,193.58	2,702,193.58	0.00	2,702,193.58	2,702,193.58	2,702,193.58	0 %	
<b>GRAND TOTAL</b>		<b>0.00</b>	<b>146,235.93</b>	<b>63,548.05</b>	<b>9,358,384.56</b>	<b>2,793,053.59</b>	<b>12,361,222.13</b>	<b>9,659,028.55</b>	<b>2,702,193.58</b>	<b>12,361,222.13</b>	<b>12,361,222.13</b>	<b>0 %</b>	

This report was generated using the Unified Reporting System on 19/01/2023

Certified Correct:

GLORIA D. MENDOZA  
 OIC, Financial & Management Division  
 Concurrent Chief Accountant

Approved By:

ATTY. WILFREDO G. MONCANO  
 Director

QUARTERLY REPORT OF REVENUE AND OTHER RECEIPTS  
As at the Quarter Ending December 31, 2022




Department : Department of Environment and Natural Resources (DENR)  
 Agency : Mines and Geosciences Bureau  
 Region : ALL  
 Operating Unit : ALL  
 Organization Code (UACS) : ALL  
 Fund Cluster : 07 - Trust Receipts


Classification/Sources of Revenue and Other Receipts	UACS CODE	REVENUE TARGET (Annual) per BESF	Actual Revenue and Other Receipts Collections					Cumulative Remittance/Deposits to Date			Variance		Remarks
			1st Quarter Ending March 31	2nd Quarter Ending June 30	3rd Quarter Ending Sept. 30	4th Quarter Ending Dec. 31	Total	Remittance to BTr	Deposited with AGDB	TOTAL	Amount	%	
1	2	3	4	5	6	7	8=[(6+(-)7)-8+9]	9	10	11=(9+10)	12=(8-3)	13=(12/3)	14
Trust Receipts		0.00	146,235.93	63,548.05	9,358,384.56	2,793,053.59	12,361,222.13	9,659,028.55	2,702,193.58	12,361,222.13	12,361,222.13	0 %	
Inter-Agency Transferred Funds (IATF) Deposited with the National Treasury		0.00	0.00	0.00	9,222,578.83	0.00	9,222,578.83	9,222,578.83	0.00	9,222,578.83	9,222,578.83	0 %	
National Capital Region (NCR)		0.00	0.00	0.00	9,222,578.83	0.00	9,222,578.83	9,222,578.83	0.00	9,222,578.83	9,222,578.83	0 %	
Due to NGAs	2020105000	0.00	0.00	0.00	9,222,578.83	0.00	9,222,578.83	9,222,578.83	0.00	9,222,578.83	9,222,578.83	0 %	
Other Trust Receipts Deposited with the National Treasury		0.00	146,235.93	63,548.05	135,805.73	90,860.01	436,449.72	436,449.72	0.00	436,449.72	436,449.72	0 %	
National Capital Region (NCR)		0.00	145,035.93	62,808.05	135,265.73	90,400.01	433,509.72	433,509.72	0.00	433,509.72	433,509.72	0 %	
Performance Bond	2040104002	0.00	144,895.93	11,040.00	127,991.75	8,330.00	292,257.68	292,257.68	0.00	292,257.68	292,257.68	0 %	
PD 1856	2020105000	0.00	140.00	0.00	80.00	80.00	300.00	300.00	0.00	300.00	300.00	0 %	
Other Professional Services	5021199000	0.00	0.00	3,772.20	0.00	0.00	3,772.20	3,772.20	0.00	3,772.20	3,772.20	0 %	
Petty Cash	1010102000	0.00	0.00	0.00	0.00	27,785.01	27,785.01	27,785.01	0.00	27,785.01	27,785.01	0 %	
Advances to Officers and Employees	1990104000	0.00	0.00	0.00	0.00	21,848.00	21,848.00	21,848.00	0.00	21,848.00	21,848.00	0 %	
Advances for Special Disbursing Officer	1990103000	0.00	0.00	47,995.85	7,193.98	32,357.00	87,546.83	87,546.83	0.00	87,546.83	87,546.83	0 %	
Region IVA - CALABARZON		0.00	340.00	200.00	340.00	280.00	1,160.00	1,160.00	0.00	1,160.00	1,160.00	0 %	
PD 1856	2020105000	0.00	340.00	200.00	340.00	280.00	1,160.00	1,160.00	0.00	1,160.00	1,160.00	0 %	
Region VI - Western Visayas		0.00	860.00	540.00	200.00	180.00	1,780.00	1,780.00	0.00	1,780.00	1,780.00	0 %	
Due to NGAs (PD 1856)	2020105000	0.00	860.00	540.00	200.00	180.00	1,780.00	1,780.00	0.00	1,780.00	1,780.00	0 %	
Trust Receipts Deposited with Authorized Government Depository Banks (AGDB)		0.00	0.00	0.00	0.00	2,702,193.58	2,702,193.58	0.00	2,702,193.58	2,702,193.58	2,702,193.58	0 %	
Cordillera Administrative Region (CAR)		0.00	0.00	0.00	0.00	2,702,193.58	2,702,193.58	0.00	2,702,193.58	2,702,193.58	2,702,193.58	0 %	
Due to NGAs	2020105000	0.00	0.00	0.00	0.00	2,702,193.58	2,702,193.58	0.00	2,702,193.58	2,702,193.58	2,702,193.58	0 %	
<b>GRAND TOTAL</b>		<b>0.00</b>	<b>146,235.93</b>	<b>63,548.05</b>	<b>9,358,384.56</b>	<b>2,793,053.59</b>	<b>12,361,222.13</b>	<b>9,659,028.55</b>	<b>2,702,193.58</b>	<b>12,361,222.13</b>	<b>12,361,222.13</b>	<b>0 %</b>	

This report was generated using the Unified Reporting System on 19/01/2023

Certified Correct:

  
 \_\_\_\_\_  
 GLORIA D. MENDOZA  
 OIC, Financial & Management Division  
 Concurrent Chief Accountant

Approved By:

  
 \_\_\_\_\_  
 ATTY. WILFREDO G. MONCANO  
 Director