

QUARTERLY REPORT OF REVENUE AND OTHER RECEIPTS  
As at the Quarter Ending March 31, 2024



Department : Department of Environment and Natural Resources (DENR)  
 Agency/Entity : Mines and Geosciences Bureau  
 Region : ALL  
 Operating Unit : ALL  
 Fund Cluster : 01 - Regular Agency Fund

Classification/Sources of Revenue and Other Receipts	UACS Code	REVENUE TARGET (Annual) per BESF	Actual Revenue and Other Receipts Collections					Cumulative Remittance/Deposits to Date			Variance		Remarks
			1st Quarter	2nd Quarter	3rd Quarter	4th Quarter	Total	Remittance to BTr	Deposited with AGDB	Total	Amount	%	
1	2	3	4	5	6	7	8=(4+5+6+7)	9	10	11=(9+10)	12=(8-3)	13=(12/3)	14
Regular Agency Fund		1,773,286,552.00	102,837,337.84	0.00	0.00	0.00	102,837,337.84	102,357,707.84	370,000.00	102,727,707.84	(1,670,449,214.16)	-94 %	
Revenue Collections		1,773,286,552.00	102,318,007.84	0.00	0.00	0.00	102,318,007.84	102,014,357.84	195,500.00	102,209,857.84	(1,670,968,544.16)	-94 %	
Cash Revenue		1,773,286,552.00	102,318,007.84	0.00	0.00	0.00	102,318,007.84	102,014,357.84	195,500.00	102,209,857.84	(1,670,968,544.16)	-94 %	
Non-Tax		1,773,286,552.00	102,318,007.84	0.00	0.00	0.00	102,318,007.84	102,014,357.84	195,500.00	102,209,857.84	(1,670,968,544.16)	-94 %	
Other Permit Fees	4020101099	53,131,000.00	16,149,635.54	0.00	0.00	0.00	16,149,635.54	16,123,635.54	0.00	16,123,635.54	(36,981,364.46)	-70 %	
Supervision and Regulation Enforcement Fees	4020107000	43,608,993.00	11,858,074.30	0.00	0.00	0.00	11,858,074.30	11,776,074.30	0.00	11,776,074.30	(31,750,918.70)	-73 %	
Other Service Income	4020199099	4,109,000.00	725,955.00	0.00	0.00	0.00	725,955.00	725,855.00	0.00	725,855.00	(3,383,045.00)	-82 %	
Rent/Lease Income	4020205000	0.00	1,500.00	0.00	0.00	0.00	1,500.00	1,500.00	0.00	1,500.00	1,500.00	0 %	
Share from National Wealth	4040101000	1,672,437,559.00	73,201,481.42	0.00	0.00	0.00	73,201,481.42	73,201,481.42	0.00	73,201,481.42	(1,599,236,077.58)	-96 %	
Sale of Unserviceable Property	4060102000	0.00	8,280.00	0.00	0.00	0.00	8,280.00	8,280.00	0.00	8,280.00	8,280.00	0 %	
Miscellaneous Income	4060999000	0.00	373,081.58	0.00	0.00	0.00	373,081.58	177,531.58	195,500.00	373,031.58	373,081.58	0 %	
Non-Revenue Collections/Other Receipts		0.00	519,330.00	0.00	0.00	0.00	519,330.00	343,350.00	174,500.00	517,850.00	519,330.00	0 %	
Cash Receipts		0.00	519,330.00	0.00	0.00	0.00	519,330.00	343,350.00	174,500.00	517,850.00	519,330.00	0 %	
Others		0.00	519,330.00	0.00	0.00	0.00	519,330.00	343,350.00	174,500.00	517,850.00	519,330.00	0 %	
Receivables - Disallowances/Charges	1030501000	0.00	133,803.18	0.00	0.00	0.00	133,803.18	133,803.18	0.00	133,803.18	133,803.18	0 %	
Due from Officers and Employees	1030502000	0.00	7,271.86	0.00	0.00	0.00	7,271.86	7,271.86	0.00	7,271.86	7,271.86	0 %	
Other Receivables	1030599000	0.00	3,600.00	0.00	0.00	0.00	3,600.00	3,600.00	0.00	3,600.00	3,600.00	0 %	
Advances for Payroll	1990102000	0.00	87,381.98	0.00	0.00	0.00	87,381.98	87,381.98	0.00	87,381.98	87,381.98	0 %	
Advances for Special Disbursing Officer	1990103000	0.00	58,756.59	0.00	0.00	0.00	58,756.59	58,756.59	0.00	58,756.59	58,756.59	0 %	
Advances to Officers and Employees	1990104000	0.00	50,803.89	0.00	0.00	0.00	50,803.89	49,363.89	0.00	49,363.89	50,803.89	0 %	
Other Prepayments	1990299000	0.00	832.50	0.00	0.00	0.00	832.50	832.50	0.00	832.50	832.50	0 %	
Due to NGAs	2020105000	0.00	2,380.00	0.00	0.00	0.00	2,380.00	2,340.00	0.00	2,340.00	2,380.00	0 %	
Trust Liabilities	2040101000	0.00	174,500.00	0.00	0.00	0.00	174,500.00	0.00	174,500.00	174,500.00	174,500.00	0 %	
<b>GRAND TOTAL</b>		<b>1,773,286,552.00</b>	<b>102,837,337.84</b>	<b>0.00</b>	<b>0.00</b>	<b>0.00</b>	<b>102,837,337.84</b>	<b>102,357,707.84</b>	<b>370,000.00</b>	<b>102,727,707.84</b>	<b>(1,670,449,214.16)</b>	<b>-94 %</b>	

This report was generated using the Unified Reporting System; Status: SUBMITTED

Certified Correct:

SHANYLALE G. DIONISIO  
Chief, Accounting Section

Recommending Approval By:

GLORIA D. MENDOZA  
Chief, Financial & Management Division

Approved By:

ATTY. DANILO U. UYKIENG  
OIC, Director

QUARTERLY REPORT OF REVENUE AND OTHER RECEIPTS  
As at the Quarter Ending March 31, 2024



Department : Department of Environment and Natural Resources (DENR)  
 Agency/Entity : Mines and Geosciences Bureau  
 Region : ALL  
 Operating Unit : ALL  
 Fund Cluster : 01 - Regular Agency Fund

Classification/Sources of Revenue and Other Receipts	UACS Code	REVENUE TARGET (Annual) per BESF	Actual Revenue and Other Receipts Collections					Cumulative Remittance/Deposits to Date			Variance		Remarks
			1st Quarter	2nd Quarter	3rd Quarter	4th Quarter	Total	Remittance to BTr	Deposited with AGDB	Total	Amount	%	
1	2	3	4	5	6	7	8=(4+5+6+7)	9	10	11=(9+10)	12=(8-3)	13=(12/3)	14
<b>Regular Agency Fund</b>		<b>1,773,286,552.00</b>	<b>102,837,337.84</b>	<b>0.00</b>	<b>0.00</b>	<b>0.00</b>	<b>102,837,337.84</b>	<b>102,357,707.84</b>	<b>370,000.00</b>	<b>102,727,707.84</b>	<b>(1,670,449,214.16)</b>	<b>-94 %</b>	
<b>Revenue Collections</b>		<b>1,773,286,552.00</b>	<b>102,318,007.84</b>	<b>0.00</b>	<b>0.00</b>	<b>0.00</b>	<b>102,318,007.84</b>	<b>102,014,357.84</b>	<b>195,500.00</b>	<b>102,209,857.84</b>	<b>(1,670,968,544.16)</b>	<b>-94 %</b>	
<b>Cash Revenue</b>		<b>1,773,286,552.00</b>	<b>102,318,007.84</b>	<b>0.00</b>	<b>0.00</b>	<b>0.00</b>	<b>102,318,007.84</b>	<b>102,014,357.84</b>	<b>195,500.00</b>	<b>102,209,857.84</b>	<b>(1,670,968,544.16)</b>	<b>-94 %</b>	
<b>Non-Tax</b>		<b>1,773,286,552.00</b>	<b>102,318,007.84</b>	<b>0.00</b>	<b>0.00</b>	<b>0.00</b>	<b>102,318,007.84</b>	<b>102,014,357.84</b>	<b>195,500.00</b>	<b>102,209,857.84</b>	<b>(1,670,968,544.16)</b>	<b>-94 %</b>	
<b>National Capital Region (NCR)</b>		<b>17,616,715.00</b>	<b>4,441,210.32</b>	<b>0.00</b>	<b>0.00</b>	<b>0.00</b>	<b>4,441,210.32</b>	<b>4,245,710.32</b>	<b>195,500.00</b>	<b>4,441,210.32</b>	<b>(13,175,504.68)</b>	<b>-75 %</b>	
Other Permit Fees	4020101099	1,358,000.00	907,200.00	0.00	0.00	0.00	907,200.00	907,200.00	0.00	907,200.00	(450,800.00)	-33 %	
Supervision and Regulation Enforcement Fees	4020107000	5,592,000.00	2,836,894.32	0.00	0.00	0.00	2,836,894.32	2,836,894.32	0.00	2,836,894.32	(2,755,105.68)	-49 %	
Other Service Income	4020199099	3,229,156.00	497,350.00	0.00	0.00	0.00	497,350.00	497,350.00	0.00	497,350.00	(2,731,806.00)	-85 %	
Share from National Wealth	4040101000	7,437,559.00	0.00	0.00	0.00	0.00	0.00	0.00	0.00	0.00	(7,437,559.00)	-100 %	
Miscellaneous Income	4060999000	0.00	199,766.00	0.00	0.00	0.00	199,766.00	4,266.00	195,500.00	199,766.00	199,766.00	0 %	
<b>Cordillera Administrative Region (CAR)</b>		<b>3,849,801.00</b>	<b>1,851,840.00</b>	<b>0.00</b>	<b>0.00</b>	<b>0.00</b>	<b>1,851,840.00</b>	<b>1,851,840.00</b>	<b>0.00</b>	<b>1,851,840.00</b>	<b>(1,997,961.00)</b>	<b>-52 %</b>	
Other Permit Fees	4020101099	1,668,720.00	1,248,400.00	0.00	0.00	0.00	1,248,400.00	1,248,400.00	0.00	1,248,400.00	(420,320.00)	-25 %	
Supervision and Regulation Enforcement Fees	4020107000	1,902,104.00	522,340.00	0.00	0.00	0.00	522,340.00	522,340.00	0.00	522,340.00	(1,379,764.00)	-73 %	
Other Service Income	4020199099	278,977.00	63,320.00	0.00	0.00	0.00	63,320.00	63,320.00	0.00	63,320.00	(215,657.00)	-77 %	
Miscellaneous Income	4060999000	0.00	17,780.00	0.00	0.00	0.00	17,780.00	17,780.00	0.00	17,780.00	17,780.00	0 %	
<b>Region I - Ilocos</b>		<b>9,476,480.00</b>	<b>1,107,860.00</b>	<b>0.00</b>	<b>0.00</b>	<b>0.00</b>	<b>1,107,860.00</b>	<b>1,107,860.00</b>	<b>0.00</b>	<b>1,107,860.00</b>	<b>(8,368,620.00)</b>	<b>-88 %</b>	
Other Permit Fees	4020101099	7,089,769.00	637,200.00	0.00	0.00	0.00	637,200.00	637,200.00	0.00	637,200.00	(6,452,569.00)	-91 %	
Supervision and Regulation Enforcement Fees	4020107000	2,383,591.00	469,710.00	0.00	0.00	0.00	469,710.00	469,710.00	0.00	469,710.00	(1,913,881.00)	-80 %	
Other Service Income	4020199099	3,120.00	0.00	0.00	0.00	0.00	0.00	0.00	0.00	0.00	(3,120.00)	-100 %	
Miscellaneous Income	4060999000	0.00	950.00	0.00	0.00	0.00	950.00	950.00	0.00	950.00	950.00	0 %	
<b>Region II - Cagayan Valley</b>		<b>9,500,000.00</b>	<b>6,033,374.00</b>	<b>0.00</b>	<b>0.00</b>	<b>0.00</b>	<b>6,033,374.00</b>	<b>6,033,374.00</b>	<b>0.00</b>	<b>6,033,374.00</b>	<b>(3,466,626.00)</b>	<b>-36 %</b>	
Other Permit Fees	4020101099	8,000,000.00	5,717,742.00	0.00	0.00	0.00	5,717,742.00	5,717,742.00	0.00	5,717,742.00	(2,282,258.00)	-29 %	
Supervision and Regulation Enforcement Fees	4020107000	1,500,000.00	296,200.00	0.00	0.00	0.00	296,200.00	296,200.00	0.00	296,200.00	(1,203,800.00)	-80 %	
Other Service Income	4020199099	0.00	0.00	0.00	0.00	0.00	0.00	0.00	0.00	0.00	0.00	0 %	
Rent/Lease Income	4020205000	0.00	1,500.00	0.00	0.00	0.00	1,500.00	1,500.00	0.00	1,500.00	1,500.00	0 %	
Sale of Unserviceable Property	4060102000	0.00	0.00	0.00	0.00	0.00	0.00	0.00	0.00	0.00	0.00	0 %	
Miscellaneous Income	4060999000	0.00	17,932.00	0.00	0.00	0.00	17,932.00	17,932.00	0.00	17,932.00	17,932.00	0 %	
<b>Region III - Central Luzon</b>		<b>97,682,000.00</b>	<b>16,926,339.94</b>	<b>0.00</b>	<b>0.00</b>	<b>0.00</b>	<b>16,926,339.94</b>	<b>16,916,339.94</b>	<b>0.00</b>	<b>16,916,339.94</b>	<b>(80,755,660.06)</b>	<b>-83 %</b>	
Other Permit Fees	4020101099	6,600,000.00	186,875.00	0.00	0.00	0.00	186,875.00	184,875.00	0.00	184,875.00	(6,413,125.00)	-97 %	
Supervision and Regulation Enforcement Fees	4020107000	1,060,000.00	594,000.00	0.00	0.00	0.00	594,000.00	586,000.00	0.00	586,000.00	(466,000.00)	-44 %	
Other Service Income	4020199099	22,000.00	7,400.00	0.00	0.00	0.00	7,400.00	7,400.00	0.00	7,400.00	(14,600.00)	-66 %	
Share from National Wealth	4040101000	90,000,000.00	16,133,094.94	0.00	0.00	0.00	16,133,094.94	16,133,094.94	0.00	16,133,094.94	(73,866,905.06)	-82 %	
Miscellaneous Income	4060999000	0.00	4,970.00	0.00	0.00	0.00	4,970.00	4,970.00	0.00	4,970.00	4,970.00	0 %	
<b>Region IVA - CALABARZON</b>		<b>3,390,398.00</b>	<b>964,965.00</b>	<b>0.00</b>	<b>0.00</b>	<b>0.00</b>	<b>964,965.00</b>	<b>964,965.00</b>	<b>0.00</b>	<b>964,965.00</b>	<b>(2,425,433.00)</b>	<b>-72 %</b>	
Other Permit Fees	4020101099	2,122,162.00	355,200.00	0.00	0.00	0.00	355,200.00	355,200.00	0.00	355,200.00	(1,766,962.00)	-83 %	
Supervision and Regulation Enforcement Fees	4020107000	1,218,886.00	604,820.00	0.00	0.00	0.00	604,820.00	604,820.00	0.00	604,820.00	(614,066.00)	-50 %	
Other Service Income	4020199099	49,350.00	4,545.00	0.00	0.00	0.00	4,545.00	4,545.00	0.00	4,545.00	(44,805.00)	-91 %	
Miscellaneous Income	4060999000	0.00	400.00	0.00	0.00	0.00	400.00	400.00	0.00	400.00	400.00	0 %	


Classification/Sources of Revenue and Other Receipts	UACS Code	REVENUE TARGET (Annual) per BESF	Actual Revenue and Other Receipts Collections					Cumulative Remittance/Deposits to Date			Variance		Remarks
			1st Quarter	2nd Quarter	3rd Quarter	4th Quarter	Total	Remittance to BTr	Deposited with AGDB	Total	Amount	%	
1	2	3	4	5	6	7	8=(4+5+6+7)	9	10	11=(9+10)	12=(8-3)	13=(12/3)	14
<b>Region IVB - MIMAROPA</b>		<b>4,269,472.00</b>	<b>654,684.00</b>	<b>0.00</b>	<b>0.00</b>	<b>0.00</b>	<b>654,684.00</b>	<b>654,684.00</b>	<b>0.00</b>	<b>654,684.00</b>	<b>(3,614,788.00)</b>	<b>-85 %</b>	
Other Permit Fees	4020101099	2,972,000.00	169,000.00	0.00	0.00	0.00	169,000.00	169,000.00	0.00	169,000.00	(2,803,000.00)	-94 %	
Supervision and Regulation Enforcement Fees	4020107000	1,297,472.00	482,020.00	0.00	0.00	0.00	482,020.00	482,020.00	0.00	482,020.00	(815,452.00)	-63 %	
Miscellaneous Income	4060999000	0.00	3,664.00	0.00	0.00	0.00	3,664.00	3,664.00	0.00	3,664.00	3,664.00	0 %	
<b>Region V - Bicol</b>		<b>7,798,000.00</b>	<b>4,374,593.30</b>	<b>0.00</b>	<b>0.00</b>	<b>0.00</b>	<b>4,374,593.30</b>	<b>4,374,593.30</b>	<b>0.00</b>	<b>4,374,593.30</b>	<b>(3,423,406.70)</b>	<b>-44 %</b>	
Other Permit Fees	4020101099	5,990,000.00	3,878,600.00	0.00	0.00	0.00	3,878,600.00	3,878,600.00	0.00	3,878,600.00	(2,111,400.00)	-35 %	
Supervision and Regulation Enforcement Fees	4020107000	1,485,000.00	384,000.00	0.00	0.00	0.00	384,000.00	384,000.00	0.00	384,000.00	(1,101,000.00)	-74 %	
Other Service Income	4020199099	323,000.00	66,920.00	0.00	0.00	0.00	66,920.00	66,920.00	0.00	66,920.00	(256,080.00)	-79 %	
Share from National Wealth	4040101000	0.00	43,488.30	0.00	0.00	0.00	43,488.30	43,488.30	0.00	43,488.30	43,488.30	0 %	
Miscellaneous Income	4060999000	0.00	1,585.00	0.00	0.00	0.00	1,585.00	1,585.00	0.00	1,585.00	1,585.00	0 %	
<b>Region VI - Western Visayas</b>		<b>6,172,142.00</b>	<b>1,250,629.98</b>	<b>0.00</b>	<b>0.00</b>	<b>0.00</b>	<b>1,250,629.98</b>	<b>1,250,629.98</b>	<b>0.00</b>	<b>1,250,629.98</b>	<b>(4,921,512.02)</b>	<b>-80 %</b>	
Other Permit Fees	4020101099	2,170,665.00	423,250.00	0.00	0.00	0.00	423,250.00	423,250.00	0.00	423,250.00	(1,747,415.00)	-81 %	
Supervision and Regulation Enforcement Fees	4020107000	3,998,477.00	816,499.98	0.00	0.00	0.00	816,499.98	816,499.98	0.00	816,499.98	(3,181,977.02)	-80 %	
Other Service Income	4020199099	3,000.00	1,500.00	0.00	0.00	0.00	1,500.00	1,500.00	0.00	1,500.00	(1,500.00)	-50 %	
Sale of Unserviceable Property	4060102000	0.00	8,280.00	0.00	0.00	0.00	8,280.00	8,280.00	0.00	8,280.00	8,280.00	0 %	
Miscellaneous Income	4060999000	0.00	1,100.00	0.00	0.00	0.00	1,100.00	1,100.00	0.00	1,100.00	1,100.00	0 %	
<b>Region VII - Central Visayas</b>		<b>9,203,851.00</b>	<b>1,601,861.58</b>	<b>0.00</b>	<b>0.00</b>	<b>0.00</b>	<b>1,601,861.58</b>	<b>1,601,861.58</b>	<b>0.00</b>	<b>1,601,861.58</b>	<b>(7,601,989.42)</b>	<b>-83 %</b>	
Other Permit Fees	4020101099	5,053,360.00	468,500.00	0.00	0.00	0.00	468,500.00	468,500.00	0.00	468,500.00	(4,584,860.00)	-91 %	
Supervision and Regulation Enforcement Fees	4020107000	4,101,263.00	1,093,980.00	0.00	0.00	0.00	1,093,980.00	1,093,980.00	0.00	1,093,980.00	(3,007,283.00)	-73 %	
Other Service Income	4020199099	49,228.00	30,200.00	0.00	0.00	0.00	30,200.00	30,200.00	0.00	30,200.00	(19,028.00)	-39 %	
Miscellaneous Income	4060999000	0.00	9,181.58	0.00	0.00	0.00	9,181.58	9,181.58	0.00	9,181.58	9,181.58	0 %	
<b>Region VIII - Eastern Visayas</b>		<b>3,393,000.00</b>	<b>632,482.00</b>	<b>0.00</b>	<b>0.00</b>	<b>0.00</b>	<b>632,482.00</b>	<b>632,482.00</b>	<b>0.00</b>	<b>632,482.00</b>	<b>(2,760,518.00)</b>	<b>-81 %</b>	
Other Permit Fees	4020101099	945,000.00	249,730.00	0.00	0.00	0.00	249,730.00	249,730.00	0.00	249,730.00	(695,270.00)	-74 %	
Supervision and Regulation Enforcement Fees	4020107000	2,447,000.00	326,130.00	0.00	0.00	0.00	326,130.00	326,130.00	0.00	326,130.00	(2,120,870.00)	-87 %	
Other Service Income	4020199099	1,000.00	2,700.00	0.00	0.00	0.00	2,700.00	2,700.00	0.00	2,700.00	1,700.00	170 %	
Miscellaneous Income	4060999000	0.00	53,922.00	0.00	0.00	0.00	53,922.00	53,922.00	0.00	53,922.00	53,922.00	0 %	
<b>Region IX - Zamboanga Peninsula</b>		<b>2,287,636.00</b>	<b>486,804.54</b>	<b>0.00</b>	<b>0.00</b>	<b>0.00</b>	<b>486,804.54</b>	<b>486,804.54</b>	<b>0.00</b>	<b>486,804.54</b>	<b>(1,800,831.46)</b>	<b>-79 %</b>	
Other Permit Fees	4020101099	1,295,136.00	236,497.54	0.00	0.00	0.00	236,497.54	236,497.54	0.00	236,497.54	(1,058,638.46)	-82 %	
Supervision and Regulation Enforcement Fees	4020107000	992,500.00	235,080.00	0.00	0.00	0.00	235,080.00	235,080.00	0.00	235,080.00	(757,420.00)	-76 %	
Miscellaneous Income	4060999000	0.00	15,227.00	0.00	0.00	0.00	15,227.00	15,227.00	0.00	15,227.00	15,227.00	0 %	
<b>Region X - Northern Mindanao</b>		<b>1,605,000.00</b>	<b>540,117.00</b>	<b>0.00</b>	<b>0.00</b>	<b>0.00</b>	<b>540,117.00</b>	<b>540,117.00</b>	<b>0.00</b>	<b>540,117.00</b>	<b>(1,064,883.00)</b>	<b>-66 %</b>	
Other Permit Fees	4020101099	767,000.00	398,750.00	0.00	0.00	0.00	398,750.00	398,750.00	0.00	398,750.00	(368,250.00)	-48 %	
Supervision and Regulation Enforcement Fees	4020107000	838,000.00	139,800.00	0.00	0.00	0.00	139,800.00	139,800.00	0.00	139,800.00	(698,200.00)	-83 %	
Other Service Income	4020199099	0.00	1,295.00	0.00	0.00	0.00	1,295.00	1,295.00	0.00	1,295.00	1,295.00	0 %	
Miscellaneous Income	4060999000	0.00	272.00	0.00	0.00	0.00	272.00	272.00	0.00	272.00	272.00	0 %	
<b>Region XI - Davao</b>		<b>1,938,000.00</b>	<b>699,519.00</b>	<b>0.00</b>	<b>0.00</b>	<b>0.00</b>	<b>699,519.00</b>	<b>698,419.00</b>	<b>0.00</b>	<b>698,419.00</b>	<b>(1,238,481.00)</b>	<b>-64 %</b>	
Other Permit Fees	4020101099	1,176,000.00	191,200.00	0.00	0.00	0.00	191,200.00	190,200.00	0.00	190,200.00	(984,800.00)	-84 %	
Supervision and Regulation Enforcement Fees	4020107000	706,000.00	460,000.00	0.00	0.00	0.00	460,000.00	460,000.00	0.00	460,000.00	(246,000.00)	-35 %	
Other Service Income	4020199099	56,000.00	29,650.00	0.00	0.00	0.00	29,650.00	29,550.00	0.00	29,550.00	(26,350.00)	-47 %	
Miscellaneous Income	4060999000	0.00	18,669.00	0.00	0.00	0.00	18,669.00	18,669.00	0.00	18,669.00	18,669.00	0 %	
<b>Region XII - SOCCSKSARGEN</b>		<b>722,057.00</b>	<b>160,407.00</b>	<b>0.00</b>	<b>0.00</b>	<b>0.00</b>	<b>160,407.00</b>	<b>160,407.00</b>	<b>0.00</b>	<b>160,407.00</b>	<b>(561,650.00)</b>	<b>-78 %</b>	
Other Permit Fees	4020101099	346,188.00	68,700.00	0.00	0.00	0.00	68,700.00	68,700.00	0.00	68,700.00	(277,488.00)	-80 %	
Supervision and Regulation Enforcement Fees	4020107000	369,700.00	90,000.00	0.00	0.00	0.00	90,000.00	90,000.00	0.00	90,000.00	(279,700.00)	-76 %	
Other Service Income	4020199099	6,169.00	0.00	0.00	0.00	0.00	0.00	0.00	0.00	0.00	(6,169.00)	-100 %	
Miscellaneous Income	4060999000	0.00	1,707.00	0.00	0.00	0.00	1,707.00	1,707.00	0.00	1,707.00	1,707.00	0 %	

Classification/Sources of Revenue and Other Receipts	UACS Code	REVENUE TARGET (Annual) per BESF	Actual Revenue and Other Receipts Collections					Cumulative Remittance/Deposits to Date			Variance		Remarks
			1st Quarter	2nd Quarter	3rd Quarter	4th Quarter	Total	Remittance to BTr	Deposited with AGDB	Total	Amount	%	
			4	5	6	7	8=(4+5+6+7)	9	10	11=(9+10)	12=(8-3)	13=(12/3)	
<b>Region XIII - CARAGA</b>		<b>1,594,382,000.00</b>	<b>60,591,320.18</b>	<b>0.00</b>	<b>0.00</b>	<b>0.00</b>	<b>60,591,320.18</b>	<b>60,494,270.18</b>	<b>0.00</b>	<b>60,494,270.18</b>	<b>(1,533,790,679.82)</b>	<b>-96 %</b>	
Other Permit Fees	4020101099	5,577,000.00	1,012,791.00	0.00	0.00	0.00	1,012,791.00	989,791.00	0.00	989,791.00	(4,564,209.00)	-82 %	
Supervision and Regulation Enforcement Fees	4020107000	13,717,000.00	2,506,600.00	0.00	0.00	0.00	2,506,600.00	2,432,600.00	0.00	2,432,600.00	(11,210,400.00)	-82 %	
Other Service Income	4020199099	88,000.00	21,075.00	0.00	0.00	0.00	21,075.00	21,075.00	0.00	21,075.00	(66,925.00)	-76 %	
Share from National Wealth	4040101000	1,575,000,000.00	57,024,898.18	0.00	0.00	0.00	57,024,898.18	57,024,898.18	0.00	57,024,898.18	(1,517,975,101.82)	-96 %	
Miscellaneous Income	4060999000	0.00	25,956.00	0.00	0.00	0.00	25,956.00	25,906.00	0.00	25,906.00	25,956.00	0 %	
<b>Non-Revenue Collections/Other Receipts</b>		<b>0.00</b>	<b>519,330.00</b>	<b>0.00</b>	<b>0.00</b>	<b>0.00</b>	<b>519,330.00</b>	<b>343,350.00</b>	<b>174,500.00</b>	<b>517,850.00</b>	<b>519,330.00</b>	<b>0 %</b>	
<b>Cash Receipts</b>		<b>0.00</b>	<b>519,330.00</b>	<b>0.00</b>	<b>0.00</b>	<b>0.00</b>	<b>519,330.00</b>	<b>343,350.00</b>	<b>174,500.00</b>	<b>517,850.00</b>	<b>519,330.00</b>	<b>0 %</b>	
<b>Others</b>		<b>0.00</b>	<b>519,330.00</b>	<b>0.00</b>	<b>0.00</b>	<b>0.00</b>	<b>519,330.00</b>	<b>343,350.00</b>	<b>174,500.00</b>	<b>517,850.00</b>	<b>519,330.00</b>	<b>0 %</b>	
<b>National Capital Region (NCR)</b>		<b>0.00</b>	<b>38,856.75</b>	<b>0.00</b>	<b>0.00</b>	<b>0.00</b>	<b>38,856.75</b>	<b>38,856.75</b>	<b>0.00</b>	<b>38,856.75</b>	<b>38,856.75</b>	<b>0 %</b>	
Due from Officers and Employees	1030502000	0.00	4,307.71	0.00	0.00	0.00	4,307.71	4,307.71	0.00	4,307.71	4,307.71	0 %	
Other Receivables	1030599000	0.00	3,600.00	0.00	0.00	0.00	3,600.00	3,600.00	0.00	3,600.00	3,600.00	0 %	
Advances for Special Disbursing Officer	1990103000	0.00	4,849.04	0.00	0.00	0.00	4,849.04	4,849.04	0.00	4,849.04	4,849.04	0 %	
Advances to Officers and Employees	1990104000	0.00	26,100.00	0.00	0.00	0.00	26,100.00	26,100.00	0.00	26,100.00	26,100.00	0 %	
<b>Cordillera Administrative Region (CAR)</b>		<b>0.00</b>	<b>2,272.50</b>	<b>0.00</b>	<b>0.00</b>	<b>0.00</b>	<b>2,272.50</b>	<b>832.50</b>	<b>0.00</b>	<b>832.50</b>	<b>2,272.50</b>	<b>0 %</b>	
Advances for Special Disbursing Officer	1990103000	0.00	0.00	0.00	0.00	0.00	0.00	0.00	0.00	0.00	0.00	0 %	
Advances to Officers and Employees	1990104000	0.00	1,440.00	0.00	0.00	0.00	1,440.00	0.00	0.00	0.00	1,440.00	0 %	
Other Prepayments	1990299000	0.00	832.50	0.00	0.00	0.00	832.50	832.50	0.00	832.50	832.50	0 %	
<b>Region I - Ilocos</b>		<b>0.00</b>	<b>16,500.50</b>	<b>0.00</b>	<b>0.00</b>	<b>0.00</b>	<b>16,500.50</b>	<b>16,500.50</b>	<b>0.00</b>	<b>16,500.50</b>	<b>16,500.50</b>	<b>0 %</b>	
Advances for Special Disbursing Officer	1990103000	0.00	16,500.50	0.00	0.00	0.00	16,500.50	16,500.50	0.00	16,500.50	16,500.50	0 %	
<b>Region II - Cagayan Valley</b>		<b>0.00</b>	<b>6,708.59</b>	<b>0.00</b>	<b>0.00</b>	<b>0.00</b>	<b>6,708.59</b>	<b>6,708.59</b>	<b>0.00</b>	<b>6,708.59</b>	<b>6,708.59</b>	<b>0 %</b>	
Receivables - Disallowances/Charges	1030501000	0.00	6,708.59	0.00	0.00	0.00	6,708.59	6,708.59	0.00	6,708.59	6,708.59	0 %	
<b>Region IVA - CALABARZON</b>		<b>0.00</b>	<b>6,597.00</b>	<b>0.00</b>	<b>0.00</b>	<b>0.00</b>	<b>6,597.00</b>	<b>6,597.00</b>	<b>0.00</b>	<b>6,597.00</b>	<b>6,597.00</b>	<b>0 %</b>	
Receivables - Disallowances/Charges	1030501000	0.00	5,600.00	0.00	0.00	0.00	5,600.00	5,600.00	0.00	5,600.00	5,600.00	0 %	
Advances for Special Disbursing Officer	1990103000	0.00	997.00	0.00	0.00	0.00	997.00	997.00	0.00	997.00	997.00	0 %	
<b>Region IVB - MIMAROPA</b>		<b>0.00</b>	<b>3,662.15</b>	<b>0.00</b>	<b>0.00</b>	<b>0.00</b>	<b>3,662.15</b>	<b>3,662.15</b>	<b>0.00</b>	<b>3,662.15</b>	<b>3,662.15</b>	<b>0 %</b>	
Due from Officers and Employees	1030502000	0.00	1,864.15	0.00	0.00	0.00	1,864.15	1,864.15	0.00	1,864.15	1,864.15	0 %	
Advances for Special Disbursing Officer	1990103000	0.00	1,798.00	0.00	0.00	0.00	1,798.00	1,798.00	0.00	1,798.00	1,798.00	0 %	
<b>Region V - Bicol</b>		<b>0.00</b>	<b>6,539.00</b>	<b>0.00</b>	<b>0.00</b>	<b>0.00</b>	<b>6,539.00</b>	<b>6,539.00</b>	<b>0.00</b>	<b>6,539.00</b>	<b>6,539.00</b>	<b>0 %</b>	
Advances for Special Disbursing Officer	1990103000	0.00	2,189.00	0.00	0.00	0.00	2,189.00	2,189.00	0.00	2,189.00	2,189.00	0 %	
Advances to Officers and Employees	1990104000	0.00	4,350.00	0.00	0.00	0.00	4,350.00	4,350.00	0.00	4,350.00	4,350.00	0 %	
<b>Region VI - Western Visayas</b>		<b>0.00</b>	<b>295,549.57</b>	<b>0.00</b>	<b>0.00</b>	<b>0.00</b>	<b>295,549.57</b>	<b>121,049.57</b>	<b>174,500.00</b>	<b>295,549.57</b>	<b>295,549.57</b>	<b>0 %</b>	
Advances for Payroll	1990102000	0.00	87,381.98	0.00	0.00	0.00	87,381.98	87,381.98	0.00	87,381.98	87,381.98	0 %	
Advances for Special Disbursing Officer	1990103000	0.00	24,683.02	0.00	0.00	0.00	24,683.02	24,683.02	0.00	24,683.02	24,683.02	0 %	
Advances to Officers and Employees	1990104000	0.00	8,984.57	0.00	0.00	0.00	8,984.57	8,984.57	0.00	8,984.57	8,984.57	0 %	
Trust Liabilities	2040101000	0.00	174,500.00	0.00	0.00	0.00	174,500.00	0.00	174,500.00	174,500.00	174,500.00	0 %	
<b>Region VII - Central Visayas</b>		<b>0.00</b>	<b>7,670.03</b>	<b>0.00</b>	<b>0.00</b>	<b>0.00</b>	<b>7,670.03</b>	<b>7,670.03</b>	<b>0.00</b>	<b>7,670.03</b>	<b>7,670.03</b>	<b>0 %</b>	
Advances for Special Disbursing Officer	1990103000	0.00	7,570.03	0.00	0.00	0.00	7,570.03	7,570.03	0.00	7,570.03	7,570.03	0 %	
Advances to Officers and Employees	1990104000	0.00	100.00	0.00	0.00	0.00	100.00	100.00	0.00	100.00	100.00	0 %	
<b>Region IX - Zamboanga Peninsula</b>		<b>0.00</b>	<b>100.00</b>	<b>0.00</b>	<b>0.00</b>	<b>0.00</b>	<b>100.00</b>	<b>100.00</b>	<b>0.00</b>	<b>100.00</b>	<b>100.00</b>	<b>0 %</b>	
Advances for Special Disbursing Officer	1990103000	0.00	100.00	0.00	0.00	0.00	100.00	100.00	0.00	100.00	100.00	0 %	
<b>Region X - Northern Mindanao</b>		<b>0.00</b>	<b>24,644.59</b>	<b>0.00</b>	<b>0.00</b>	<b>0.00</b>	<b>24,644.59</b>	<b>24,644.59</b>	<b>0.00</b>	<b>24,644.59</b>	<b>24,644.59</b>	<b>0 %</b>	
Receivables - Disallowances/Charges	1030501000	0.00	24,644.59	0.00	0.00	0.00	24,644.59	24,644.59	0.00	24,644.59	24,644.59	0 %	
<b>Region XI - Davao</b>		<b>0.00</b>	<b>19,535.00</b>	<b>0.00</b>	<b>0.00</b>	<b>0.00</b>	<b>19,535.00</b>	<b>19,495.00</b>	<b>0.00</b>	<b>19,495.00</b>	<b>19,535.00</b>	<b>0 %</b>	
Receivables - Disallowances/Charges	1030501000	0.00	16,000.00	0.00	0.00	0.00	16,000.00	16,000.00	0.00	16,000.00	16,000.00	0 %	
Due from Officers and Employees	1030502000	0.00	1,100.00	0.00	0.00	0.00	1,100.00	1,100.00	0.00	1,100.00	1,100.00	0 %	
Advances for Special Disbursing Officer	1990103000	0.00	55.00	0.00	0.00	0.00	55.00	55.00	0.00	55.00	55.00	0 %	
Due to NGAs	2020105000	0.00	2,380.00	0.00	0.00	0.00	2,380.00	2,340.00	0.00	2,340.00	2,380.00	0 %	

Classification/Sources of Revenue and Other Receipts	UACS Code	REVENUE TARGET (Annual) per BESF	Actual Revenue and Other Receipts Collections					Cumulative Remittance/Deposits to Date			Variance		Remarks
			1st Quarter	2nd Quarter	3rd Quarter	4th Quarter	Total	Remittance to BTr	Deposited with AGDB	Total	Amount	%	
1	2	3	4	5	6	7	8=(4+5+6+7)	9	10	11=(9+10)	12=(8-3)	13=(12/3)	14
<b>Region XIII - CARAGA</b>		<b>0.00</b>	<b>90,694.32</b>	<b>0.00</b>	<b>0.00</b>	<b>0.00</b>	<b>90,694.32</b>	<b>90,694.32</b>	<b>0.00</b>	<b>90,694.32</b>	<b>90,694.32</b>	<b>0 %</b>	
Receivables - Disallowances/Charges	1030501000	0.00	80,850.00	0.00	0.00	0.00	80,850.00	80,850.00	0.00	80,850.00	80,850.00	0 %	
Advances for Special Disbursing Officer	1990103000	0.00	15.00	0.00	0.00	0.00	15.00	15.00	0.00	15.00	15.00	0 %	
Advances to Officers and Employees	1990104000	0.00	9,829.32	0.00	0.00	0.00	9,829.32	9,829.32	0.00	9,829.32	9,829.32	0 %	
<b>GRAND TOTAL</b>		<b>1,773,286,552.00</b>	<b>102,837,337.84</b>	<b>0.00</b>	<b>0.00</b>	<b>0.00</b>	<b>102,837,337.84</b>	<b>102,357,707.84</b>	<b>370,000.00</b>	<b>102,727,707.84</b>	<b>(1,670,449,214.16)</b>	<b>-94 %</b>	

This report was generated using the Unified Reporting System; Status: SUBMITTED

Certified Correct:




SHANYLALE G. DIONISIO  
Chief, Accounting Section

Recommending Approval By:



GLORIA D. MENDOZA  
Chief, Financial & Management Division

Approved By:



ATTY. DANILO U. UYKIENG  
OIC, Director

QUARTERLY REPORT OF REVENUE AND OTHER RECEIPTS  
As at the Quarter Ending March 31, 2024



Department : Department of Environment and Natural Resources (DENR)  
 Agency/Entity : Mines and Geosciences Bureau  
 Region : ALL  
 Operating Unit : ALL  
 Fund Cluster : 03 - Special Account - Locally Funded/Domestic Grants Fund

Classification/Sources of Revenue and Other Receipts	UACS Code	REVENUE TARGET (Annual) per BESF	Actual Revenue and Other Receipts Collections					Cumulative Remittance/Deposits to Date			Variance		Remarks
			1st Quarter	2nd Quarter	3rd Quarter	4th Quarter	Total	Remittance to BTr	Deposited with AGDB	Total	Amount	%	
1	2	3	4	5	6	7	8=(4+5+6+7)	9	10	11=(9+10)	12=(8-3)	13=(12/3)	14
Special Account - Locally Funded/Domestic Grants Fund		185,826,396.00	8,136,956.46	0.00	0.00	0.00	8,136,956.46	8,136,956.46	0.00	8,136,956.46	(177,689,439.54)	-96 %	
Revenue Collections		185,826,396.00	8,133,497.91	0.00	0.00	0.00	8,133,497.91	8,133,497.91	0.00	8,133,497.91	(177,692,898.09)	-96 %	
Cash Revenue		185,826,396.00	8,133,497.91	0.00	0.00	0.00	8,133,497.91	8,133,497.91	0.00	8,133,497.91	(177,692,898.09)	-96 %	
Non-Tax		185,826,396.00	8,133,497.91	0.00	0.00	0.00	8,133,497.91	8,133,497.91	0.00	8,133,497.91	(177,692,898.09)	-96 %	
Share from National Wealth	4040101000	185,826,396.00	8,133,497.91	0.00	0.00	0.00	8,133,497.91	8,133,497.91	0.00	8,133,497.91	(177,692,898.09)	-96 %	
Non-Revenue Collections/Other Receipts		0.00	3,458.55	0.00	0.00	0.00	3,458.55	3,458.55	0.00	3,458.55	3,458.55	0 %	
Cash Receipts		0.00	3,458.55	0.00	0.00	0.00	3,458.55	3,458.55	0.00	3,458.55	3,458.55	0 %	
Others		0.00	3,458.55	0.00	0.00	0.00	3,458.55	3,458.55	0.00	3,458.55	3,458.55	0 %	
Other Receivables	1030599000	0.00	1,582.57	0.00	0.00	0.00	1,582.57	1,582.57	0.00	1,582.57	1,582.57	0 %	
Advances for Special Disbursing Officer	1990103000	0.00	1,875.98	0.00	0.00	0.00	1,875.98	1,875.98	0.00	1,875.98	1,875.98	0 %	
<b>GRAND TOTAL</b>		<b>185,826,396.00</b>	<b>8,136,956.46</b>	<b>0.00</b>	<b>0.00</b>	<b>0.00</b>	<b>8,136,956.46</b>	<b>8,136,956.46</b>	<b>0.00</b>	<b>8,136,956.46</b>	<b>(177,689,439.54)</b>	<b>-96 %</b>	

This report was generated using the Unified Reporting System; Status: SUBMITTED

Certified Correct:

SHANYLALE G. DIONISIO  
Chief, Accounting Section

Recommending Approval By:

GLORIA D. MENDOZA  
Chief, Financial & Management Division

Approved By:

ATTY. DANILO U. UYKIENG  
OIC, Director

QUARTERLY REPORT OF REVENUE AND OTHER RECEIPTS  
As at the Quarter Ending March 31, 2024



Department : Department of Environment and Natural Resources (DENR)  
 Agency/Entity : Mines and Geosciences Bureau  
 Region : ALL  
 Operating Unit : ALL  
 Fund Cluster : 03 - Special Account - Locally Funded/Domestic Grants Fund

Classification/Sources of Revenue and Other Receipts	UACS Code	REVENUE TARGET (Annual) per BESF	Actual Revenue and Other Receipts Collections					Cumulative Remittance/Deposits to Date			Variance		Remarks
			1st Quarter	2nd Quarter	3rd Quarter	4th Quarter	Total	Remittance to BTr	Deposited with AGDB	Total	Amount	%	
1	2	3	4	5	6	7	8=(4+5+6+7)	9	10	11=(9+10)	12=(8-3)	13=(12/3)	14
<b>Special Account - Locally Funded/Domestic Grants Fund</b>		<b>185,826,396.00</b>	<b>8,136,956.46</b>	<b>0.00</b>	<b>0.00</b>	<b>0.00</b>	<b>8,136,956.46</b>	<b>8,136,956.46</b>	<b>0.00</b>	<b>8,136,956.46</b>	<b>(177,689,439.54)</b>	<b>-96 %</b>	
Revenue Collections		185,826,396.00	8,133,497.91	0.00	0.00	0.00	8,133,497.91	8,133,497.91	0.00	8,133,497.91	(177,692,898.09)	-96 %	
Cash Revenue		185,826,396.00	8,133,497.91	0.00	0.00	0.00	8,133,497.91	8,133,497.91	0.00	8,133,497.91	(177,692,898.09)	-96 %	
Non-Tax		185,826,396.00	8,133,497.91	0.00	0.00	0.00	8,133,497.91	8,133,497.91	0.00	8,133,497.91	(177,692,898.09)	-96 %	
<b>National Capital Region (NCR)</b>		<b>826,396.00</b>	<b>0.00</b>	<b>0.00</b>	<b>0.00</b>	<b>0.00</b>	<b>0.00</b>	<b>0.00</b>	<b>0.00</b>	<b>0.00</b>	<b>(826,396.00)</b>	<b>-100 %</b>	
Share from National Wealth	4040101000	826,396.00	0.00	0.00	0.00	0.00	0.00	0.00	0.00	0.00	(826,396.00)	-100 %	
<b>Region III - Central Luzon</b>		<b>10,000,000.00</b>	<b>1,792,566.09</b>	<b>0.00</b>	<b>0.00</b>	<b>0.00</b>	<b>1,792,566.09</b>	<b>1,792,566.09</b>	<b>0.00</b>	<b>1,792,566.09</b>	<b>(8,207,433.91)</b>	<b>-82 %</b>	
Share from National Wealth	4040101000	10,000,000.00	1,792,566.09	0.00	0.00	0.00	1,792,566.09	1,792,566.09	0.00	1,792,566.09	(8,207,433.91)	-82 %	
<b>Region V - Bicol</b>		<b>0.00</b>	<b>4,832.03</b>	<b>0.00</b>	<b>0.00</b>	<b>0.00</b>	<b>4,832.03</b>	<b>4,832.03</b>	<b>0.00</b>	<b>4,832.03</b>	<b>4,832.03</b>	<b>0 %</b>	
Share from National Wealth	4040101000	0.00	4,832.03	0.00	0.00	0.00	4,832.03	4,832.03	0.00	4,832.03	4,832.03	0 %	
<b>Region XIII - CARAGA</b>		<b>175,000,000.00</b>	<b>6,336,099.79</b>	<b>0.00</b>	<b>0.00</b>	<b>0.00</b>	<b>6,336,099.79</b>	<b>6,336,099.79</b>	<b>0.00</b>	<b>6,336,099.79</b>	<b>(168,663,900.21)</b>	<b>-96 %</b>	
Share from National Wealth	4040101000	175,000,000.00	6,336,099.79	0.00	0.00	0.00	6,336,099.79	6,336,099.79	0.00	6,336,099.79	(168,663,900.21)	-96 %	
<b>Non-Revenue Collections/Other Receipts</b>		<b>0.00</b>	<b>3,458.55</b>	<b>0.00</b>	<b>0.00</b>	<b>0.00</b>	<b>3,458.55</b>	<b>3,458.55</b>	<b>0.00</b>	<b>3,458.55</b>	<b>3,458.55</b>	<b>0 %</b>	
Cash Receipts		0.00	3,458.55	0.00	0.00	0.00	3,458.55	3,458.55	0.00	3,458.55	3,458.55	0 %	
Others		0.00	3,458.55	0.00	0.00	0.00	3,458.55	3,458.55	0.00	3,458.55	3,458.55	0 %	
<b>National Capital Region (NCR)</b>		<b>0.00</b>	<b>1,582.57</b>	<b>0.00</b>	<b>0.00</b>	<b>0.00</b>	<b>1,582.57</b>	<b>1,582.57</b>	<b>0.00</b>	<b>1,582.57</b>	<b>1,582.57</b>	<b>0 %</b>	
Other Receivables	1030599000	0.00	1,582.57	0.00	0.00	0.00	1,582.57	1,582.57	0.00	1,582.57	1,582.57	0 %	
<b>Region I - Ilocos</b>		<b>0.00</b>	<b>0.00</b>	<b>0.00</b>	<b>0.00</b>	<b>0.00</b>	<b>0.00</b>	<b>0.00</b>	<b>0.00</b>	<b>0.00</b>	<b>0.00</b>	<b>0 %</b>	
Advances for Special Disbursing Officer	1990103000	0.00	0.00	0.00	0.00	0.00	0.00	0.00	0.00	0.00	0.00	0 %	
<b>Cordillera Administrative Region (CAR)</b>		<b>0.00</b>	<b>0.00</b>	<b>0.00</b>	<b>0.00</b>	<b>0.00</b>	<b>0.00</b>	<b>0.00</b>	<b>0.00</b>	<b>0.00</b>	<b>0.00</b>	<b>0 %</b>	
Advances for Special Disbursing Officer	1990103000	0.00	0.00	0.00	0.00	0.00	0.00	0.00	0.00	0.00	0.00	0 %	
Advances to Officers and Employees	1990104000	0.00	0.00	0.00	0.00	0.00	0.00	0.00	0.00	0.00	0.00	0 %	
<b>Region VI - Western Visayas</b>		<b>0.00</b>	<b>1,875.98</b>	<b>0.00</b>	<b>0.00</b>	<b>0.00</b>	<b>1,875.98</b>	<b>1,875.98</b>	<b>0.00</b>	<b>1,875.98</b>	<b>1,875.98</b>	<b>0 %</b>	
Advances for Special Disbursing Officer	1990103000	0.00	1,875.98	0.00	0.00	0.00	1,875.98	1,875.98	0.00	1,875.98	1,875.98	0 %	
<b>GRAND TOTAL</b>		<b>185,826,396.00</b>	<b>8,136,956.46</b>	<b>0.00</b>	<b>0.00</b>	<b>0.00</b>	<b>8,136,956.46</b>	<b>8,136,956.46</b>	<b>0.00</b>	<b>8,136,956.46</b>	<b>(177,689,439.54)</b>	<b>-96 %</b>	

This report was generated using the Unified Reporting System; Status: SUBMITTED

Certified Correct:

SHANYLALE G. DIONISIO  
 Chief, Accounting Section

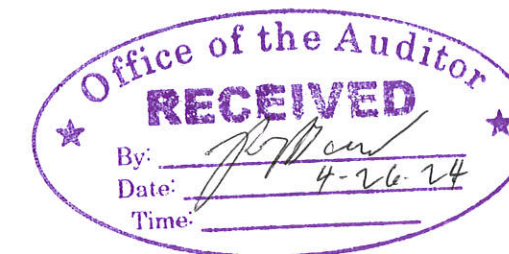
Recommending Approval By:

GLORIA D. MENDOZA  
 Chief, Financial & Management Division

Approved By:

ATTY. DANILO U. UYKIENG  
 OIC, Director

QUARTERLY REPORT OF REVENUE AND OTHER RECEIPTS  
As at the Quarter Ending March 31, 2024



Department : Department of Environment and Natural Resources (DENR)  
 Agency/Entity : Mines and Geosciences Bureau  
 Region : ALL  
 Operating Unit : ALL  
 Fund Cluster : 07 - Trust Receipts

Classification/Sources of Revenue and Other Receipts	UACS Code	REVENUE TARGET (Annual) per BESF	Actual Revenue and Other Receipts Collections					Cumulative Remittance/Deposits to Date			Variance		Remarks
			1st Quarter	2nd Quarter	3rd Quarter	4th Quarter	Total	Remittance to BTr	Deposited with AGDB	Total	Amount	%	
1	2	3	4	5	6	7	8=(4+5+6+7)	9	10	11=(9+10)	12=(8-3)	13=(12/3)	14
Trust Receipts		0.00	8,945,609.00	0.00	0.00	0.00	8,945,609.00	27,479.00	8,918,130.00	8,945,609.00	8,945,609.00	0 %	
Inter-Agency Transferred Funds (IATF) Deposited with the National		0.00	5,935,000.00	0.00	0.00	0.00	5,935,000.00	0.00	5,935,000.00	5,935,000.00	5,935,000.00	0 %	
Due to NGAs	2020105000	0.00	5,935,000.00	0.00	0.00	0.00	5,935,000.00	0.00	5,935,000.00	5,935,000.00	5,935,000.00	0 %	
Other Trust Receipts Deposited with the National Treasury		0.00	27,479.00	0.00	0.00	0.00	27,479.00	27,479.00	0.00	27,479.00	27,479.00	0 %	
Performance Bond	2040104002	0.00	27,319.00	0.00	0.00	0.00	27,319.00	27,319.00	0.00	27,319.00	27,319.00	0 %	
PD 1856	2020105000	0.00	160.00	0.00	0.00	0.00	160.00	160.00	0.00	160.00	160.00	0 %	
Trust Receipts Deposited with Authorized Government Depository		0.00	2,983,130.00	0.00	0.00	0.00	2,983,130.00	0.00	2,983,130.00	2,983,130.00	2,983,130.00	0 %	
Assistance from Other NGAs	4030102000	0.00	2,983,130.00	0.00	0.00	0.00	2,983,130.00	0.00	2,983,130.00	2,983,130.00	2,983,130.00	0 %	
<b>GRAND TOTAL</b>		<b>0.00</b>	<b>8,945,609.00</b>	<b>0.00</b>	<b>0.00</b>	<b>0.00</b>	<b>8,945,609.00</b>	<b>27,479.00</b>	<b>8,918,130.00</b>	<b>8,945,609.00</b>	<b>8,945,609.00</b>	<b>0 %</b>	

This report was generated using the Unified Reporting System; Status: SUBMITTED

Page 1 of 1

Certified Correct:

SHANYLALE G. DIONISIO  
 Chief, Accounting Section

Recommending Approval By:

GLORIA D. MENDOZA  
 Chief, Financial & Management Division

Approved By:

ATTY. DANILO U. UYKIENG  
 OIC, Director



QUARTERLY REPORT OF REVENUE AND OTHER RECEIPTS  
As at the Quarter Ending March 31, 2024



Department : Department of Environment and Natural Resources (DENR)  
 Agency/Entity : Mines and Geosciences Bureau  
 Region : ALL  
 Operating Unit : ALL  
 Fund Cluster : 07 - Trust Receipts

Classification/Sources of Revenue and Other Receipts	UACS Code	REVENUE TARGET (Annual) per BESF	Actual Revenue and Other Receipts Collections					Cumulative Remittance/Deposits to Date			Variance		Remarks
			1st Quarter	2nd Quarter	3rd Quarter	4th Quarter	Total	Remittance to BTr	Deposited with AGDB	Total	Amount	%	
1	2	3	4	5	6	7	8=(4+5+6+7)	9	10	11=(9+10)	12=(8-3)	13=(12/3)	14
Trust Receipts		0.00	8,945,609.00	0.00	0.00	0.00	8,945,609.00	27,479.00	8,918,130.00	8,945,609.00	8,945,609.00	0 %	
Inter-Agency Transferred Funds (IATF) Deposited with the National		0.00	5,935,000.00	0.00	0.00	0.00	5,935,000.00	0.00	5,935,000.00	5,935,000.00	5,935,000.00	0 %	
Region III - Central Luzon		0.00	5,935,000.00	0.00	0.00	0.00	5,935,000.00	0.00	5,935,000.00	5,935,000.00	5,935,000.00	0 %	
Due to NGAs	2020105000	0.00	5,935,000.00	0.00	0.00	0.00	5,935,000.00	0.00	5,935,000.00	5,935,000.00	5,935,000.00	0 %	
Other Trust Receipts Deposited with the National Treasury		0.00	27,479.00	0.00	0.00	0.00	27,479.00	27,479.00	0.00	27,479.00	27,479.00	0 %	
National Capital Region (NCR)		0.00	27,359.00	0.00	0.00	0.00	27,359.00	27,359.00	0.00	27,359.00	27,359.00	0 %	
Performance Bond	2040104002	0.00	27,319.00	0.00	0.00	0.00	27,319.00	27,319.00	0.00	27,319.00	27,319.00	0 %	
PD 1856	2020105000	0.00	40.00	0.00	0.00	0.00	40.00	40.00	0.00	40.00	40.00	0 %	
Region IVA - CALABARZON		0.00	60.00	0.00	0.00	0.00	60.00	60.00	0.00	60.00	60.00	0 %	
PD 1856	2020105000	0.00	60.00	0.00	0.00	0.00	60.00	60.00	0.00	60.00	60.00	0 %	
Region VI - Western Visayas		0.00	60.00	0.00	0.00	0.00	60.00	60.00	0.00	60.00	60.00	0 %	
PD 1856	2020105000	0.00	60.00	0.00	0.00	0.00	60.00	60.00	0.00	60.00	60.00	0 %	
Trust Receipts Deposited with Authorized Government Depository		0.00	2,983,130.00	0.00	0.00	0.00	2,983,130.00	0.00	2,983,130.00	2,983,130.00	2,983,130.00	0 %	
National Capital Region (NCR)		0.00	2,983,130.00	0.00	0.00	0.00	2,983,130.00	0.00	2,983,130.00	2,983,130.00	2,983,130.00	0 %	
Assistance from Other NGAs	4030102000	0.00	2,983,130.00	0.00	0.00	0.00	2,983,130.00	0.00	2,983,130.00	2,983,130.00	2,983,130.00	0 %	
<b>GRAND TOTAL</b>		<b>0.00</b>	<b>8,945,609.00</b>	<b>0.00</b>	<b>0.00</b>	<b>0.00</b>	<b>8,945,609.00</b>	<b>27,479.00</b>	<b>8,918,130.00</b>	<b>8,945,609.00</b>	<b>8,945,609.00</b>	<b>0 %</b>	

This report was generated using the Unified Reporting System, Status: SUBMITTED

Certified Correct:

SHANYLALE G. DIONISIO  
 Chief, Accounting Section

Recommending Approval By:

GLORIA D. MENDOZA  
 Chief, Financial & Management Division

Approved By:

ATTY. DANILO U. UYKIENG  
 OIC, Director