

QUARTERLY REPORT OF REVENUE AND OTHER RECEIPTS
As at the Quarter Ending December 31, 2023

Department : Department of Environment and Natural Resources (DENR)
 Agency/Entity : Mines and Geosciences Bureau
 Region : ALL
 Operating Unit : ALL
 Fund Cluster : 01 - Regular Agency Fund



| Classification/Sources of Revenue and Other Receipts | UACS Code | REVENUE TARGET (Annual) per BESF | Actual Revenue and Other Receipts Collections | | | | | Cumulative Remittance/Deposits to Date | | | Variance | | Remarks |
|---|------------|----------------------------------|---|----------------|----------------|----------------|------------------|--|---------------------|------------------|----------------|-----------|---------|
| | | | 1st Quarter | 2nd Quarter | 3rd Quarter | 4th Quarter | Total | Remittance to BTr | Deposited with AGDB | Total | Amount | % | |
| 1 | 2 | 3 | 4 | 5 | 6 | 7 | 8=(4+5+6+7) | 9 | 10 | 11=(9+10) | 12=(8-3) | 13=(12/3) | 14 |
| Regular Agency Fund | | 1,724,783,114.00 | 224,365,753.53 | 691,572,649.79 | 960,615,993.56 | 297,252,536.94 | 2,173,806,933.82 | 2,172,851,238.42 | 910,500.00 | 2,173,761,738.42 | 449,023,819.82 | 26 % | |
| Revenue Collections | | 1,724,783,114.00 | 223,569,511.78 | 690,647,023.61 | 959,821,421.88 | 296,136,481.91 | 2,170,174,439.18 | 2,169,856,889.18 | 317,500.00 | 2,170,174,389.18 | 445,391,325.18 | 26 % | |
| Cash Revenue | | 1,724,783,114.00 | 223,569,511.78 | 690,647,023.61 | 959,821,421.88 | 296,136,481.91 | 2,170,174,439.18 | 2,169,856,889.18 | 317,500.00 | 2,170,174,389.18 | 445,391,325.18 | 26 % | |
| Non-Tax | | 1,724,783,114.00 | 223,569,511.78 | 690,647,023.61 | 959,821,421.88 | 296,136,481.91 | 2,170,174,439.18 | 2,169,856,889.18 | 317,500.00 | 2,170,174,389.18 | 445,391,325.18 | 26 % | |
| Other Permit Fees | 4020101099 | 51,887,493.00 | 22,615,128.06 | 23,455,360.00 | 18,159,298.50 | 15,655,308.13 | 79,885,094.69 | 79,885,094.69 | 0.00 | 79,885,094.69 | 27,997,601.69 | 54 % | |
| Supervision and Regulation Enforcement Fees | 4020107000 | 41,413,120.00 | 13,880,565.54 | 12,625,056.30 | 16,297,026.17 | 10,428,544.75 | 53,231,192.76 | 53,231,192.76 | 0.00 | 53,231,192.76 | 11,818,072.76 | 29 % | |
| Other Service Income | 4020199099 | 4,044,943.00 | 1,472,045.00 | 721,637.00 | 873,349.00 | 1,199,295.00 | 4,266,326.00 | 4,266,276.00 | 0.00 | 4,266,276.00 | 221,383.00 | 5 % | |
| Rent/Lease Income | 4020205000 | 0.00 | 20,500.00 | 2,500.00 | 3,500.00 | 4,500.00 | 31,000.00 | 31,000.00 | 0.00 | 31,000.00 | 31,000.00 | 0 % | |
| Share from National Wealth | 4040101000 | 1,627,437,558.00 | 185,190,888.57 | 653,625,293.06 | 924,092,344.92 | 268,456,032.58 | 2,031,364,559.13 | 2,031,364,559.13 | 0.00 | 2,031,364,559.13 | 403,927,001.13 | 25 % | |
| Sale of Unserviceable Property | 4060102000 | 0.00 | 29,371.61 | 7,926.00 | 175,067.00 | 12,500.00 | 224,864.61 | 224,864.61 | 0.00 | 224,864.61 | 224,864.61 | 0 % | |
| Miscellaneous Income | 4060999000 | 0.00 | 361,013.00 | 209,251.25 | 220,836.29 | 380,301.45 | 1,171,401.99 | 853,901.99 | 317,500.00 | 1,171,401.99 | 1,171,401.99 | 0 % | |
| Non-Revenue Collections/Other Receipts | | 0.00 | 796,241.75 | 925,626.18 | 794,571.68 | 1,116,055.03 | 3,632,494.64 | 2,994,349.24 | 593,000.00 | 3,587,349.24 | 3,632,494.64 | 0 % | |
| Cash Receipts | | 0.00 | 794,741.75 | 901,778.29 | 793,071.68 | 1,052,736.90 | 3,542,328.62 | 2,946,212.62 | 593,000.00 | 3,539,212.62 | 3,542,328.62 | 0 % | |
| Others | | 0.00 | 794,741.75 | 901,778.29 | 793,071.68 | 1,052,736.90 | 3,542,328.62 | 2,946,212.62 | 593,000.00 | 3,539,212.62 | 3,542,328.62 | 0 % | |
| Petty Cash | 1010102000 | 0.00 | 108.50 | 7,637.42 | 1,837.00 | 56.05 | 9,638.97 | 9,638.97 | 0.00 | 9,638.97 | 9,638.97 | 0 % | |
| Due from Government-Owned and/or Controlled Corporations | 1030302000 | 0.00 | 0.00 | 0.00 | 44.91 | 0.00 | 44.91 | 44.91 | 0.00 | 44.91 | 44.91 | 0 % | |
| Receivables - Disallowances/Charges | 1030501000 | 0.00 | 153,038.68 | 162,403.66 | 178,962.61 | 310,217.58 | 804,622.53 | 804,622.53 | 0.00 | 804,622.53 | 804,622.53 | 0 % | |
| Due from Officers and Employees | 1030502000 | 0.00 | 161,963.42 | 21,794.55 | 19,482.67 | 16,447.00 | 219,687.64 | 219,687.64 | 0.00 | 219,687.64 | 219,687.64 | 0 % | |
| Other Receivables | 1030599000 | 0.00 | 61,800.00 | 85,610.24 | 291.31 | 133,102.92 | 280,804.47 | 280,804.47 | 0.00 | 280,804.47 | 280,804.47 | 0 % | |
| Advances for Payroll | 1990102000 | 0.00 | 121,474.79 | 0.00 | 0.00 | 0.00 | 121,474.79 | 121,474.79 | 0.00 | 121,474.79 | 121,474.79 | 0 % | |
| Advances for Special Disbursing Officer | 1990103000 | 0.00 | 71,151.51 | 350,704.64 | 296,703.34 | 320,860.55 | 1,039,420.04 | 1,039,420.04 | 0.00 | 1,039,420.04 | 1,039,420.04 | 0 % | |
| Advances to Officers and Employees | 1990104000 | 0.00 | 52,759.89 | 96,087.78 | 149,364.76 | 123,997.86 | 422,210.29 | 419,114.29 | 0.00 | 419,114.29 | 422,210.29 | 0 % | |
| Other Prepayments | 1990299000 | 0.00 | 0.00 | 0.00 | 0.00 | 2,504.94 | 2,504.94 | 2,504.94 | 0.00 | 2,504.94 | 2,504.94 | 0 % | |
| Life and Retirement Premium | 2020102001 | 0.00 | 0.00 | 0.00 | 178.95 | 0.00 | 178.95 | 178.95 | 0.00 | 178.95 | 178.95 | 0 % | |
| Due to NGAs | 2020105000 | 0.00 | 3,320.00 | 3,040.00 | 2,900.00 | 3,120.00 | 12,380.00 | 12,360.00 | 0.00 | 12,360.00 | 12,380.00 | 0 % | |
| Trust Liabilities | 2040101000 | 0.00 | 138,000.00 | 174,500.00 | 142,000.00 | 138,500.00 | 593,000.00 | 0.00 | 593,000.00 | 593,000.00 | 593,000.00 | 0 % | |
| Government Equity | 3010101000 | 0.00 | 26,124.96 | 0.00 | 1,306.13 | 3,930.00 | 31,361.09 | 31,361.09 | 0.00 | 31,361.09 | 31,361.09 | 0 % | |
| Other General Services | 5021299099 | 0.00 | 5,000.00 | 0.00 | 0.00 | 0.00 | 5,000.00 | 5,000.00 | 0.00 | 5,000.00 | 5,000.00 | 0 % | |
| Non-Cash Receipts | | 0.00 | 1,500.00 | 23,847.89 | 1,500.00 | 63,318.13 | 90,166.02 | 48,136.62 | 0.00 | 48,136.62 | 90,166.02 | 0 % | |
| Collections effected through outright deductions from claims | | 0.00 | 1,500.00 | 23,847.89 | 1,500.00 | 63,318.13 | 90,166.02 | 48,136.62 | 0.00 | 48,136.62 | 90,166.02 | 0 % | |
| Due from Officers and Employees | 1030502000 | 0.00 | 1,500.00 | 23,847.89 | 1,500.00 | 63,318.13 | 90,166.02 | 48,136.62 | 0.00 | 48,136.62 | 90,166.02 | 0 % | |
| GRAND TOTAL | | 1,724,783,114.00 | 224,365,753.53 | 691,572,649.79 | 960,615,993.56 | 297,252,536.94 | 2,173,806,933.82 | 2,172,851,238.42 | 910,500.00 | 2,173,761,738.42 | 449,023,819.82 | 26 % | |

This report was generated using the Unified Reporting System.

Certified Correct:

SHANYLALE G. DIONISIO
 Chief, Accounting Section

Recommending Approval By:

GLORIA D. MENDOZA
 Chief, Financial and Management Division

Approved By:

ATTY. DANILO U. UYKIENG
 OIC, Director

QUARTERLY REPORT OF REVENUE AND OTHER RECEIPTS
As at the Quarter Ending December 31, 2023



Department : Department of Environment and Natural Resources (DENR)
 Agency/Entity : Mines and Geosciences Bureau
 Region : ALL
 Operating Unit : ALL
 Fund Cluster : 01 - Regular Agency Fund

| Classification/Sources of Revenue and Other Receipts | UACS Code | REVENUE TARGET (Annual) per BESF | Actual Revenue and Other Receipts Collections | | | | | Cumulative Remittance/Deposits to Date | | | Variance | | Remarks |
|--|------------|----------------------------------|---|-----------------------|-----------------------|-----------------------|-------------------------|--|---------------------|-------------------------|------------------------|--------------|---------|
| | | | 1st Quarter | 2nd Quarter | 3rd Quarter | 4th Quarter | Total | Remittance to BTr | Deposited with AGDB | Total | Amount | % | |
| 1 | 2 | 3 | 4 | 5 | 6 | 7 | 8=(4+5+6+7) | 9 | 10 | 11=(9+10) | 12=(8-3) | 13=(12/3) | 14 |
| Regular Agency Fund | | 1,724,783,114.00 | 224,365,753.53 | 691,572,649.79 | 960,615,993.56 | 297,252,536.94 | 2,173,806,933.82 | 2,172,851,238.42 | 910,500.00 | 2,173,761,738.42 | 449,023,819.82 | 26 % | |
| Revenue Collections | | 1,724,783,114.00 | 223,569,511.78 | 690,647,023.61 | 959,821,421.88 | 296,136,481.91 | 2,170,174,439.18 | 2,169,856,889.18 | 317,500.00 | 2,170,174,389.18 | 445,391,325.18 | 26 % | |
| Cash Revenue | | 1,724,783,114.00 | 223,569,511.78 | 690,647,023.61 | 959,821,421.88 | 296,136,481.91 | 2,170,174,439.18 | 2,169,856,889.18 | 317,500.00 | 2,170,174,389.18 | 445,391,325.18 | 26 % | |
| Non-Tax | | 1,724,783,114.00 | 223,569,511.78 | 690,647,023.61 | 959,821,421.88 | 296,136,481.91 | 2,170,174,439.18 | 2,169,856,889.18 | 317,500.00 | 2,170,174,389.18 | 445,391,325.18 | 26 % | |
| National Capital Region (NCR) | | 35,670,736.00 | 8,596,667.54 | 2,369,817.98 | 4,235,088.19 | 7,173,286.72 | 22,374,860.43 | 22,057,360.43 | 317,500.00 | 22,374,860.43 | (13,295,875.57) | -37 % | |
| Other Permit Fees | 4020101099 | 14,364,100.00 | 4,133,400.00 | 1,830,020.00 | 988,200.00 | 3,442,980.00 | 10,394,600.00 | 10,394,600.00 | 0.00 | 10,394,600.00 | (3,969,500.00) | -28 % | |
| Supervision and Regulation Enforcement Fees | 4020107000 | 10,560,500.00 | 2,339,780.54 | 50,302.98 | 2,472,868.19 | 806,044.77 | 5,668,996.48 | 5,668,996.48 | 0.00 | 5,668,996.48 | (4,891,503.52) | -46 % | |
| Other Service Income | 4020199099 | 3,308,578.00 | 1,265,350.00 | 475,770.00 | 533,750.00 | 965,840.00 | 3,240,710.00 | 3,240,710.00 | 0.00 | 3,240,710.00 | (67,868.00) | -2 % | |
| Share from National Wealth | 4040101000 | 7,437,558.00 | 739,350.00 | 0.00 | 0.00 | 1,794,060.00 | 2,533,410.00 | 2,533,410.00 | 0.00 | 2,533,410.00 | (4,904,148.00) | -66 % | |
| Sale of Unserviceable Property | 4060102000 | 0.00 | 0.00 | 0.00 | 156,512.00 | 0.00 | 156,512.00 | 156,512.00 | 0.00 | 156,512.00 | 156,512.00 | 0 % | |
| Miscellaneous Income | 4060999000 | 0.00 | 118,787.00 | 13,725.00 | 83,758.00 | 164,361.95 | 380,631.95 | 63,131.95 | 317,500.00 | 380,631.95 | 380,631.95 | 0 % | |
| Cordillera Administrative Region (CAR) | | 2,309,000.00 | 667,795.00 | 716,017.00 | 3,743,600.29 | 1,289,440.00 | 6,416,852.29 | 6,416,852.29 | 0.00 | 6,416,852.29 | 4,107,852.29 | 178 % | |
| Other Permit Fees | 4020101099 | 808,150.00 | 152,960.00 | 137,400.00 | 3,213,000.00 | 899,840.00 | 4,403,200.00 | 4,403,200.00 | 0.00 | 4,403,200.00 | 3,595,050.00 | 445 % | |
| Supervision and Regulation Enforcement Fees | 4020107000 | 1,269,950.00 | 434,240.00 | 484,340.00 | 475,740.00 | 330,320.00 | 1,724,640.00 | 1,724,640.00 | 0.00 | 1,724,640.00 | 454,690.00 | 36 % | |
| Other Service Income | 4020199099 | 230,900.00 | 77,455.00 | 86,647.00 | 47,078.00 | 43,435.00 | 254,615.00 | 254,615.00 | 0.00 | 254,615.00 | 23,715.00 | 10 % | |
| Miscellaneous income | 4060999000 | 0.00 | 3,140.00 | 7,630.00 | 7,782.29 | 15,845.00 | 34,397.29 | 34,397.29 | 0.00 | 34,397.29 | 34,397.29 | 0 % | |
| Region I - Ilocos | | 3,244,104.00 | 2,332,787.00 | 3,489,670.00 | 1,045,915.00 | 1,171,021.00 | 8,039,393.00 | 8,039,393.00 | 0.00 | 8,039,393.00 | 4,795,289.00 | 148 % | |
| Other Permit Fees | 4020101099 | 667,893.00 | 1,551,192.00 | 2,789,710.00 | 435,480.00 | 417,670.00 | 5,194,052.00 | 5,194,052.00 | 0.00 | 5,194,052.00 | 4,526,159.00 | 678 % | |
| Supervision and Regulation Enforcement Fees | 4020107000 | 2,560,811.00 | 779,040.00 | 699,050.00 | 609,540.00 | 730,760.00 | 2,818,390.00 | 2,818,390.00 | 0.00 | 2,818,390.00 | 257,579.00 | 10 % | |
| Other Service Income | 4020199099 | 15,400.00 | 2,000.00 | 20.00 | 0.00 | 0.00 | 2,020.00 | 2,020.00 | 0.00 | 2,020.00 | (13,380.00) | -87 % | |
| Miscellaneous Income | 4060999000 | 0.00 | 555.00 | 890.00 | 895.00 | 22,591.00 | 24,931.00 | 24,931.00 | 0.00 | 24,931.00 | 24,931.00 | 0 % | |
| Region II - Cagayan Valley | | 3,000,000.00 | 1,818,456.00 | 4,590,420.00 | 622,947.00 | 1,743,836.00 | 8,775,659.00 | 8,775,659.00 | 0.00 | 8,775,659.00 | 5,775,659.00 | 193 % | |
| Other Permit Fees | 4020101099 | 1,770,000.00 | 1,436,851.00 | 4,118,485.00 | 209,700.00 | 1,102,990.00 | 6,868,026.00 | 6,868,026.00 | 0.00 | 6,868,026.00 | 5,098,026.00 | 288 % | |
| Supervision and Regulation Enforcement Fees | 4020107000 | 1,230,000.00 | 342,000.00 | 442,800.00 | 357,600.00 | 603,500.00 | 1,745,900.00 | 1,745,900.00 | 0.00 | 1,745,900.00 | 515,900.00 | 42 % | |
| Rent/Lease Income | 4020205000 | 0.00 | 3,000.00 | 2,500.00 | 3,500.00 | 4,500.00 | 13,500.00 | 13,500.00 | 0.00 | 13,500.00 | 13,500.00 | 0 % | |
| Sale of Unserviceable Property | 4060102000 | 0.00 | 0.00 | 0.00 | 18,255.00 | 0.00 | 18,255.00 | 18,255.00 | 0.00 | 18,255.00 | 18,255.00 | 0 % | |
| Miscellaneous Income | 4060999000 | 0.00 | 36,605.00 | 26,635.00 | 33,892.00 | 32,846.00 | 129,978.00 | 129,978.00 | 0.00 | 129,978.00 | 129,978.00 | 0 % | |
| Region III - Central Luzon | | 97,682,000.00 | 51,209,218.63 | 2,775,685.14 | 7,752,399.38 | 21,110,555.58 | 82,847,858.73 | 82,847,858.73 | 0.00 | 82,847,858.73 | (14,834,141.27) | -15 % | |
| Other Permit Fees | 4020101099 | 6,600,000.00 | 2,410,440.00 | 1,021,940.00 | 1,270,550.00 | 4,213,573.13 | 8,916,503.13 | 8,916,503.13 | 0.00 | 8,916,503.13 | 2,316,503.13 | 35 % | |
| Supervision and Regulation Enforcement Fees | 4020107000 | 1,060,000.00 | 676,580.00 | 369,450.00 | 392,260.00 | 646,000.00 | 2,084,290.00 | 2,084,290.00 | 0.00 | 2,084,290.00 | 1,024,290.00 | 97 % | |
| Other Service Income | 4020199099 | 22,000.00 | 22,200.00 | 14,100.00 | 12,900.00 | 29,000.00 | 78,200.00 | 78,200.00 | 0.00 | 78,200.00 | 56,200.00 | 255 % | |
| Share from National Wealth | 4040101000 | 90,000,000.00 | 48,088,113.63 | 1,364,980.14 | 6,074,454.38 | 16,206,727.45 | 71,734,275.60 | 71,734,275.60 | 0.00 | 71,734,275.60 | (18,265,724.40) | -20 % | |
| Sale of Unserviceable Property | 4060102000 | 0.00 | 0.00 | 0.00 | 0.00 | 1,500.00 | 1,500.00 | 1,500.00 | 0.00 | 1,500.00 | 1,500.00 | 0 % | |
| Miscellaneous Income | 4060999000 | 0.00 | 11,885.00 | 5,215.00 | 2,235.00 | 13,755.00 | 33,090.00 | 33,090.00 | 0.00 | 33,090.00 | 33,090.00 | 0 % | |

| Classification/Sources of Revenue and Other Receipts | UACS Code | REVENUE TARGET (Annual) per BESF | Actual Revenue and Other Receipts Collections | | | | | Cumulative Remittance/Deposits to Date | | | Variance | | Remarks |
|--|------------|----------------------------------|---|---------------------|----------------------|---------------------|----------------------|--|---------------------|----------------------|-----------------------|----------------|---------|
| | | | 1st Quarter | 2nd Quarter | 3rd Quarter | 4th Quarter | Total | Remittance to BTr | Deposited with AGDB | Total | Amount | % | |
| 1 | 2 | 3 | 4 | 5 | 6 | 7 | 8=(4+5+6+7) | 9 | 10 | 11=(9+10) | 12=(8-3) | 13=(12/3) | 14 |
| Region IVA - CALABARZON | | 2,100,957.00 | 3,152,404.00 | 3,895,014.00 | 24,234,933.43 | 506,210.00 | 31,788,561.43 | 31,788,561.43 | 0.00 | 31,788,561.43 | 29,687,604.43 | 1,413 % | |
| Other Permit Fees | 4020101099 | 799,312.00 | 2,064,490.00 | 3,040,925.00 | 553,450.00 | 196,930.00 | 5,855,795.00 | 5,855,795.00 | 0.00 | 5,855,795.00 | 5,056,483.00 | 633 % | |
| Supervision and Regulation Enforcement Fees | 4020107000 | 1,254,645.00 | 1,027,360.00 | 810,670.00 | 695,178.00 | 303,480.00 | 2,836,688.00 | 2,836,688.00 | 0.00 | 2,836,688.00 | 1,582,043.00 | 126 % | |
| Other Service Income | 4020199099 | 47,000.00 | 15,400.00 | 0.00 | 1,600.00 | 4,600.00 | 21,600.00 | 21,600.00 | 0.00 | 21,600.00 | (25,400.00) | -54 % | |
| Share from National Wealth | 4040101000 | 0.00 | 0.00 | 0.00 | 22,982,110.43 | 0.00 | 22,982,110.43 | 22,982,110.43 | 0.00 | 22,982,110.43 | 22,982,110.43 | 0 % | |
| Miscellaneous Income | 4060999000 | 0.00 | 45,154.00 | 43,419.00 | 2,595.00 | 1,200.00 | 92,368.00 | 92,368.00 | 0.00 | 92,368.00 | 92,368.00 | 0 % | |
| Region IVB - MIMAROPA | | 1,812,382.00 | 3,297,101.00 | 1,157,516.25 | 2,273,600.00 | 2,132,208.00 | 8,860,425.25 | 8,860,425.25 | 0.00 | 8,860,425.25 | 7,048,043.25 | 389 % | |
| Other Permit Fees | 4020101099 | 576,694.00 | 2,460,300.00 | 487,680.00 | 1,382,150.00 | 1,585,150.00 | 5,915,280.00 | 5,915,280.00 | 0.00 | 5,915,280.00 | 5,338,586.00 | 926 % | |
| Supervision and Regulation Enforcement Fees | 4020107000 | 1,235,688.00 | 834,200.00 | 662,410.00 | 889,580.00 | 546,300.00 | 2,932,490.00 | 2,932,490.00 | 0.00 | 2,932,490.00 | 1,696,802.00 | 137 % | |
| Sale of Unserviceable Property | 4060102000 | 0.00 | 0.00 | 1,686.00 | 300.00 | 0.00 | 1,986.00 | 1,986.00 | 0.00 | 1,986.00 | 1,986.00 | 0 % | |
| Miscellaneous Income | 4060999000 | 0.00 | 2,601.00 | 5,740.25 | 1,570.00 | 758.00 | 10,669.25 | 10,669.25 | 0.00 | 10,669.25 | 10,669.25 | 0 % | |
| Region V - Bicol | | 1,395,000.00 | 1,977,485.00 | 374,810.00 | 3,053,165.00 | 1,179,310.00 | 6,584,770.00 | 6,584,770.00 | 0.00 | 6,584,770.00 | 5,189,770.00 | 372 % | |
| Other Permit Fees | 4020101099 | 736,000.00 | 1,587,500.00 | 123,250.00 | 2,490,430.00 | 648,620.00 | 4,849,800.00 | 4,849,800.00 | 0.00 | 4,849,800.00 | 4,113,800.00 | 559 % | |
| Supervision and Regulation Enforcement Fees | 4020107000 | 507,000.00 | 364,780.00 | 220,000.00 | 400,080.00 | 452,370.00 | 1,437,230.00 | 1,437,230.00 | 0.00 | 1,437,230.00 | 930,230.00 | 183 % | |
| Other Service Income | 4020199099 | 152,000.00 | 24,455.00 | 30,090.00 | 162,170.00 | 59,835.00 | 276,550.00 | 276,550.00 | 0.00 | 276,550.00 | 124,550.00 | 82 % | |
| Sale of Unserviceable Property | 4060102000 | 0.00 | 0.00 | 0.00 | 0.00 | 11,000.00 | 11,000.00 | 11,000.00 | 0.00 | 11,000.00 | 11,000.00 | 0 % | |
| Miscellaneous Income | 4060999000 | 0.00 | 750.00 | 1,470.00 | 485.00 | 7,485.00 | 10,190.00 | 10,190.00 | 0.00 | 10,190.00 | 10,190.00 | 0 % | |
| Region VI - Western Visayas | | 6,520,500.00 | 1,022,785.00 | 1,331,373.32 | 2,304,089.98 | 1,237,901.98 | 5,896,150.28 | 5,896,150.28 | 0.00 | 5,896,150.28 | (624,349.72) | -10 % | |
| Other Permit Fees | 4020101099 | 5,329,500.00 | 502,150.00 | 688,650.00 | 649,000.00 | 227,500.00 | 2,067,300.00 | 2,067,300.00 | 0.00 | 2,067,300.00 | (3,262,200.00) | -61 % | |
| Supervision and Regulation Enforcement Fees | 4020107000 | 1,188,000.00 | 507,670.00 | 641,333.32 | 1,655,089.98 | 1,003,979.98 | 3,808,073.28 | 3,808,073.28 | 0.00 | 3,808,073.28 | 2,620,073.28 | 221 % | |
| Other Service Income | 4020199099 | 3,000.00 | 800.00 | 1,300.00 | 0.00 | 0.00 | 2,100.00 | 2,100.00 | 0.00 | 2,100.00 | (900.00) | -30 % | |
| Sale of Unserviceable Property | 4060102000 | 0.00 | 12,165.00 | 0.00 | 0.00 | 0.00 | 12,165.00 | 12,165.00 | 0.00 | 12,165.00 | 12,165.00 | 0 % | |
| Miscellaneous Income | 4060999000 | 0.00 | 0.00 | 90.00 | 0.00 | 6,422.00 | 6,512.00 | 6,512.00 | 0.00 | 6,512.00 | 6,512.00 | 0 % | |
| Region VII - Central Visayas | | 15,151,657.00 | 1,264,863.50 | 4,487,010.00 | 1,607,225.00 | 1,562,919.50 | 8,922,018.00 | 8,922,018.00 | 0.00 | 8,922,018.00 | (6,229,639.00) | -41 % | |
| Other Permit Fees | 4020101099 | 11,198,808.00 | 559,510.00 | 3,694,300.00 | 663,755.00 | 647,485.00 | 5,565,050.00 | 5,565,050.00 | 0.00 | 5,565,050.00 | (5,633,758.00) | -50 % | |
| Supervision and Regulation Enforcement Fees | 4020107000 | 3,905,965.00 | 682,865.00 | 775,560.00 | 923,050.00 | 890,850.00 | 3,272,325.00 | 3,272,325.00 | 0.00 | 3,272,325.00 | (633,640.00) | -16 % | |
| Other Service Income | 4020199099 | 46,884.00 | 7,700.00 | 13,700.00 | 19,200.00 | 21,600.00 | 62,200.00 | 62,200.00 | 0.00 | 62,200.00 | 15,316.00 | 33 % | |
| Sale of Unserviceable Property | 4060102000 | 0.00 | 12,949.50 | 0.00 | 0.00 | 0.00 | 12,949.50 | 12,949.50 | 0.00 | 12,949.50 | 12,949.50 | 0 % | |
| Miscellaneous Income | 4060999000 | 0.00 | 1,839.00 | 3,450.00 | 1,220.00 | 2,984.50 | 9,493.50 | 9,493.50 | 0.00 | 9,493.50 | 9,493.50 | 0 % | |
| Region VIII - Eastern Visayas | | 2,173,000.00 | 960,060.00 | 1,661,712.00 | 1,291,871.00 | 488,065.00 | 4,401,708.00 | 4,401,708.00 | 0.00 | 4,401,708.00 | 2,228,708.00 | 103 % | |
| Other Permit Fees | 4020101099 | 681,000.00 | 333,070.00 | 457,500.00 | 344,000.00 | 163,650.00 | 1,298,220.00 | 1,298,220.00 | 0.00 | 1,298,220.00 | 617,220.00 | 91 % | |
| Supervision and Regulation Enforcement Fees | 4020107000 | 1,411,000.00 | 556,200.00 | 1,126,460.00 | 886,660.00 | 264,460.00 | 2,833,780.00 | 2,833,780.00 | 0.00 | 2,833,780.00 | 1,422,780.00 | 101 % | |
| Other Service Income | 4020199099 | 81,000.00 | 300.00 | 6,300.00 | 2,400.00 | 2,700.00 | 11,700.00 | 11,700.00 | 0.00 | 11,700.00 | (69,300.00) | -86 % | |
| Miscellaneous Income | 4060999000 | 0.00 | 70,490.00 | 71,452.00 | 58,811.00 | 57,255.00 | 258,008.00 | 258,008.00 | 0.00 | 258,008.00 | 258,008.00 | 0 % | |
| Region IX - Zamboanga Peninsula | | 1,300,951.00 | 2,701,935.06 | 613,290.00 | 3,509,631.50 | 390,687.00 | 7,215,543.56 | 7,215,543.56 | 0.00 | 7,215,543.56 | 5,914,592.56 | 455 % | |
| Other Permit Fees | 4020101099 | 490,613.00 | 2,493,345.06 | 252,800.00 | 3,148,811.50 | 165,000.00 | 6,059,956.56 | 6,059,956.56 | 0.00 | 6,059,956.56 | 5,569,343.56 | 1,135 % | |
| Supervision and Regulation Enforcement Fees | 4020107000 | 810,338.00 | 186,060.00 | 345,140.00 | 352,120.00 | 218,680.00 | 1,102,000.00 | 1,102,000.00 | 0.00 | 1,102,000.00 | 291,662.00 | 36 % | |
| Miscellaneous Income | 4060999000 | 0.00 | 22,530.00 | 15,350.00 | 8,700.00 | 7,007.00 | 53,587.00 | 53,587.00 | 0.00 | 53,587.00 | 53,587.00 | 0 % | |
| Region X - Northern Mindanao | | 2,280,000.00 | 489,068.00 | 337,719.00 | 316,234.00 | 427,287.00 | 1,570,308.00 | 1,570,308.00 | 0.00 | 1,570,308.00 | (709,692.00) | -31 % | |
| Other Permit Fees | 4020101099 | 1,005,000.00 | 204,150.00 | 155,050.00 | 163,800.00 | 176,200.00 | 699,200.00 | 699,200.00 | 0.00 | 699,200.00 | (305,800.00) | -30 % | |
| Supervision and Regulation Enforcement Fees | 4020107000 | 1,275,000.00 | 276,000.00 | 163,500.00 | 136,990.00 | 232,380.00 | 808,870.00 | 808,870.00 | 0.00 | 808,870.00 | (466,130.00) | -37 % | |
| Other Service Income | 4020199099 | 0.00 | 7,600.00 | 17,800.00 | 15,051.00 | 18,707.00 | 59,158.00 | 59,158.00 | 0.00 | 59,158.00 | 59,158.00 | 0 % | |
| Miscellaneous Income | 4060999000 | 0.00 | 1,318.00 | 1,369.00 | 393.00 | 0.00 | 3,080.00 | 3,080.00 | 0.00 | 3,080.00 | 3,080.00 | 0 % | |


| Classification/Sources of Revenue and Other Receipts | UACS Code | REVENUE TARGET (Annual) per BESF | Actual Revenue and Other Receipts Collections | | | | | Cumulative Remittance/Deposits to Date | | | Variance | | Remarks |
|--|------------|----------------------------------|---|-----------------------|-----------------------|-----------------------|-------------------------|--|---------------------|-------------------------|-----------------------|--------------|---------|
| | | | 1st Quarter | 2nd Quarter | 3rd Quarter | 4th Quarter | Total | Remittance to BTr | Deposited with AGDB | Total | Amount | % | |
| 1 | 2 | 3 | 4 | 5 | 6 | 7 | 8=(4+5+6+7) | 9 | 10 | 11=(9+10) | 12=(8-3) | 13=(12/3) | 14 |
| Region XI - Davao | | 1,730,000.00 | 2,396,226.11 | 657,221.00 | 1,102,815.00 | 830,933.00 | 4,987,195.11 | 4,987,145.11 | 0.00 | 4,987,145.11 | 3,257,195.11 | 188 % | |
| Other Permit Fees | 4020101099 | 1,050,000.00 | 1,450,600.00 | 241,400.00 | 249,472.00 | 248,800.00 | 2,190,272.00 | 2,190,272.00 | 0.00 | 2,190,272.00 | 1,140,272.00 | 109 % | |
| Supervision and Regulation Enforcement Fees | 4020107000 | 630,000.00 | 890,200.00 | 350,800.00 | 788,740.00 | 550,420.00 | 2,580,160.00 | 2,580,160.00 | 0.00 | 2,580,160.00 | 1,950,160.00 | 310 % | |
| Other Service Income | 4020199099 | 50,000.00 | 28,550.00 | 54,800.00 | 53,000.00 | 30,800.00 | 167,150.00 | 167,100.00 | 0.00 | 167,100.00 | 117,150.00 | 234 % | |
| Rent/Lease Income | 4020205000 | 0.00 | 17,500.00 | 0.00 | 0.00 | 0.00 | 17,500.00 | 17,500.00 | 0.00 | 17,500.00 | 17,500.00 | 0 % | |
| Sale of Unserviceable Property | 4060102000 | 0.00 | 4,257.11 | 6,240.00 | 0.00 | 0.00 | 10,497.11 | 10,497.11 | 0.00 | 10,497.11 | 10,497.11 | 0 % | |
| Miscellaneous Income | 4060999000 | 0.00 | 5,119.00 | 3,981.00 | 11,603.00 | 913.00 | 21,616.00 | 21,616.00 | 0.00 | 21,616.00 | 21,616.00 | 0 % | |
| Region XII - SOCCSKSARGEN | | 792,827.00 | 215,420.00 | 111,370.00 | 338,390.00 | 70,020.00 | 735,200.00 | 735,200.00 | 0.00 | 735,200.00 | (57,627.00) | -7 % | |
| Other Permit Fees | 4020101099 | 740,423.00 | 92,820.00 | 92,500.00 | 111,820.00 | 59,620.00 | 356,760.00 | 356,760.00 | 0.00 | 356,760.00 | (383,663.00) | -52 % | |
| Supervision and Regulation Enforcement Fees | 4020107000 | 44,223.00 | 120,000.00 | 17,020.00 | 221,020.00 | 8,000.00 | 366,040.00 | 366,040.00 | 0.00 | 366,040.00 | 321,817.00 | 728 % | |
| Other Service Income | 4020199099 | 8,181.00 | 2,400.00 | 1,850.00 | 1,200.00 | 658.00 | 6,108.00 | 6,108.00 | 0.00 | 6,108.00 | (2,073.00) | -25 % | |
| Miscellaneous Income | 4060999000 | 0.00 | 200.00 | 0.00 | 4,350.00 | 1,742.00 | 6,292.00 | 6,292.00 | 0.00 | 6,292.00 | 6,292.00 | 0 % | |
| Region XIII - CARAGA | | 1,547,620,000.00 | 141,467,239.94 | 662,078,377.92 | 902,389,517.11 | 254,822,801.13 | 1,960,757,936.10 | 1,960,757,936.10 | 0.00 | 1,960,757,936.10 | 413,137,936.10 | 27 % | |
| Other Permit Fees | 4020101099 | 5,070,000.00 | 1,182,350.00 | 4,323,750.00 | 2,285,680.00 | 1,459,300.00 | 9,251,080.00 | 9,251,080.00 | 0.00 | 9,251,080.00 | 4,181,080.00 | 82 % | |
| Supervision and Regulation Enforcement Fees | 4020107000 | 12,470,000.00 | 3,863,590.00 | 5,466,220.00 | 5,040,510.00 | 2,841,000.00 | 17,211,320.00 | 17,211,320.00 | 0.00 | 17,211,320.00 | 4,741,320.00 | 38 % | |
| Other Service Income | 4020199099 | 80,000.00 | 17,835.00 | 19,260.00 | 25,000.00 | 22,120.00 | 84,215.00 | 84,215.00 | 0.00 | 84,215.00 | 4,215.00 | 5 % | |
| Share from National Wealth | 4040101000 | 1,530,000,000.00 | 136,363,424.94 | 652,260,312.92 | 895,035,780.11 | 250,455,245.13 | 1,934,114,763.10 | 1,934,114,763.10 | 0.00 | 1,934,114,763.10 | 404,114,763.10 | 26 % | |
| Miscellaneous Income | 4060999000 | 0.00 | 40,040.00 | 8,835.00 | 2,547.00 | 45,136.00 | 96,558.00 | 96,558.00 | 0.00 | 96,558.00 | 96,558.00 | 0 % | |
| Non-Revenue Collections/Other Receipts | | 0.00 | 796,241.75 | 925,626.18 | 794,571.68 | 1,116,055.03 | 3,632,494.64 | 2,994,349.24 | 593,000.00 | 3,587,349.24 | 3,632,494.64 | 0 % | |
| Cash Receipts | | 0.00 | 794,741.75 | 901,778.29 | 793,071.68 | 1,052,736.90 | 3,542,328.62 | 2,946,212.62 | 593,000.00 | 3,539,212.62 | 3,542,328.62 | 0 % | |
| Others | | 0.00 | 794,741.75 | 901,778.29 | 793,071.68 | 1,052,736.90 | 3,542,328.62 | 2,946,212.62 | 593,000.00 | 3,539,212.62 | 3,542,328.62 | 0 % | |
| National Capital Region (NCR) | | 0.00 | 143,519.59 | 154,768.69 | 57,734.29 | 250,349.00 | 606,371.57 | 603,275.57 | 0.00 | 603,275.57 | 606,371.57 | 0 % | |
| Petty Cash | 1010102000 | 0.00 | 108.50 | 7,508.10 | 0.00 | 0.00 | 7,616.60 | 7,616.60 | 0.00 | 7,616.60 | 7,616.60 | 0 % | |
| Due from Government-Owned and/or Controlled Corporations | 1030302000 | 0.00 | 0.00 | 0.00 | 44.91 | 0.00 | 44.91 | 44.91 | 0.00 | 44.91 | 44.91 | 0 % | |
| Receivables - Disallowances/Charges | 1030501000 | 0.00 | 1,983.35 | 4,600.00 | 0.00 | 0.00 | 6,583.35 | 6,583.35 | 0.00 | 6,583.35 | 6,583.35 | 0 % | |
| Due from Officers and Employees | 1030502000 | 0.00 | 14,423.88 | 4,216.80 | 13,264.10 | 12,297.00 | 44,201.78 | 44,201.78 | 0.00 | 44,201.78 | 44,201.78 | 0 % | |
| Other Receivables | 1030599000 | 0.00 | 61,800.00 | 24,385.35 | 0.00 | 71,544.49 | 157,729.84 | 157,729.84 | 0.00 | 157,729.84 | 157,729.84 | 0 % | |
| Advances for Special Disbursing Officer | 1990103000 | 0.00 | 29,769.47 | 86,810.68 | 19,039.20 | 124,978.71 | 260,598.06 | 260,598.06 | 0.00 | 260,598.06 | 260,598.06 | 0 % | |
| Advances to Officers and Employees | 1990104000 | 0.00 | 30,434.39 | 27,247.76 | 23,901.00 | 38,678.80 | 120,261.95 | 117,165.95 | 0.00 | 117,165.95 | 120,261.95 | 0 % | |
| Life and Retirement Premium | 2020102001 | 0.00 | 0.00 | 0.00 | 178.95 | 0.00 | 178.95 | 178.95 | 0.00 | 178.95 | 178.95 | 0 % | |
| Government Equity | 3010101000 | 0.00 | 0.00 | 0.00 | 1,306.13 | 2,850.00 | 4,156.13 | 4,156.13 | 0.00 | 4,156.13 | 4,156.13 | 0 % | |
| Other General Services | 5021299099 | 0.00 | 5,000.00 | 0.00 | 0.00 | 0.00 | 5,000.00 | 5,000.00 | 0.00 | 5,000.00 | 5,000.00 | 0 % | |
| Cordillera Administrative Region (CAR) | | 0.00 | 102.75 | 9,920.00 | 1,800.00 | 6,004.94 | 17,827.69 | 17,827.69 | 0.00 | 17,827.69 | 17,827.69 | 0 % | |
| Other Receivables | 1030599000 | 0.00 | 0.00 | 0.00 | 0.00 | 0.00 | 0.00 | 0.00 | 0.00 | 0.00 | 0.00 | 0 % | |
| Advances for Special Disbursing Officer | 1990103000 | 0.00 | 102.75 | 2,000.00 | 0.00 | 3,500.00 | 5,602.75 | 5,602.75 | 0.00 | 5,602.75 | 5,602.75 | 0 % | |
| Advances to Officers and Employees | 1990104000 | 0.00 | 0.00 | 7,920.00 | 1,800.00 | 0.00 | 9,720.00 | 9,720.00 | 0.00 | 9,720.00 | 9,720.00 | 0 % | |
| Other Prepayments | 1990299000 | 0.00 | 0.00 | 0.00 | 0.00 | 2,504.94 | 2,504.94 | 2,504.94 | 0.00 | 2,504.94 | 2,504.94 | 0 % | |
| Region I - Ilocos | | 0.00 | 31,894.16 | 105,899.35 | 35,590.34 | 30,050.66 | 203,434.51 | 203,434.51 | 0.00 | 203,434.51 | 203,434.51 | 0 % | |
| Petty Cash | 1010102000 | 0.00 | 0.00 | 0.00 | 1,837.00 | 0.00 | 1,837.00 | 1,837.00 | 0.00 | 1,837.00 | 1,837.00 | 0 % | |
| Receivables - Disallowances/Charges | 1030501000 | 0.00 | 0.00 | 0.00 | 2,292.69 | 0.00 | 2,292.69 | 2,292.69 | 0.00 | 2,292.69 | 2,292.69 | 0 % | |
| Advances for Special Disbursing Officer | 1990103000 | 0.00 | 5,769.20 | 105,899.35 | 31,460.65 | 30,050.66 | 173,179.86 | 173,179.86 | 0.00 | 173,179.86 | 173,179.86 | 0 % | |
| Government Equity | 3010101000 | 0.00 | 26,124.96 | 0.00 | 0.00 | 0.00 | 26,124.96 | 26,124.96 | 0.00 | 26,124.96 | 26,124.96 | 0 % | |
| Region II - Cagayan Valley | | 0.00 | 32,300.00 | 5,724.00 | 0.00 | 0.00 | 38,024.00 | 38,024.00 | 0.00 | 38,024.00 | 38,024.00 | 0 % | |
| Due from Officers and Employees | 1030502000 | 0.00 | 30,800.00 | 0.00 | 0.00 | 0.00 | 30,800.00 | 30,800.00 | 0.00 | 30,800.00 | 30,800.00 | 0 % | |
| Advances for Special Disbursing Officer | 1990103000 | 0.00 | 0.00 | 5,724.00 | 0.00 | 0.00 | 5,724.00 | 5,724.00 | 0.00 | 5,724.00 | 5,724.00 | 0 % | |
| Advances to Officers and Employees | 1990104000 | 0.00 | 1,500.00 | 0.00 | 0.00 | 0.00 | 1,500.00 | 1,500.00 | 0.00 | 1,500.00 | 1,500.00 | 0 % | |

| Classification/Sources of Revenue and Other Receipts | UACS Code | REVENUE TARGET (Annual) per BESF | Actual Revenue and Other Receipts Collections | | | | | Cumulative Remittance/Deposits to Date | | | Variance | | Remarks |
|--|------------|----------------------------------|---|-------------------|-------------------|-------------------|-------------------|--|---------------------|-------------------|-------------------|------------|---------|
| | | | 1st Quarter | 2nd Quarter | 3rd Quarter | 4th Quarter | Total | Remittance to BTr | Deposited with AGDB | Total | Amount | % | |
| 1 | 2 | 3 | 4 | 5 | 6 | 7 | 8=(4+5+6+7) | 9 | 10 | 11=(9+10) | 12=(8-3) | 13=(12/3) | 14 |
| Region III - Central Luzon | | 0.00 | 2,067.00 | 400.00 | 33,632.00 | 0.00 | 36,099.00 | 36,099.00 | 0.00 | 36,099.00 | 36,099.00 | 0 % | |
| Advances for Special Disbursing Officer | 1990103000 | 0.00 | 2,067.00 | 400.00 | 33,632.00 | 0.00 | 36,099.00 | 36,099.00 | 0.00 | 36,099.00 | 36,099.00 | 0 % | |
| Region IVA - CALABARZON | | 0.00 | 15,955.95 | 54,097.31 | 36,244.11 | 98,239.45 | 204,536.82 | 204,536.82 | 0.00 | 204,536.82 | 204,536.82 | 0 % | |
| Receivables - Disallowances/Charges | 1030501000 | 0.00 | 7,333.36 | 23,833.18 | 3,666.68 | 55,499.78 | 90,333.00 | 90,333.00 | 0.00 | 90,333.00 | 90,333.00 | 0 % | |
| Due from Officers and Employees | 1030502000 | 0.00 | 3,032.40 | 8,997.45 | 2,453.85 | 0.00 | 14,483.70 | 14,483.70 | 0.00 | 14,483.70 | 14,483.70 | 0 % | |
| Advances for Special Disbursing Officer | 1990103000 | 0.00 | 5,590.19 | 21,266.68 | 30,123.58 | 42,739.67 | 99,720.12 | 99,720.12 | 0.00 | 99,720.12 | 99,720.12 | 0 % | |
| Region IVB - MIMAROPA | | 0.00 | 21,905.50 | 57,628.02 | 239,974.06 | 33,840.70 | 353,348.28 | 353,348.28 | 0.00 | 353,348.28 | 353,348.28 | 0 % | |
| Petty Cash | 1010102000 | 0.00 | 0.00 | 0.00 | 0.00 | 56.05 | 56.05 | 56.05 | 0.00 | 56.05 | 56.05 | 0 % | |
| Due from Officers and Employees | 1030502000 | 0.00 | 5,000.00 | 0.00 | 0.00 | 0.00 | 5,000.00 | 5,000.00 | 0.00 | 5,000.00 | 5,000.00 | 0 % | |
| Advances for Special Disbursing Officer | 1990103000 | 0.00 | 0.00 | 27,100.00 | 124,967.80 | 22,351.99 | 174,419.79 | 174,419.79 | 0.00 | 174,419.79 | 174,419.79 | 0 % | |
| Advances to Officers and Employees | 1990104000 | 0.00 | 16,905.50 | 30,528.02 | 115,006.26 | 11,432.66 | 173,872.44 | 173,872.44 | 0.00 | 173,872.44 | 173,872.44 | 0 % | |
| Region V - Bicol | | 0.00 | 4,895.18 | 13,905.13 | 5,643.72 | 46,681.96 | 71,125.99 | 71,125.99 | 0.00 | 71,125.99 | 71,125.99 | 0 % | |
| Receivables - Disallowances/Charges | 1030501000 | 0.00 | 0.00 | 0.00 | 0.00 | 0.00 | 0.00 | 0.00 | 0.00 | 0.00 | 0.00 | 0 % | |
| Due from Officers and Employees | 1030502000 | 0.00 | 3,921.18 | 5,490.03 | 1,764.72 | 0.00 | 11,175.93 | 11,175.93 | 0.00 | 11,175.93 | 11,175.93 | 0 % | |
| Advances for Special Disbursing Officer | 1990103000 | 0.00 | 974.00 | 6,429.10 | 3,879.00 | 41,804.46 | 53,086.56 | 53,086.56 | 0.00 | 53,086.56 | 53,086.56 | 0 % | |
| Advances to Officers and Employees | 1990104000 | 0.00 | 0.00 | 1,986.00 | 0.00 | 4,877.50 | 6,863.50 | 6,863.50 | 0.00 | 6,863.50 | 6,863.50 | 0 % | |
| Region VI - Western Visayas | | 0.00 | 279,128.93 | 257,636.90 | 179,311.75 | 184,261.45 | 900,339.03 | 307,339.03 | 593,000.00 | 900,339.03 | 900,339.03 | 0 % | |
| Receivables - Disallowances/Charges | 1030501000 | 0.00 | 3,437.71 | 0.00 | 0.00 | 0.00 | 3,437.71 | 3,437.71 | 0.00 | 3,437.71 | 3,437.71 | 0 % | |
| Advances for Payroll | 1990102000 | 0.00 | 121,474.79 | 0.00 | 0.00 | 0.00 | 121,474.79 | 121,474.79 | 0.00 | 121,474.79 | 121,474.79 | 0 % | |
| Advances for Special Disbursing Officer | 1990103000 | 0.00 | 13,196.43 | 76,147.90 | 36,711.75 | 36,414.95 | 162,471.03 | 162,471.03 | 0.00 | 162,471.03 | 162,471.03 | 0 % | |
| Advances to Officers and Employees | 1990104000 | 0.00 | 3,020.00 | 6,989.00 | 600.00 | 9,346.50 | 19,955.50 | 19,955.50 | 0.00 | 19,955.50 | 19,955.50 | 0 % | |
| Trust Liabilities | 2040101000 | 0.00 | 138,000.00 | 174,500.00 | 142,000.00 | 138,500.00 | 593,000.00 | 0.00 | 593,000.00 | 593,000.00 | 593,000.00 | 0 % | |
| Region VII - Central Visayas | | 0.00 | 4,842.47 | 19,592.25 | 15,046.52 | 15,496.61 | 54,977.85 | 54,977.85 | 0.00 | 54,977.85 | 54,977.85 | 0 % | |
| Petty Cash | 1010102000 | 0.00 | 0.00 | 129.32 | 0.00 | 0.00 | 129.32 | 129.32 | 0.00 | 129.32 | 129.32 | 0 % | |
| Other Receivables | 1030599000 | 0.00 | 0.00 | 0.00 | 291.31 | 0.00 | 291.31 | 291.31 | 0.00 | 291.31 | 291.31 | 0 % | |
| Advances for Special Disbursing Officer | 1990103000 | 0.00 | 4,842.47 | 15,141.93 | 12,867.71 | 11,819.11 | 44,671.22 | 44,671.22 | 0.00 | 44,671.22 | 44,671.22 | 0 % | |
| Advances to Officers and Employees | 1990104000 | 0.00 | 0.00 | 4,321.00 | 1,887.50 | 3,677.50 | 9,886.00 | 9,886.00 | 0.00 | 9,886.00 | 9,886.00 | 0 % | |
| Region VIII - Eastern Visayas | | 0.00 | 0.00 | 0.00 | 0.00 | 376.00 | 376.00 | 376.00 | 0.00 | 376.00 | 376.00 | 0 % | |
| Advances to Officers and Employees | 1990104000 | 0.00 | 0.00 | 0.00 | 0.00 | 376.00 | 376.00 | 376.00 | 0.00 | 376.00 | 376.00 | 0 % | |
| Region IX - Zamboanga Peninsula | | 0.00 | 0.00 | 10,800.00 | 44,100.00 | 147,080.00 | 201,980.00 | 201,980.00 | 0.00 | 201,980.00 | 201,980.00 | 0 % | |
| Receivables - Disallowances/Charges | 1030501000 | 0.00 | 0.00 | 10,800.00 | 44,100.00 | 146,000.00 | 200,900.00 | 200,900.00 | 0.00 | 200,900.00 | 200,900.00 | 0 % | |
| Government Equity | 3010101000 | 0.00 | 0.00 | 0.00 | 0.00 | 1,080.00 | 1,080.00 | 1,080.00 | 0.00 | 1,080.00 | 1,080.00 | 0 % | |
| Region X - Northern Mindanao | | 0.00 | 24,651.13 | 74,502.69 | 9,197.80 | 71,770.23 | 180,121.85 | 180,121.85 | 0.00 | 180,121.85 | 180,121.85 | 0 % | |
| Receivables - Disallowances/Charges | 1030501000 | 0.00 | 7,117.80 | 7,117.80 | 7,117.80 | 7,117.80 | 28,471.20 | 28,471.20 | 0.00 | 28,471.20 | 28,471.20 | 0 % | |
| Due from Officers and Employees | 1030502000 | 0.00 | 16,633.33 | 0.00 | 0.00 | 0.00 | 16,633.33 | 16,633.33 | 0.00 | 16,633.33 | 16,633.33 | 0 % | |
| Other Receivables | 1030599000 | 0.00 | 0.00 | 61,224.89 | 0.00 | 61,558.43 | 122,783.32 | 122,783.32 | 0.00 | 122,783.32 | 122,783.32 | 0 % | |
| Advances for Special Disbursing Officer | 1990103000 | 0.00 | 0.00 | 0.00 | 0.00 | 2,194.00 | 2,194.00 | 2,194.00 | 0.00 | 2,194.00 | 2,194.00 | 0 % | |
| Advances to Officers and Employees | 1990104000 | 0.00 | 900.00 | 6,160.00 | 2,080.00 | 900.00 | 10,040.00 | 10,040.00 | 0.00 | 10,040.00 | 10,040.00 | 0 % | |
| Region XI - Davao | | 0.00 | 61,958.09 | 12,915.27 | 8,921.65 | 14,277.00 | 98,072.01 | 98,052.01 | 0.00 | 98,052.01 | 98,072.01 | 0 % | |
| Receivables - Disallowances/Charges | 1030501000 | 0.00 | 29,645.46 | 3,000.00 | 0.00 | 2,000.00 | 34,645.46 | 34,645.46 | 0.00 | 34,645.46 | 34,645.46 | 0 % | |
| Due from Officers and Employees | 1030502000 | 0.00 | 20,152.63 | 3,090.27 | 2,000.00 | 4,150.00 | 29,392.90 | 29,392.90 | 0.00 | 29,392.90 | 29,392.90 | 0 % | |
| Advances for Special Disbursing Officer | 1990103000 | 0.00 | 8,840.00 | 3,785.00 | 4,021.65 | 5,007.00 | 21,653.65 | 21,653.65 | 0.00 | 21,653.65 | 21,653.65 | 0 % | |
| Due to NGAs | 2020105000 | 0.00 | 3,320.00 | 3,040.00 | 2,900.00 | 3,120.00 | 12,380.00 | 12,360.00 | 0.00 | 12,360.00 | 12,380.00 | 0 % | |
| Region XIII - CARAGA | | 0.00 | 171,521.00 | 123,988.68 | 125,875.44 | 154,308.90 | 575,694.02 | 575,694.02 | 0.00 | 575,694.02 | 575,694.02 | 0 % | |
| Receivables - Disallowances/Charges | 1030501000 | 0.00 | 103,521.00 | 113,052.68 | 121,785.44 | 99,600.00 | 437,959.12 | 437,959.12 | 0.00 | 437,959.12 | 437,959.12 | 0 % | |
| Due from Officers and Employees | 1030502000 | 0.00 | 68,000.00 | 0.00 | 0.00 | 0.00 | 68,000.00 | 68,000.00 | 0.00 | 68,000.00 | 68,000.00 | 0 % | |
| Advances to Officers and Employees | 1990104000 | 0.00 | 0.00 | 10,936.00 | 4,090.00 | 54,708.90 | 69,734.90 | 69,734.90 | 0.00 | 69,734.90 | 69,734.90 | 0 % | |


| Classification/Sources of Revenue and Other Receipts | UACS Code | REVENUE TARGET (Annual) per BESF | Actual Revenue and Other Receipts Collections | | | | | Cumulative Remittance/Deposits to Date | | | Variance | | Remarks |
|---|------------|----------------------------------|---|-----------------------|-----------------------|-----------------------|-------------------------|--|---------------------|-------------------------|-----------------------|-------------|---------|
| | | | 1st Quarter | 2nd Quarter | 3rd Quarter | 4th Quarter | Total | Remittance to BTr | Deposited with AGDB | Total | Amount | % | |
| 1 | 2 | 3 | 4 | 5 | 6 | 7 | 8=(4+5+6+7) | 9 | 10 | 11=(9+10) | 12=(8-3) | 13=(12/3) | 14 |
| Non-Cash Receipts | | 0.00 | 1,500.00 | 23,847.89 | 1,500.00 | 63,318.13 | 90,166.02 | 48,136.62 | 0.00 | 48,136.62 | 90,166.02 | 0 % | |
| Collections effected through outright deductions from claims | | 0.00 | 1,500.00 | 23,847.89 | 1,500.00 | 63,318.13 | 90,166.02 | 48,136.62 | 0.00 | 48,136.62 | 90,166.02 | 0 % | |
| Region II - Cagayan Valley | | 0.00 | 0.00 | 0.00 | 0.00 | 42,029.40 | 42,029.40 | 0.00 | 0.00 | 0.00 | 42,029.40 | 0 % | |
| Due from Officers and Employees | 1030502000 | 0.00 | 0.00 | 0.00 | 0.00 | 42,029.40 | 42,029.40 | 0.00 | 0.00 | 0.00 | 42,029.40 | 0 % | |
| Region VII - Central Visayas | | 0.00 | 0.00 | 20,765.00 | 0.00 | 1,678.26 | 22,443.26 | 22,443.26 | 0.00 | 22,443.26 | 22,443.26 | 0 % | |
| Due from Officers and Employees | 1030502000 | 0.00 | 0.00 | 20,765.00 | 0.00 | 1,678.26 | 22,443.26 | 22,443.26 | 0.00 | 22,443.26 | 22,443.26 | 0 % | |
| Region XI - Davao | | 0.00 | 1,500.00 | 3,082.89 | 1,500.00 | 19,610.47 | 25,693.36 | 25,693.36 | 0.00 | 25,693.36 | 25,693.36 | 0 % | |
| Due from Officers and Employees | 1030502000 | 0.00 | 1,500.00 | 3,082.89 | 1,500.00 | 19,610.47 | 25,693.36 | 25,693.36 | 0.00 | 25,693.36 | 25,693.36 | 0 % | |
| GRAND TOTAL | | 1,724,783,114.00 | 224,365,753.53 | 691,572,649.79 | 960,615,993.56 | 297,252,536.94 | 2,173,806,933.82 | 2,172,851,238.42 | 910,500.00 | 2,173,761,738.42 | 449,023,819.82 | 26 % | |

This report was generated using the Unified Reporting System.

Certified Correct:


 SHANYLALE G. DIONISIO
 Chief, Accounting Section

Recommending Approval By:


 GLORIA D. MENDOZA
 Chief, Financial and Management Division

Approved By:


 ATTY. DANILO U. UYKIENG
 OIC, Director

QUARTERLY REPORT OF REVENUE AND OTHER RECEIPTS
As at the Quarter Ending December 31, 2023



Department : Department of Environment and Natural Resources (DENR)
 Agency/Entity : Mines and Geosciences Bureau
 Region : ALL
 Operating Unit : ALL
 Fund Cluster : 03 - Special Account - Locally Funded/Domestic Grants Fund

| Classification/Sources of Revenue and Other Receipts | UACS Code | REVENUE TARGET (Annual) per BESF | Actual Revenue and Other Receipts Collections | | | | | Cumulative Remittance/Deposits to Date | | | Variance | | Remarks |
|--|------------|----------------------------------|---|----------------------|-----------------------|----------------------|-----------------------|--|---------------------|-----------------------|----------------------|-------------|---------|
| | | | 1st Quarter | 2nd Quarter | 3rd Quarter | 4th Quarter | Total | Remittance to BTr | Deposited with AGDB | Total | Amount | % | |
| 1 | 2 | 3 | 4 | 5 | 6 | 7 | 8=(4+5+6+7) | 9 | 10 | 11=(9+10) | 12=(8-3) | 13=(12/3) | 14 |
| Special Account - Locally Funded/Domestic Grants Fund | | 180,826,395.00 | 20,601,499.08 | 72,673,744.31 | 102,771,416.06 | 29,868,976.20 | 225,915,635.65 | 225,912,635.65 | 0.00 | 225,912,635.65 | 45,089,240.65 | 25 % | |
| Revenue Collections | | 180,826,395.00 | 20,576,765.42 | 72,625,032.64 | 102,676,971.42 | 29,828,448.02 | 225,707,217.50 | 225,707,217.50 | 0.00 | 225,707,217.50 | 44,880,822.50 | 25 % | |
| Cash Revenue | | 180,826,395.00 | 20,576,765.42 | 72,625,032.64 | 102,676,971.42 | 29,828,448.02 | 225,707,217.50 | 225,707,217.50 | 0.00 | 225,707,217.50 | 44,880,822.50 | 25 % | |
| Non-Tax | | 180,826,395.00 | 20,576,765.42 | 72,625,032.64 | 102,676,971.42 | 29,828,448.02 | 225,707,217.50 | 225,707,217.50 | 0.00 | 225,707,217.50 | 44,880,822.50 | 25 % | |
| Share from National Wealth | 4040101000 | 180,826,395.00 | 20,576,765.42 | 72,625,032.64 | 102,676,971.42 | 29,828,448.02 | 225,707,217.50 | 225,707,217.50 | 0.00 | 225,707,217.50 | 44,880,822.50 | 25 % | |
| Non-Revenue Collections/Other Receipts | | 0.00 | 24,733.66 | 48,711.67 | 94,444.64 | 40,528.18 | 208,418.15 | 205,418.15 | 0.00 | 205,418.15 | 208,418.15 | 0 % | |
| Cash Receipts | | 0.00 | 24,733.66 | 48,711.67 | 94,444.64 | 37,528.18 | 205,418.15 | 205,418.15 | 0.00 | 205,418.15 | 205,418.15 | 0 % | |
| Others | | 0.00 | 24,733.66 | 48,711.67 | 94,444.64 | 37,528.18 | 205,418.15 | 205,418.15 | 0.00 | 205,418.15 | 205,418.15 | 0 % | |
| Due from Officers and Employees | 1030502000 | 0.00 | 0.00 | 1,319.00 | 0.00 | 1,500.00 | 2,819.00 | 2,819.00 | 0.00 | 2,819.00 | 2,819.00 | 0 % | |
| Other Receivables | 1030599000 | 0.00 | 0.00 | 0.00 | 25.08 | 520.80 | 545.88 | 545.88 | 0.00 | 545.88 | 545.88 | 0 % | |
| Advances for Special Disbursing Officer | 1990103000 | 0.00 | 24,733.66 | 39,142.67 | 44,394.56 | 15,373.38 | 123,644.27 | 123,644.27 | 0.00 | 123,644.27 | 123,644.27 | 0 % | |
| Advances to Officers and Employees | 1990104000 | 0.00 | 0.00 | 8,250.00 | 50,025.00 | 19,964.00 | 78,239.00 | 78,239.00 | 0.00 | 78,239.00 | 78,239.00 | 0 % | |
| Other Professional Services | 5021199000 | 0.00 | 0.00 | 0.00 | 0.00 | 170.00 | 170.00 | 170.00 | 0.00 | 170.00 | 170.00 | 0 % | |
| Non-Cash Receipts | | 0.00 | 0.00 | 0.00 | 0.00 | 3,000.00 | 3,000.00 | 0.00 | 0.00 | 0.00 | 3,000.00 | 0 % | |
| Collections effected through outright deductions from claims | | 0.00 | 0.00 | 0.00 | 0.00 | 3,000.00 | 3,000.00 | 0.00 | 0.00 | 0.00 | 3,000.00 | 0 % | |
| Due from Officers and Employees | 1030502000 | 0.00 | 0.00 | 0.00 | 0.00 | 3,000.00 | 3,000.00 | 0.00 | 0.00 | 0.00 | 3,000.00 | 0 % | |
| GRAND TOTAL | | 180,826,395.00 | 20,601,499.08 | 72,673,744.31 | 102,771,416.06 | 29,868,976.20 | 225,915,635.65 | 225,912,635.65 | 0.00 | 225,912,635.65 | 45,089,240.65 | 25 % | |

This report was generated using the Unified Reporting System.

Certified Correct:

SHAN LALE G. DIONISIO
 Chief, Accounting Section

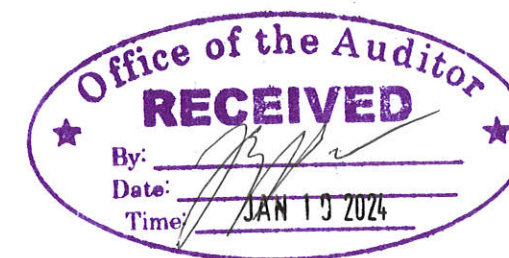
Recommending Approval By:

GLORIA D. MENDOZA
 Chief, Financial and Management Division

Approved By:

ATTY. DANILO U. UYKIENG
 OIC, Director

QUARTERLY REPORT OF REVENUE AND OTHER RECEIPTS
As at the Quarter Ending December 31, 2023



Department : Department of Environment and Natural Resources (DENR)
 Agency/Entity : Mines and Geosciences Bureau
 Region : ALL
 Operating Unit : ALL
 Fund Cluster : 03 - Special Account - Locally Funded/Domestic Grants Fund

| Classification/Sources of Revenue and Other Receipts | UACS Code | REVENUE TARGET (Annual) per BESF | Actual Revenue and Other Receipts Collections | | | | | Cumulative Remittance/Deposits to Date | | | Variance | | Remarks |
|---|------------|----------------------------------|---|---------------|----------------|---------------|----------------|--|---------------------|----------------|----------------|-----------|---------|
| | | | 1st Quarter | 2nd Quarter | 3rd Quarter | 4th Quarter | Total | Remittance to BTr | Deposited with AGDB | Total | Amount | % | |
| 1 | 2 | 3 | 4 | 5 | 6 | 7 | 8=(4+5+6+7) | 9 | 10 | 11=(9+10) | 12=(8-3) | 13=(12/3) | 14 |
| Special Account - Locally Funded/Domestic Grants Fund | | 180,826,395.00 | 20,601,499.08 | 72,673,744.31 | 102,771,416.06 | 29,868,976.20 | 225,915,635.65 | 225,912,635.65 | 0.00 | 225,912,635.65 | 45,089,240.65 | 25 % | |
| Revenue Collections | | 180,826,395.00 | 20,576,765.42 | 72,625,032.64 | 102,676,971.42 | 29,828,448.02 | 225,707,217.50 | 225,707,217.50 | 0.00 | 225,707,217.50 | 44,880,822.50 | 25 % | |
| Cash Revenue | | 180,826,395.00 | 20,576,765.42 | 72,625,032.64 | 102,676,971.42 | 29,828,448.02 | 225,707,217.50 | 225,707,217.50 | 0.00 | 225,707,217.50 | 44,880,822.50 | 25 % | |
| Non-Tax | | 180,826,395.00 | 20,576,765.42 | 72,625,032.64 | 102,676,971.42 | 29,828,448.02 | 225,707,217.50 | 225,707,217.50 | 0.00 | 225,707,217.50 | 44,880,822.50 | 25 % | |
| National Capital Region (NCR) | | 826,395.00 | 82,150.00 | 0.00 | 0.00 | 199,340.00 | 281,490.00 | 281,490.00 | 0.00 | 281,490.00 | (544,905.00) | -66 % | |
| Share from National Wealth | 4040101000 | 826,395.00 | 82,150.00 | 0.00 | 0.00 | 199,340.00 | 281,490.00 | 281,490.00 | 0.00 | 281,490.00 | (544,905.00) | -66 % | |
| Region III - Central Luzon | | 10,000,000.00 | 5,343,123.73 | 151,664.46 | 674,939.37 | 1,800,747.48 | 7,970,475.04 | 7,970,475.04 | 0.00 | 7,970,475.04 | (2,029,524.96) | -20 % | |
| Share from National Wealth | 4040101000 | 10,000,000.00 | 5,343,123.73 | 151,664.46 | 674,939.37 | 1,800,747.48 | 7,970,475.04 | 7,970,475.04 | 0.00 | 7,970,475.04 | (2,029,524.96) | -20 % | |
| Region IVA - CALABARZON | | 0.00 | 0.00 | 0.00 | 2,553,567.83 | 0.00 | 2,553,567.83 | 2,553,567.83 | 0.00 | 2,553,567.83 | 2,553,567.83 | 0 % | |
| Share from National Wealth | 4040101000 | 0.00 | 0.00 | 0.00 | 2,553,567.83 | 0.00 | 2,553,567.83 | 2,553,567.83 | 0.00 | 2,553,567.83 | 2,553,567.83 | 0 % | |
| Region XIII - CARAGA | | 170,000,000.00 | 15,151,491.69 | 72,473,368.18 | 99,448,464.22 | 27,828,360.54 | 214,901,684.63 | 214,901,684.63 | 0.00 | 214,901,684.63 | 44,901,684.63 | 26 % | |
| Share from National Wealth | 4040101000 | 170,000,000.00 | 15,151,491.69 | 72,473,368.18 | 99,448,464.22 | 27,828,360.54 | 214,901,684.63 | 214,901,684.63 | 0.00 | 214,901,684.63 | 44,901,684.63 | 26 % | |
| Non-Revenue Collections/Other Receipts | | 0.00 | 24,733.66 | 48,711.67 | 94,444.64 | 40,528.18 | 208,418.15 | 205,418.15 | 0.00 | 205,418.15 | 208,418.15 | 0 % | |
| Cash Receipts | | 0.00 | 24,733.66 | 48,711.67 | 94,444.64 | 37,528.18 | 205,418.15 | 205,418.15 | 0.00 | 205,418.15 | 205,418.15 | 0 % | |
| Others | | 0.00 | 24,733.66 | 48,711.67 | 94,444.64 | 37,528.18 | 205,418.15 | 205,418.15 | 0.00 | 205,418.15 | 205,418.15 | 0 % | |
| National Capital Region (NCR) | | 0.00 | 24,733.66 | 26,766.77 | 59,687.06 | 6,208.45 | 117,395.94 | 117,395.94 | 0.00 | 117,395.94 | 117,395.94 | 0 % | |
| Other Receivables | 1030599000 | 0.00 | 0.00 | 0.00 | 0.00 | 520.80 | 520.80 | 520.80 | 0.00 | 520.80 | 520.80 | 0 % | |
| Advances for Special Disbursing Officer | 1990103000 | 0.00 | 24,733.66 | 26,766.77 | 37,337.06 | 4,521.65 | 93,359.14 | 93,359.14 | 0.00 | 93,359.14 | 93,359.14 | 0 % | |
| Advances to Officers and Employees | 1990104000 | 0.00 | 0.00 | 0.00 | 22,350.00 | 1,166.00 | 23,516.00 | 23,516.00 | 0.00 | 23,516.00 | 23,516.00 | 0 % | |
| Region II - Cagayan Valley | | 0.00 | 0.00 | 9,569.00 | 0.00 | 1,500.00 | 11,069.00 | 11,069.00 | 0.00 | 11,069.00 | 11,069.00 | 0 % | |
| Due from Officers and Employees | 1030502000 | 0.00 | 0.00 | 1,319.00 | 0.00 | 1,500.00 | 2,819.00 | 2,819.00 | 0.00 | 2,819.00 | 2,819.00 | 0 % | |
| Advances to Officers and Employees | 1990104000 | 0.00 | 0.00 | 8,250.00 | 0.00 | 0.00 | 8,250.00 | 8,250.00 | 0.00 | 8,250.00 | 8,250.00 | 0 % | |
| Region IVA - CALABARZON | | 0.00 | 0.00 | 969.00 | 497.00 | 660.00 | 2,126.00 | 2,126.00 | 0.00 | 2,126.00 | 2,126.00 | 0 % | |
| Advances for Special Disbursing Officer | 1990103000 | 0.00 | 0.00 | 969.00 | 497.00 | 660.00 | 2,126.00 | 2,126.00 | 0.00 | 2,126.00 | 2,126.00 | 0 % | |
| Region IVB - MIMAROPA | | 0.00 | 0.00 | 0.00 | 27,675.00 | 28,243.75 | 55,918.75 | 55,918.75 | 0.00 | 55,918.75 | 55,918.75 | 0 % | |
| Advances for Special Disbursing Officer | 1990103000 | 0.00 | 0.00 | 0.00 | 0.00 | 9,445.75 | 9,445.75 | 9,445.75 | 0.00 | 9,445.75 | 9,445.75 | 0 % | |
| Advances to Officers and Employees | 1990104000 | 0.00 | 0.00 | 0.00 | 27,675.00 | 18,798.00 | 46,473.00 | 46,473.00 | 0.00 | 46,473.00 | 46,473.00 | 0 % | |
| Region V - Bicol | | 0.00 | 0.00 | 164.20 | 0.00 | 745.98 | 910.18 | 910.18 | 0.00 | 910.18 | 910.18 | 0 % | |
| Advances for Special Disbursing Officer | 1990103000 | 0.00 | 0.00 | 164.20 | 0.00 | 745.98 | 910.18 | 910.18 | 0.00 | 910.18 | 910.18 | 0 % | |
| Region VII - Central Visayas | | 0.00 | 0.00 | 10,031.36 | 6,585.58 | 0.00 | 16,616.94 | 16,616.94 | 0.00 | 16,616.94 | 16,616.94 | 0 % | |
| Other Receivables | 1030599000 | 0.00 | 0.00 | 0.00 | 25.08 | 0.00 | 25.08 | 25.08 | 0.00 | 25.08 | 25.08 | 0 % | |
| Advances for Special Disbursing Officer | 1990103000 | 0.00 | 0.00 | 10,031.36 | 6,560.50 | 0.00 | 16,591.86 | 16,591.86 | 0.00 | 16,591.86 | 16,591.86 | 0 % | |


| Classification/Sources of Revenue and Other Receipts | UACS Code | REVENUE TARGET (Annual) per BESF | Actual Revenue and Other Receipts Collections | | | | | Cumulative Remittance/Deposits to Date | | | Variance | | Remarks |
|--|------------|----------------------------------|---|----------------------|-----------------------|----------------------|-----------------------|--|---------------------|-----------------------|----------------------|-------------|---------|
| | | | 1st Quarter | 2nd Quarter | 3rd Quarter | 4th Quarter | Total | Remittance to BTr | Deposited with AGDB | Total | Amount | % | |
| 1 | 2 | 3 | 4 | 5 | 6 | 7 | 8=(4+5+6+7) | 9 | 10 | 11=(9+10) | 12=(8-3) | 13=(12/3) | 14 |
| Region X - Northern Mindanao | | 0.00 | 0.00 | 0.00 | 0.00 | 170.00 | 170.00 | 170.00 | 0.00 | 170.00 | 170.00 | 0 % | |
| Other Professional Services | 5021199000 | 0.00 | 0.00 | 0.00 | 0.00 | 170.00 | 170.00 | 170.00 | 0.00 | 170.00 | 170.00 | 0 % | |
| Region XI - Davao | | 0.00 | 0.00 | 1,211.34 | 0.00 | 0.00 | 1,211.34 | 1,211.34 | 0.00 | 1,211.34 | 1,211.34 | 0 % | |
| Advances for Special Disbursing Officer | 1990103000 | 0.00 | 0.00 | 1,211.34 | 0.00 | 0.00 | 1,211.34 | 1,211.34 | 0.00 | 1,211.34 | 1,211.34 | 0 % | |
| Non-Cash Receipts | | 0.00 | 0.00 | 0.00 | 0.00 | 3,000.00 | 3,000.00 | 0.00 | 0.00 | 0.00 | 3,000.00 | 0 % | |
| Collections effected through outright deductions from claims | | 0.00 | 0.00 | 0.00 | 0.00 | 3,000.00 | 3,000.00 | 0.00 | 0.00 | 0.00 | 3,000.00 | 0 % | |
| Region II - Cagayan Valley | | 0.00 | 0.00 | 0.00 | 0.00 | 3,000.00 | 3,000.00 | 0.00 | 0.00 | 0.00 | 3,000.00 | 0 % | |
| Due from Officers and Employees | 1030502000 | 0.00 | 0.00 | 0.00 | 0.00 | 3,000.00 | 3,000.00 | 0.00 | 0.00 | 0.00 | 3,000.00 | 0 % | |
| GRAND TOTAL | | 180,826,395.00 | 20,601,499.08 | 72,673,744.31 | 102,771,416.06 | 29,868,976.20 | 225,915,635.65 | 225,912,635.65 | 0.00 | 225,912,635.65 | 45,089,240.65 | 25 % | |

This report was generated using the Unified Reporting System.

Certified Correct:


 SHANYLALE G. DIONISIO
 Chief, Accounting Section

Recommending Approval By:


 GLORIA D. MENDOZA
 Chief, Financial and Management Division

Approved By:


 ATTY. DANILO U. UYKIENG
 OIC, Director

QUARTERLY REPORT OF REVENUE AND OTHER RECEIPTS
As at the Quarter Ending December 31, 2023



Department : Department of Environment and Natural Resources (DENR)
 Agency/Entity : Mines and Geosciences Bureau
 Region : ALL
 Operating Unit : ALL
 Fund Cluster : 04 - Special Account - Foreign Assisted/Foreign Grants Fund

| Classification/Sources of Revenue and Other Receipts | UACS Code | REVENUE TARGET (Annual) per BESF | Actual Revenue and Other Receipts Collections | | | | | Cumulative Remittance/Deposits to Date | | | Variance | | Remarks |
|--|------------|----------------------------------|---|-------------|----------------------|-----------------|----------------------|--|----------------------|----------------------|----------------------|------------|---------|
| | | | 1st Quarter | 2nd Quarter | 3rd Quarter | 4th Quarter | Total | Remittance to BTr | Deposited with AGDB | Total | Amount | % | |
| 1 | 2 | 3 | 4 | 5 | 6 | 7 | 8=(4+5+6+7) | 9 | 10 | 11=(9+10) | 12=(8-3) | 13=(12/3) | 14 |
| Special Account - Foreign Assisted/Foreign Grants Fund | | 0.00 | 0.00 | 0.00 | 12,184,484.88 | 1,398.00 | 12,185,882.88 | 0.00 | 12,185,882.88 | 12,185,882.88 | 12,185,882.88 | 0 % | |
| Non-Revenue Collections/Other Receipts | | 0.00 | 0.00 | 0.00 | 12,184,484.88 | 1,398.00 | 12,185,882.88 | 0.00 | 12,185,882.88 | 12,185,882.88 | 12,185,882.88 | 0 % | |
| Cash Receipts | | 0.00 | 0.00 | 0.00 | 12,184,484.88 | 1,398.00 | 12,185,882.88 | 0.00 | 12,185,882.88 | 12,185,882.88 | 12,185,882.88 | 0 % | |
| Others | | 0.00 | 0.00 | 0.00 | 12,184,484.88 | 1,398.00 | 12,185,882.88 | 0.00 | 12,185,882.88 | 12,185,882.88 | 12,185,882.88 | 0 % | |
| Advances for Special Disbursing Officer | 1990103000 | 0.00 | 0.00 | 0.00 | 0.00 | 1,398.00 | 1,398.00 | 0.00 | 1,398.00 | 1,398.00 | 1,398.00 | 0 % | |
| Income from Grants and Donations in Cash | 4040201000 | 0.00 | 0.00 | 0.00 | 12,184,484.88 | 0.00 | 12,184,484.88 | 0.00 | 12,184,484.88 | 12,184,484.88 | 12,184,484.88 | 0 % | |
| GRAND TOTAL | | 0.00 | 0.00 | 0.00 | 12,184,484.88 | 1,398.00 | 12,185,882.88 | 0.00 | 12,185,882.88 | 12,185,882.88 | 12,185,882.88 | 0 % | |

This report was generated using the Unified Reporting System.

Certified Correct:

SHANYLALE G. DIONISIO
 Chief, Accounting Section

Recommending Approval By:

GLORIA D. MENDOZA
 Chief, Financial and Management Division

Approved By:

ATTY. DANILO U. UYKIENG
 OIC, Director

QUARTERLY REPORT OF REVENUE AND OTHER RECEIPTS
As at the Quarter Ending December 31, 2023



Department : Department of Environment and Natural Resources (DENR)
 Agency/Entity : Mines and Geosciences Bureau
 Region : ALL
 Operating Unit : ALL
 Fund Cluster : 04 - Special Account - Foreign Assisted/Foreign Grants Fund

| Classification/Sources of Revenue and Other Receipts | UACS Code | REVENUE TARGET (Annual) per BESF | Actual Revenue and Other Receipts Collections | | | | | Cumulative Remittance/Deposits to Date | | | Variance | | Remarks |
|--|------------|----------------------------------|---|-------------|----------------------|-----------------|----------------------|--|----------------------|----------------------|----------------------|------------|---------|
| | | | 1st Quarter | 2nd Quarter | 3rd Quarter | 4th Quarter | Total | Remittance to BTr | Deposited with AGDB | Total | Amount | % | |
| 1 | 2 | 3 | 4 | 5 | 6 | 7 | 8=(4+5+6+7) | 9 | 10 | 11=(9+10) | 12=(8-3) | 13=(12/3) | 14 |
| Special Account - Foreign Assisted/Foreign Grants Fund | | 0.00 | 0.00 | 0.00 | 12,184,484.88 | 1,398.00 | 12,185,882.88 | 0.00 | 12,185,882.88 | 12,185,882.88 | 12,185,882.88 | 0 % | |
| Non-Revenue Collections/Other Receipts | | 0.00 | 0.00 | 0.00 | 12,184,484.88 | 1,398.00 | 12,185,882.88 | 0.00 | 12,185,882.88 | 12,185,882.88 | 12,185,882.88 | 0 % | |
| Cash Receipts | | 0.00 | 0.00 | 0.00 | 12,184,484.88 | 1,398.00 | 12,185,882.88 | 0.00 | 12,185,882.88 | 12,185,882.88 | 12,185,882.88 | 0 % | |
| Others | | 0.00 | 0.00 | 0.00 | 12,184,484.88 | 1,398.00 | 12,185,882.88 | 0.00 | 12,185,882.88 | 12,185,882.88 | 12,185,882.88 | 0 % | |
| National Capital Region (NCR) | | 0.00 | 0.00 | 0.00 | 12,184,484.88 | 1,398.00 | 12,185,882.88 | 0.00 | 12,185,882.88 | 12,185,882.88 | 12,185,882.88 | 0 % | |
| Advances for Special Disbursing Officer | 1990103000 | 0.00 | 0.00 | 0.00 | 0.00 | 1,398.00 | 1,398.00 | 0.00 | 1,398.00 | 1,398.00 | 1,398.00 | 0 % | |
| Income from Grants and Donations in Cash | 4040201000 | 0.00 | 0.00 | 0.00 | 12,184,484.88 | 0.00 | 12,184,484.88 | 0.00 | 12,184,484.88 | 12,184,484.88 | 12,184,484.88 | 0 % | |
| GRAND TOTAL | | 0.00 | 0.00 | 0.00 | 12,184,484.88 | 1,398.00 | 12,185,882.88 | 0.00 | 12,185,882.88 | 12,185,882.88 | 12,185,882.88 | 0 % | |

This report was generated using the Unified Reporting System.

Certified Correct:

SHANYLALE G. DIONISIO
 Chief, Accounting Section

Recommending Approval By:

GLORIA D. MENDOZA
 Chief, Financial and Management Division

Approved By:

ATTY. DANILO U. UYKIENG
 OIC, Director

QUARTERLY REPORT OF REVENUE AND OTHER RECEIPTS
As at the Quarter Ending December 31, 2023



Department : Department of Environment and Natural Resources (DENR)
 Agency/Entity : Mines and Geosciences Bureau
 Region : ALL
 Operating Unit : ALL
 Fund Cluster : 07 - Trust Receipts

| Classification/Sources of Revenue and Other Receipts | UACS Code | REVENUE TARGET (Annual) per BESF | Actual Revenue and Other Receipts Collections | | | | | Cumulative Remittance/Deposits to Date | | | Variance | | Remarks |
|---|-----------|----------------------------------|---|---------------------|-------------------|-----------------|---------------------|--|---------------------|---------------------|---------------------|------------|---------|
| | | | 1st Quarter | 2nd Quarter | 3rd Quarter | 4th Quarter | Total | Remittance to BTr | Deposited with AGDB | Total | Amount | % | |
| 1 | 2 | 3 | 4 | 5 | 6 | 7 | 8=(4+5+6+7) | 9 | 10 | 11=(9+10) | 12=(8-3) | 13=(12/3) | 14 |
| Trust Receipts | | 0.00 | 5,240,638.07 | 1,988,015.11 | 100,899.40 | 6,980.00 | 7,336,532.58 | 2,336,532.58 | 5,000,000.00 | 7,336,532.58 | 7,336,532.58 | 0 % | |
| Inter-Agency Transferred Funds (IATF) Deposited with the National | | 0.00 | 4,900,000.00 | 1,972,255.86 | 0.00 | 0.00 | 6,872,255.86 | 1,872,255.86 | 5,000,000.00 | 6,872,255.86 | 6,872,255.86 | 0 % | |
| Due to NGAs | | 0.00 | 4,900,000.00 | 1,972,255.86 | 0.00 | 0.00 | 6,872,255.86 | 1,872,255.86 | 5,000,000.00 | 6,872,255.86 | 6,872,255.86 | 0 % | |
| Other Trust Receipts Deposited with the National Treasury | | 0.00 | 340,638.07 | 15,759.25 | 100,899.40 | 6,980.00 | 464,276.72 | 464,276.72 | 0.00 | 464,276.72 | 464,276.72 | 0 % | |
| PD 1856 | | 0.00 | 300.00 | 360.00 | 300.00 | 180.00 | 1,140.00 | 1,140.00 | 0.00 | 1,140.00 | 1,140.00 | 0 % | |
| Guaranty/Security Deposits Payable - Performance Bond | | 0.00 | 317,144.50 | 6,240.00 | 2,200.00 | 6,800.00 | 332,384.50 | 332,384.50 | 0.00 | 332,384.50 | 332,384.50 | 0 % | |
| Advances to Officers and Employees | | 0.00 | 5,850.00 | 600.00 | 4,462.00 | 0.00 | 10,912.00 | 10,912.00 | 0.00 | 10,912.00 | 10,912.00 | 0 % | |
| Advances for Special Disbursing Officer | | 0.00 | 6,920.70 | 0.00 | 21,422.25 | 0.00 | 28,342.95 | 28,342.95 | 0.00 | 28,342.95 | 28,342.95 | 0 % | |
| Petty Cash | | 0.00 | 10,422.87 | 7,172.00 | 72,312.63 | 0.00 | 89,907.50 | 89,907.50 | 0.00 | 89,907.50 | 89,907.50 | 0 % | |
| Accounts Receivable | | 0.00 | 0.00 | 1,387.25 | 0.00 | 0.00 | 1,387.25 | 1,387.25 | 0.00 | 1,387.25 | 1,387.25 | 0 % | |
| Other Receivables | | 0.00 | 0.00 | 0.00 | 202.52 | 0.00 | 202.52 | 202.52 | 0.00 | 202.52 | 202.52 | 0 % | |
| GRAND TOTAL | | 0.00 | 5,240,638.07 | 1,988,015.11 | 100,899.40 | 6,980.00 | 7,336,532.58 | 2,336,532.58 | 5,000,000.00 | 7,336,532.58 | 7,336,532.58 | 0 % | |

This report was generated using the Unified Reporting System.

Certified Correct:

SHANYLALE G. DIONISIO
 Chief, Accounting Section

Recommending Approval By:

GLORIA D. MENDOZA
 Chief, Financial and Management Division

Approved By:

ATTY. DANILO U. UYKIENG
 OIC, Director

QUARTERLY REPORT OF REVENUE AND OTHER RECEIPTS
As at the Quarter Ending December 31, 2023



Department : Department of Environment and Natural Resources (DENR)
 Agency/Entity : Mines and Geosciences Bureau
 Region : ALL
 Operating Unit : ALL
 Fund Cluster : 07 - Trust Receipts

| Classification/Sources of Revenue and Other Receipts | UACS Code | REVENUE TARGET (Annual) per BESF | Actual Revenue and Other Receipts Collections | | | | | Cumulative Remittance/Deposits to Date | | | Variance | | Remarks |
|---|-----------|----------------------------------|---|---------------------|-------------------|-----------------|---------------------|--|---------------------|---------------------|---------------------|------------|---------|
| | | | 1st Quarter | 2nd Quarter | 3rd Quarter | 4th Quarter | Total | Remittance to BTr | Deposited with AGDB | Total | Amount | % | |
| 1 | 2 | 3 | 4 | 5 | 6 | 7 | 8=(4+5+6+7) | 9 | 10 | 11=(9+10) | 12=(8-3) | 13=(12/3) | 14 |
| Trust Receipts | | 0.00 | 5,240,638.07 | 1,988,015.11 | 100,899.40 | 6,980.00 | 7,336,532.58 | 2,336,532.58 | 5,000,000.00 | 7,336,532.58 | 7,336,532.58 | 0 % | |
| Inter-Agency Transferred Funds (IATF) Deposited with the National | | 0.00 | 4,900,000.00 | 1,972,255.86 | 0.00 | 0.00 | 6,872,255.86 | 1,872,255.86 | 5,000,000.00 | 6,872,255.86 | 6,872,255.86 | 0 % | |
| National Capital Region (NCR) | | 0.00 | 0.00 | 1,872,255.86 | 0.00 | 0.00 | 1,872,255.86 | 1,872,255.86 | 0.00 | 1,872,255.86 | 1,872,255.86 | 0 % | |
| Due to NGAs | | 0.00 | 0.00 | 1,872,255.86 | 0.00 | 0.00 | 1,872,255.86 | 1,872,255.86 | 0.00 | 1,872,255.86 | 1,872,255.86 | 0 % | |
| Region III - Central Luzon | | 0.00 | 4,900,000.00 | 100,000.00 | 0.00 | 0.00 | 5,000,000.00 | 0.00 | 5,000,000.00 | 5,000,000.00 | 5,000,000.00 | 0 % | |
| Due to NGAs | | 0.00 | 4,900,000.00 | 100,000.00 | 0.00 | 0.00 | 5,000,000.00 | 0.00 | 5,000,000.00 | 5,000,000.00 | 5,000,000.00 | 0 % | |
| Other Trust Receipts Deposited with the National Treasury | | 0.00 | 340,638.07 | 15,759.25 | 100,899.40 | 6,980.00 | 464,276.72 | 464,276.72 | 0.00 | 464,276.72 | 464,276.72 | 0 % | |
| National Capital Region (NCR) | | 0.00 | 340,358.07 | 15,419.25 | 100,599.40 | 6,880.00 | 463,256.72 | 463,256.72 | 0.00 | 463,256.72 | 463,256.72 | 0 % | |
| Guaranty/Security Deposits Payable - Performance Bond | | 0.00 | 317,144.50 | 6,240.00 | 2,200.00 | 6,800.00 | 332,384.50 | 332,384.50 | 0.00 | 332,384.50 | 332,384.50 | 0 % | |
| PD 1856 | | 0.00 | 20.00 | 20.00 | 0.00 | 80.00 | 120.00 | 120.00 | 0.00 | 120.00 | 120.00 | 0 % | |
| Advances to Officers and Employees | | 0.00 | 5,850.00 | 600.00 | 4,462.00 | 0.00 | 10,912.00 | 10,912.00 | 0.00 | 10,912.00 | 10,912.00 | 0 % | |
| Advances for Special Disbursing Officer | | 0.00 | 6,920.70 | 0.00 | 21,422.25 | 0.00 | 28,342.95 | 28,342.95 | 0.00 | 28,342.95 | 28,342.95 | 0 % | |
| Petty Cash | | 0.00 | 10,422.87 | 7,172.00 | 72,312.63 | 0.00 | 89,907.50 | 89,907.50 | 0.00 | 89,907.50 | 89,907.50 | 0 % | |
| Accounts Receivable | | 0.00 | 0.00 | 1,387.25 | 0.00 | 0.00 | 1,387.25 | 1,387.25 | 0.00 | 1,387.25 | 1,387.25 | 0 % | |
| Other Receivables | | 0.00 | 0.00 | 0.00 | 202.52 | 0.00 | 202.52 | 202.52 | 0.00 | 202.52 | 202.52 | 0 % | |
| Region IVA - CALABARZON | | 0.00 | 280.00 | 280.00 | 220.00 | 100.00 | 880.00 | 880.00 | 0.00 | 880.00 | 880.00 | 0 % | |
| PD 1856 | | 0.00 | 280.00 | 280.00 | 220.00 | 100.00 | 880.00 | 880.00 | 0.00 | 880.00 | 880.00 | 0 % | |
| Region VI - Western Visayas | | 0.00 | 0.00 | 60.00 | 80.00 | 0.00 | 140.00 | 140.00 | 0.00 | 140.00 | 140.00 | 0 % | |
| PD 1856 | | 0.00 | 0.00 | 60.00 | 80.00 | 0.00 | 140.00 | 140.00 | 0.00 | 140.00 | 140.00 | 0 % | |
| GRAND TOTAL | | 0.00 | 5,240,638.07 | 1,988,015.11 | 100,899.40 | 6,980.00 | 7,336,532.58 | 2,336,532.58 | 5,000,000.00 | 7,336,532.58 | 7,336,532.58 | 0 % | |

This report was generated using the Unified Reporting System.

Certified Correct:

SHANYLALE G. DIONISIO
 Chief, Accounting Section

Recommending Approval By:

GLORIA D. MENDOZA
 Chief, Financial and Management Division

Approved By:

ATTY. DANILO U. UYKIENG
 OIC, Director