

QUARTERLY REPORT OF REVENUE AND OTHER RECEIPTS
As at the Quarter Ending December 31, 2024



Department : Department of Environment and Natural Resources (DENR)
 Agency/Entity : Mines and Geosciences Bureau
 Region : ALL
 Division : ALL
 Operating Unit : ALL
 Fund Cluster : 01 - Regular Agency Fund

(e.g. UACS Fund Cluster: 01-Regular Agency Fund, 02-Foreign Assisted Projects Fund, 03-Special Account-Locally Funded/ Domestic Grants Fund, 04-Special Account-Foreign Assisted/Foreign Grants Fund, 05-Internally Generated Funds, 06-Business Related Funds and 07-Trust Receipts)

Classification/Sources of Revenue and Other Receipts	UACS Code	REVENUE TARGET (Annual) per BESF	Actual Revenue and Other Receipts Collections					Cumulative Remittance/Deposits to Date			Variance		Remarks
			1st Quarter	2nd Quarter	3rd Quarter	4th Quarter	Total	Remittance to BTr	Deposited with AGDB	Total	Amount	%	
1	2	3	4	5	6	7	8=(4+5+6+7)	9	10	11=(9+10)	12=(8-3)	13=(12/3)	14
Regular Agency Fund		1,773,286,558.00	102,837,337.84	1,852,689,349.26	968,347,264.46	325,931,485.27	3,249,805,436.83	3,235,470,619.09	1,590,300.00	3,237,060,919.09	1,482,429,869.83	84 %	
Revenue Collections		1,773,286,558.00	102,318,007.84	1,851,201,489.34	967,252,408.69	325,150,436.48	3,245,922,342.35	3,232,648,832.61	635,500.00	3,233,284,332.61	1,478,546,775.35	84 %	
Cash Revenue		1,773,286,558.00	102,318,007.84	1,851,201,489.34	967,252,408.69	325,150,436.48	3,245,922,342.35	3,232,648,832.61	635,500.00	3,233,284,332.61	1,478,546,775.35	84 %	
Non-Tax		1,773,286,558.00	102,318,007.84	1,851,201,489.34	967,252,408.69	325,150,436.48	3,245,922,342.35	3,232,648,832.61	635,500.00	3,233,284,332.61	1,478,546,775.35	84 %	
4020101099 - OTHER PERMIT FEES	4020101099	53,131,000.00	16,149,635.54	25,890,678.24	28,565,805.84	16,921,862.94	87,527,982.56	87,509,682.56	0.00	87,509,682.56	40,752,069.56	87 %	
4020107000 - SUPERVISION AND REGULATION ENFORCEMENT FEES	4020107000	43,609,000.00	11,858,074.30	13,089,028.16	13,810,077.78	21,370,945.90	60,128,126.14	60,086,626.14	0.00	60,086,626.14	16,088,850.14	37 %	
4020199099 - OTHER SERVICE INCOME	4020199099	4,109,000.00	725,955.00	664,350.00	709,213.00	909,765.00	3,009,283.00	3,007,153.00	0.00	3,007,153.00	(1,113,537.00)	-27 %	
4020205000 - RENT/LEASE INCOME	4020205000	0.00	1,500.00	3,000.00	3,000.00	9,000.00	16,500.00	16,500.00	0.00	16,500.00	16,500.00	0 %	
4040101000 - SHARE FROM NATIONAL WEALTH	4040101000	1,672,437,558.00	73,201,481.42	1,810,708,563.27	923,836,570.58	284,976,458.38	3,092,723,073.65	3,080,156,001.91	0.00	3,080,156,001.91	1,420,285,515.65	85 %	
4060102000 - SALE OF UNSERVICEABLE PROPERTY	4060102000	0.00	8,280.00	33,200.00	8,000.00	345,375.00	394,855.00	394,855.00	0.00	394,855.00	394,855.00	0 %	
4060999000 - MISCELLANEOUS INCOME	4060999000	0.00	373,081.58	812,669.67	319,741.49	617,029.26	2,122,522.00	1,478,014.00	635,500.00	2,113,514.00	2,122,522.00	0 %	
Non-Revenue Collections/Other Receipts		0.00	519,330.00	1,487,859.92	1,094,855.77	781,048.79	3,883,094.48	2,821,786.48	954,800.00	3,776,586.48	3,883,094.48	0 %	
Cash Receipts		0.00	519,330.00	1,487,859.92	904,639.65	628,544.98	3,540,374.55	2,566,060.55	954,800.00	3,520,860.55	3,540,374.55	0 %	
Others		0.00	519,330.00	1,487,859.92	904,639.65	628,544.98	3,540,374.55	2,566,060.55	954,800.00	3,520,860.55	3,540,374.55	0 %	
1010102000 - PETTY CASH	1010102000	0.00	0.00	1,486.50	0.00	1,840.80	3,327.30	3,327.30	0.00	3,327.30	3,327.30	0 %	
1010202024 - CASH IN BANK - LOCAL CURRENCY, CURRENT ACCOUNT - LAND BANK OF THE PHILIPPINES (LBP)	1010202024	0.00	0.00	0.00	0.00	10,000.00	10,000.00	10,000.00	0.00	10,000.00	10,000.00	0 %	
1030501000 - RECEIVABLES - DISALLOWANCES/CHARGES	1030501000	0.00	133,803.18	383,702.44	101,250.00	97,622.73	716,378.35	716,378.35	0.00	716,378.35	716,378.35	0 %	
1030502000 - DUE FROM OFFICERS AND EMPLOYEES	1030502000	0.00	7,271.86	98,820.00	73,234.40	18,961.82	198,288.08	188,288.08	0.00	188,288.08	198,288.08	0 %	
1030599000 - OTHER RECEIVABLES	1030599000	0.00	3,600.00	6,675.00	0.00	0.00	10,275.00	10,275.00	0.00	10,275.00	10,275.00	0 %	
1990102000 - ADVANCES FOR PAYROLL	1990102000	0.00	87,381.98	0.00	15,084.24	0.00	102,466.22	102,466.22	0.00	102,466.22	102,466.22	0 %	
1990103000 - ADVANCES FOR SPECIAL DISBURSING OFFICER	1990103000	0.00	58,756.59	264,153.07	423,636.01	227,721.86	974,267.53	974,267.53	0.00	974,267.53	974,267.53	0 %	
1990104000 - ADVANCES TO OFFICERS AND EMPLOYEES	1990104000	0.00	50,803.89	227,862.91	123,426.48	139,655.37	541,748.65	532,234.65	0.00	532,234.65	541,748.65	0 %	
1990299000 - OTHER PREPAYMENTS	1990299000	0.00	832.50	0.00	0.00	0.00	832.50	832.50	0.00	832.50	832.50	0 %	
2020105000 - DUE TO NGAS	2020105000	0.00	2,380.00	2,860.00	3,740.00	2,580.00	11,560.00	11,560.00	0.00	11,560.00	11,560.00	0 %	
2040101000 - TRUST LIABILITIES	2040101000	0.00	174,500.00	502,300.00	160,500.00	117,500.00	954,800.00	0.00	954,800.00	954,800.00	954,800.00	0 %	
5010206003 - LAUNDRY ALLOWANCE - MAGNA CARTA BENEFITS FOR SCIENCE AND TECHNOLOGY UNDER R.A. 8439	5010206003	0.00	0.00	0.00	3,768.52	0.00	3,768.52	3,768.52	0.00	3,768.52	3,768.52	0 %	
5021199000 - OTHER PROFESSIONAL SERVICES	5021199000	0.00	0.00	0.00	0.00	12,662.40	12,662.40	12,662.40	0.00	12,662.40	12,662.40	0 %	

Non-Cash Receipts		0.00	0.00	0.00	190,216.12	152,503.81	342,719.93	255,725.93	0.00	255,725.93	342,719.93	0 %
Collections effected through outright deductions from claims		0.00	0.00	0.00	190,216.12	152,503.81	342,719.93	255,725.93	0.00	255,725.93	342,719.93	0 %
1030501000 - RECEIVABLES - DISALLOWANCES/CHARGES	1030501000	0.00	0.00	0.00	190,216.12	150,994.00	341,210.12	254,216.12	0.00	254,216.12	341,210.12	0 %
1030502000 - DUE FROM OFFICERS AND EMPLOYEES	1030502000	0.00	0.00	0.00	0.00	1,509.81	1,509.81	1,509.81	0.00	1,509.81	1,509.81	0 %
GRAND TOTAL		1,773,286,558.00	102,837,337.84	1,852,689,349.26	968,347,264.46	325,931,485.27	3,249,805,436.83	3,235,470,619.09	1,590,300.00	3,237,060,919.09	1,476,518,878.83	84 %

This report was generated using the Unified Reporting System on January 27, 2025 2:15 PM; SUBMITTED

Certified Correct:



SHANYLALE G. DIONISIO
Chief, Accounting Section

Recommending Approval By:



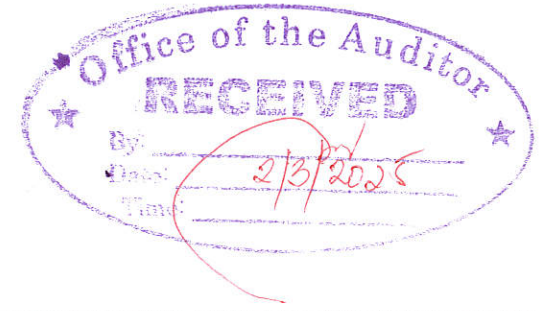
GLORIA D. MENDOZA
Chief, Financial & Management Division

Approved By:



MICHAEL V. CABALDA
Assistant Secretary for Mining Concerns
and concurrent OIC Director

QUARTERLY REPORT OF REVENUE AND OTHER RECEIPTS
As at the Quarter Ending December 31, 2024



Department : Department of Environment and Natural Resources (DENR)
 Agency/Entity : Mines and Geosciences Bureau
 Region : ALL
 Division : ALL
 Operating Unit : ALL
 Fund Cluster : 01 - Regular Agency Fund
 (e.g. UACS Fund Cluster: 01-Regular Agency Fund, 02-Foreign Assisted Projects Fund, 03-Special Account-Locally Funded/ Domestic Grants Fund, 04-Special Account-Foreign Assisted/Foreign Grants Fund, 05-Internally Generated Funds, 06-Business Related Funds and 07-Trust Receipts)

Classification/Sources of Revenue and Other Receipts	UACS Code	REVENUE TARGET (Annual) per BESF	Actual Revenue and Other Receipts Collections					Cumulative Remittance/Deposits to Date			Variance		Remarks
			1st Quarter	2nd Quarter	3rd Quarter	4th Quarter	Total	Remittance to BTr	Deposited with AGDB	Total	Amount	%	
1	2	3	4	5	6	7	8=(4+5+6+7)	9	10	11=(9+10)	12=(8-3)	13=(12/3)	14
Regular Agency Fund		1,773,286,558.00	102,837,337.84	1,852,689,349.26	968,347,264.46	325,931,485.27	3,249,805,436.83	3,235,557,613.09	1,590,300.00	3,237,147,913.09	1,476,518,878.83	84 %	
Revenue Collections		1,773,286,558.00	102,318,007.84	1,851,201,489.34	967,252,408.69	325,150,436.48	3,245,922,342.35	3,232,648,832.61	635,500.00	3,233,284,332.61	1,472,635,784.35	84 %	
Cash Revenue		1,773,286,558.00	102,318,007.84	1,851,201,489.34	967,252,408.69	325,150,436.48	3,245,922,342.35	3,232,648,832.61	635,500.00	3,233,284,332.61	1,472,635,784.35	84 %	
Non-Tax		1,773,286,558.00	102,318,007.84	1,851,201,489.34	967,252,408.69	325,150,436.48	3,245,922,342.35	3,232,648,832.61	635,500.00	3,233,284,332.61	1,472,635,784.35	84 %	
National Capital Region (NCR)		17,616,721.00	4,441,210.32	1,130,862,565.42	10,825,642.27	16,865,038.90	1,162,994,456.91	1,162,358,956.91	635,500.00	1,162,994,456.91	1,145,377,735.91	6,502 %	
4020101099 - OTHER PERMIT FEES	4020101099	1,358,000.00	907,200.00	1,003,200.00	6,341,100.00	(439,600.00)	7,811,900.00	7,811,900.00	0.00	7,811,900.00	6,453,900.00	475 %	
4020107000 - SUPERVISION AND REGULATION ENFORCEMENT FEES	4020107000	5,592,007.00	2,836,894.32	98,871.42	3,268,514.78	13,455,521.90	19,659,802.42	19,659,802.42	0.00	19,659,802.42	14,067,795.42	252 %	
4020199099 - OTHER SERVICE INCOME	4020199099	3,229,156.00	497,350.00	479,530.00	378,795.00	670,085.00	2,025,760.00	2,025,760.00	0.00	2,025,760.00	(1,203,396.00)	-37 %	
4040101000 - SHARE FROM NATIONAL WEALTH	4040101000	7,437,558.00	0.00	1,129,159,681.00	739,350.00	2,787,030.00	1,132,686,061.00	1,132,686,061.00	0.00	1,132,686,061.00	1,125,248,503.00	15,129 %	Additional Government Share- 1,129,159,681 collected from FTAA No. 001 (60%-40% Profit sharing)
4060102000 - SALE OF UNSERVICEABLE PROPERTY	4060102000	0.00	0.00	0.00	0.00	144,300.00	144,300.00	144,300.00	0.00	144,300.00	144,300.00	0 %	
4060999000 - MISCELLANEOUS INCOME	4060999000	0.00	199,766.00	121,283.00	97,882.49	247,702.00	666,633.49	31,133.49	635,500.00	666,633.49	666,633.49	0 %	
Region I - Ilocos		9,476,480.00	1,107,860.00	1,797,220.00	3,448,008.00	5,066,458.81	11,419,546.81	11,419,546.81	0.00	11,419,546.81	7,854,057.81	220 %	
4020101099 - OTHER PERMIT FEES	4020101099	7,089,769.00	637,200.00	1,284,880.00	2,675,613.00	4,082,248.81	8,679,941.81	8,679,941.81	0.00	8,679,941.81	1,590,172.81	22 %	
4020107000 - SUPERVISION AND REGULATION ENFORCEMENT FEES	4020107000	2,383,591.00	469,710.00	509,640.00	769,600.00	978,560.00	2,727,510.00	2,727,510.00	0.00	2,727,510.00	343,919.00	14 %	
4020199099 - OTHER SERVICE INCOME	4020199099	3,120.00	0.00	1,000.00	0.00	2,500.00	3,500.00	3,500.00	0.00	3,500.00	380.00	12 %	
4060999000 - MISCELLANEOUS INCOME	4060999000	0.00	950.00	1,700.00	2,795.00	3,150.00	8,595.00	8,595.00	0.00	8,595.00	8,595.00	0 %	
Cordillera Administrative Region (CAR)		3,849,801.00	1,851,840.00	677,621.00	1,243,685.00	1,022,313.00	4,795,459.00	4,724,521.00	0.00	4,724,521.00	945,658.00	25 %	
4020101099 - OTHER PERMIT FEES	4020101099	1,668,720.00	1,248,400.00	182,200.00	736,400.00	661,900.00	2,828,900.00	2,810,600.00	0.00	2,810,600.00	1,160,180.00	70 %	
4020107000 - SUPERVISION AND REGULATION ENFORCEMENT FEES	4020107000	1,902,104.00	522,340.00	437,360.00	413,340.00	289,620.00	1,662,660.00	1,621,160.00	0.00	1,621,160.00	(239,444.00)	-13 %	
4020199099 - OTHER SERVICE INCOME	4020199099	278,977.00	63,320.00	40,395.00	80,685.00	50,125.00	234,525.00	232,395.00	0.00	232,395.00	(44,452.00)	-16 %	
4060999000 - MISCELLANEOUS INCOME	4060999000	0.00	17,780.00	17,666.00	13,260.00	20,668.00	69,374.00	60,366.00	0.00	60,366.00	69,374.00	0 %	
Region II - Cagayan Valley		9,500,000.00	6,033,374.00	10,675,101.00	745,179.00	3,236,992.00	20,690,646.00	20,690,646.00	0.00	20,690,646.00	11,190,646.00	118 %	
4020101099 - OTHER PERMIT FEES	4020101099	8,000,000.00	5,717,742.00	10,212,686.00	139,670.00	2,261,974.00	18,332,072.00	18,332,072.00	0.00	18,332,072.00	10,332,072.00	129 %	
4020107000 - SUPERVISION AND REGULATION ENFORCEMENT FEES	4020107000	1,500,000.00	296,200.00	433,300.00	583,600.00	806,300.00	2,119,400.00	2,119,400.00	0.00	2,119,400.00	619,400.00	41 %	
4020199099 - OTHER SERVICE INCOME	4020199099	0.00	0.00	0.00	0.00	0.00	0.00	0.00	0.00	0.00	0.00	0 %	
4020205000 - RENT/LEASE INCOME	4020205000	0.00	1,500.00	3,000.00	3,000.00	9,000.00	16,500.00	16,500.00	0.00	16,500.00	16,500.00	0 %	
4060102000 - SALE OF UNSERVICEABLE PROPERTY	4060102000	0.00	0.00	0.00	0.00	0.00	0.00	0.00	0.00	0.00	0.00	0 %	
4060999000 - MISCELLANEOUS INCOME	4060999000	0.00	17,932.00	26,115.00	18,909.00	159,718.00	222,674.00	222,674.00	0.00	222,674.00	222,674.00	0 %	
Region III - Central Luzon		97,682,000.00	16,926,339.94	28,054,469.53	2,261,087.52	21,999,977.86	69,241,874.85	69,241,874.85	0.00	69,241,874.85	(28,440,125.15)	-29 %	
4020101099 - OTHER PERMIT FEES	4020101099	6,600,000.00	186,875.00	859,800.00	1,538,400.00	563,050.00	3,148,125.00	3,148,125.00	0.00	3,148,125.00	(3,451,875.00)	-52 %	
4020107000 - SUPERVISION AND REGULATION ENFORCEMENT FEES	4020107000	1,060,000.00	594,000.00	512,000.00	616,000.00	732,470.00	2,454,470.00	2,454,470.00	0.00	2,454,470.00	1,394,470.00	132 %	
4020199099 - OTHER SERVICE INCOME	4020199099	22,000.00	7,400.00	12,500.00	8,300.00	15,700.00	43,900.00	43,900.00	0.00	43,900.00	21,900.00	100 %	
4040101000 - SHARE FROM NATIONAL WEALTH	4040101000	90,000,000.00	16,133,094.94	26,658,654.53	88,262.52	20,674,517.86	63,554,529.85	63,554,529.85	0.00	63,554,529.85	(26,445,470.15)	-29 %	
4060999000 - MISCELLANEOUS INCOME	4060999000	0.00	4,970.00	11,515.00	10,125.00	14,240.00	40,850.00	40,850.00	0.00	40,850.00	40,850.00	0 %	
Region IVA - CALABARZON		3,390,398.00	964,965.00	981,607.00	717,441.00	3,112,937.00	5,776,950.00	5,776,950.00	0.00	5,776,950.00	2,386,552.00	70 %	
4020101099 - OTHER PERMIT FEES	4020101099	2,122,162.00	355,200.00	310,600.00	176,000.00	2,681,900.00	3,523,700.00	3,523,700.00	0.00	3,523,700.00	1,401,538.00	66 %	
4020107000 - SUPERVISION AND REGULATION ENFORCEMENT FEES	4020107000	1,218,886.00	604,820.00	664,020.00	535,060.00	424,860.00	2,228,760.00	2,228,760.00	0.00	2,228,760.00	1,009,874.00	83 %	
4020199099 - OTHER SERVICE INCOME	4020199099	49,350.00	4,545.00	6,775.00	6,230.00	4,210.00	21,760.00	21,760.00	0.00	21,760.00	(27,590.00)	-56 %	
4060999000 - MISCELLANEOUS INCOME	4060999000	0.00	400.00	212.00	151.00	1,967.00	2,730.00	2,730.00	0.00	2,730.00	2,730.00	0 %	


Region IVB - MIMAROPA		4,269,472.00	654,684.00	4,327,532.00	5,003,953.00	1,781,021.00	11,767,190.00	11,767,190.00	0.00	11,767,190.00	7,497,718.00	176 %
4020101099 - OTHER PERMIT FEES	4020101099	2,972,000.00	169,000.00	3,050,085.00	4,333,700.00	1,105,200.00	8,657,985.00	8,657,985.00	0.00	8,657,985.00	5,685,985.00	191 %
4020107000 - SUPERVISION AND REGULATION ENFORCEMENT FEES	4020107000	1,297,472.00	482,020.00	1,249,060.00	667,260.00	669,850.00	3,068,190.00	3,068,190.00	0.00	3,068,190.00	1,770,718.00	136 %
4060999000 - MISCELLANEOUS INCOME	4060999000	0.00	3,664.00	28,387.00	2,993.00	5,971.00	41,015.00	41,015.00	0.00	41,015.00	41,015.00	0 %
Region V - Bicol		7,798,000.00	4,374,593.30	1,778,460.00	1,218,361.00	2,650,686.70	10,022,101.00	10,022,101.00	0.00	10,022,101.00	2,224,101.00	29 %
4020101099 - OTHER PERMIT FEES	4020101099	5,990,000.00	3,878,600.00	1,319,050.00	804,946.00	2,143,435.00	8,146,031.00	8,146,031.00	0.00	8,146,031.00	2,156,031.00	36 %
4020107000 - SUPERVISION AND REGULATION ENFORCEMENT FEES	4020107000	1,485,000.00	384,000.00	440,000.00	317,340.00	293,000.00	1,434,340.00	1,434,340.00	0.00	1,434,340.00	(50,660.00)	-3 %
4020199099 - OTHER SERVICE INCOME	4020199099	323,000.00	66,920.00	17,350.00	89,310.00	52,410.00	225,990.00	225,990.00	0.00	225,990.00	(97,010.00)	-30 %
4040101000 - SHARE FROM NATIONAL WEALTH	4040101000	0.00	43,488.30	0.00	0.00	(43,488.30)	0.00	0.00	0.00	0.00	0.00	0 %
4060102000 - SALE OF UNSERVICEABLE PROPERTY	4060102000	0.00	0.00	0.00	0.00	201,075.00	201,075.00	201,075.00	0.00	201,075.00	201,075.00	0 %
4060999000 - MISCELLANEOUS INCOME	4060999000	0.00	1,585.00	2,060.00	6,765.00	4,255.00	14,665.00	14,665.00	0.00	14,665.00	14,665.00	0 %
Region VI - Western Visayas		6,172,142.00	1,250,629.98	912,245.74	1,610,270.00	621,935.00	4,395,080.72	4,395,080.72	0.00	4,395,080.72	(1,777,061.28)	-29 %
4020101099 - OTHER PERMIT FEES	4020101099	2,170,665.00	423,250.00	362,635.00	1,064,600.00	292,300.00	2,142,785.00	2,142,785.00	0.00	2,142,785.00	(27,880.00)	-1 %
4020107000 - SUPERVISION AND REGULATION ENFORCEMENT FEES	4020107000	3,998,477.00	816,499.98	545,896.74	544,730.00	329,290.00	2,236,416.72	2,236,416.72	0.00	2,236,416.72	(1,762,060.28)	-44 %
4020199099 - OTHER SERVICE INCOME	4020199099	3,000.00	1,500.00	0.00	0.00	0.00	1,500.00	1,500.00	0.00	1,500.00	(1,500.00)	-50 %
4060102000 - SALE OF UNSERVICEABLE PROPERTY	4060102000	0.00	8,280.00	0.00	0.00	0.00	8,280.00	8,280.00	0.00	8,280.00	8,280.00	0 %
4060999000 - MISCELLANEOUS INCOME	4060999000	0.00	1,100.00	3,714.00	940.00	345.00	6,099.00	6,099.00	0.00	6,099.00	6,099.00	0 %
Region VII - Central Visayas		9,203,851.00	1,601,861.58	1,331,546.00	3,423,872.00	1,112,101.26	7,469,380.84	7,469,380.84	0.00	7,469,380.84	(1,734,470.16)	-19 %
4020101099 - OTHER PERMIT FEES	4020101099	5,053,360.00	468,500.00	340,500.00	2,533,700.00	309,700.00	3,652,400.00	3,652,400.00	0.00	3,652,400.00	(1,400,960.00)	-28 %
4020107000 - SUPERVISION AND REGULATION ENFORCEMENT FEES	4020107000	4,101,263.00	1,093,980.00	942,220.00	808,000.00	738,960.00	3,583,160.00	3,583,160.00	0.00	3,583,160.00	(518,103.00)	-13 %
4020199099 - OTHER SERVICE INCOME	4020199099	49,228.00	30,200.00	45,200.00	80,900.00	35,700.00	192,000.00	192,000.00	0.00	192,000.00	142,772.00	290 %
4060999000 - MISCELLANEOUS INCOME	4060999000	0.00	9,181.58	3,626.00	1,272.00	27,741.26	41,820.84	41,820.84	0.00	41,820.84	41,820.84	0 %
Region VIII - Eastern Visayas		3,393,000.00	632,482.00	931,485.00	1,795,591.14	753,885.00	4,113,443.14	4,113,443.14	0.00	4,113,443.14	720,443.14	21 %
4020101099 - OTHER PERMIT FEES	4020101099	945,000.00	249,730.00	307,700.00	1,015,180.14	375,200.00	1,947,810.14	1,947,810.14	0.00	1,947,810.14	1,002,810.14	106 %
4020107000 - SUPERVISION AND REGULATION ENFORCEMENT FEES	4020107000	2,447,000.00	326,130.00	518,690.00	713,973.00	278,000.00	1,836,793.00	1,836,793.00	0.00	1,836,793.00	(610,207.00)	-25 %
4020199099 - OTHER SERVICE INCOME	4020199099	1,000.00	2,700.00	2,100.00	3,300.00	3,300.00	11,400.00	11,400.00	0.00	11,400.00	10,400.00	1,040 %
4060102000 - SALE OF UNSERVICEABLE PROPERTY	4060102000	0.00	0.00	33,200.00	0.00	0.00	33,200.00	33,200.00	0.00	33,200.00	33,200.00	0 %
4060999000 - MISCELLANEOUS INCOME	4060999000	0.00	53,922.00	69,795.00	63,138.00	97,385.00	284,240.00	284,240.00	0.00	284,240.00	284,240.00	0 %
Region IX - Zamboanga Peninsula		2,287,636.00	486,804.54	3,842,687.24	2,967,265.70	2,070,009.13	9,366,766.61	9,366,766.61	0.00	9,366,766.61	7,079,130.61	309 %
4020101099 - OTHER PERMIT FEES	4020101099	1,295,136.00	236,497.54	3,637,277.24	2,576,901.70	1,614,589.13	8,065,265.61	8,065,265.61	0.00	8,065,265.61	6,770,129.61	523 %
4020107000 - SUPERVISION AND REGULATION ENFORCEMENT FEES	4020107000	992,500.00	235,080.00	190,020.00	381,680.00	450,120.00	1,256,900.00	1,256,900.00	0.00	1,256,900.00	264,400.00	27 %
4060999000 - MISCELLANEOUS INCOME	4060999000	0.00	15,227.00	15,390.00	8,684.00	5,300.00	44,601.00	44,601.00	0.00	44,601.00	44,601.00	0 %
Region X - Northern Mindanao		1,605,000.00	540,117.00	366,270.00	1,406,144.00	306,552.00	2,619,083.00	2,619,083.00	0.00	2,619,083.00	1,014,083.00	63 %
4020101099 - OTHER PERMIT FEES	4020101099	767,000.00	398,750.00	203,140.00	1,250,250.00	150,300.00	2,002,440.00	2,002,440.00	0.00	2,002,440.00	1,235,440.00	161 %
4020107000 - SUPERVISION AND REGULATION ENFORCEMENT FEES	4020107000	838,000.00	139,800.00	151,000.00	143,000.00	145,020.00	578,820.00	578,820.00	0.00	578,820.00	(259,180.00)	-31 %
4020199099 - OTHER SERVICE INCOME	4020199099	0.00	1,295.00	11,600.00	12,513.00	10,820.00	36,228.00	36,228.00	0.00	36,228.00	36,228.00	0 %
4060999000 - MISCELLANEOUS INCOME	4060999000	0.00	272.00	530.00	381.00	412.00	1,595.00	1,595.00	0.00	1,595.00	1,595.00	0 %
Region XI - Davao		1,938,000.00	699,519.00	991,962.00	1,070,723.00	921,576.00	3,683,780.00	3,683,780.00	0.00	3,683,780.00	1,745,780.00	90 %
4020101099 - OTHER PERMIT FEES	4020101099	1,176,000.00	191,200.00	313,300.00	316,500.00	277,800.00	1,098,800.00	1,098,800.00	0.00	1,098,800.00	(77,200.00)	-7 %
4020107000 - SUPERVISION AND REGULATION ENFORCEMENT FEES	4020107000	706,000.00	460,000.00	644,020.00	718,960.00	600,000.00	2,422,980.00	2,422,980.00	0.00	2,422,980.00	1,716,980.00	243 %
4020199099 - OTHER SERVICE INCOME	4020199099	56,000.00	29,650.00	27,070.00	24,800.00	35,050.00	116,570.00	116,570.00	0.00	116,570.00	60,570.00	108 %
4060102000 - SALE OF UNSERVICEABLE PROPERTY	4060102000	0.00	0.00	0.00	8,000.00	0.00	8,000.00	8,000.00	0.00	8,000.00	8,000.00	0 %
4060999000 - MISCELLANEOUS INCOME	4060999000	0.00	18,669.00	7,572.00	2,463.00	8,726.00	37,430.00	37,430.00	0.00	37,430.00	37,430.00	0 %
Region XII - SOCCSKSARGEN		722,057.00	160,407.00	1,196,810.00	394,954.00	179,234.00	1,931,405.00	1,931,405.00	0.00	1,931,405.00	1,209,348.00	167 %
4020101099 - OTHER PERMIT FEES	4020101099	346,188.00	68,700.00	945,075.00	169,620.00	93,400.00	1,276,795.00	1,276,795.00	0.00	1,276,795.00	930,607.00	269 %
4020107000 - SUPERVISION AND REGULATION ENFORCEMENT FEES	4020107000	369,700.00	90,000.00	244,000.00	222,600.00	74,040.00	630,640.00	630,640.00	0.00	630,640.00	260,940.00	71 %
4020199099 - OTHER SERVICE INCOME	4020199099	6,169.00	0.00	2,500.00	1,700.00	9,600.00	13,800.00	13,800.00	0.00	13,800.00	7,631.00	124 %
4060999000 - MISCELLANEOUS INCOME	4060999000	0.00	1,707.00	5,235.00	1,034.00	2,194.00	10,170.00	10,170.00	0.00	10,170.00	10,170.00	0 %

Region XIII - CARAGA		1,594,382,000.00	60,591,320.18	662,473,907.41	929,120,232.06	263,449,718.82	1,915,635,178.47	1,903,068,106.73	0.00	1,903,068,106.73	321,253,178.47	20 %	
4020101099 - OTHER PERMIT FEES	4020101099	5,577,000.00	1,012,791.00	1,558,550.00	2,893,225.00	748,466.00	6,213,032.00	6,213,032.00	0.00	6,213,032.00	636,032.00	11 %	
4020107000 - SUPERVISION AND REGULATION ENFORCEMENT FEES	4020107000	13,717,000.00	2,506,600.00	5,508,930.00	3,106,420.00	1,105,334.00	12,227,284.00	12,227,284.00	0.00	12,227,284.00	(1,489,716.00)	-11 %	
4020199099 - OTHER SERVICE INCOME	4020199099	88,000.00	21,075.00	18,330.00	22,680.00	20,265.00	82,350.00	82,350.00	0.00	82,350.00	(5,650.00)	-6 %	
4040101000 - SHARE FROM NATIONAL WEALTH	4040101000	1,575,000,000.00	57,024,898.18	654,890,227.74	923,008,958.06	261,558,398.82	1,896,482,482.80	1,883,915,411.06	0.00	1,883,915,411.06	321,482,482.80	20 %	
4060999000 - MISCELLANEOUS INCOME	4060999000	0.00	25,956.00	497,869.67	88,949.00	17,255.00	630,029.67	630,029.67	0.00	630,029.67	630,029.67	0 %	
Non-Revenue Collections/Other Receipts		0.00	519,330.00	1,487,859.92	1,094,855.77	781,048.79	3,883,094.48	2,908,780.48	954,800.00	3,863,580.48	3,883,094.48	0 %	
Cash Receipts		0.00	519,330.00	1,487,859.92	904,639.65	628,544.98	3,540,374.55	2,566,060.55	954,800.00	3,520,860.55	3,540,374.55	0 %	
Others		0.00	519,330.00	1,487,859.92	904,639.65	628,544.98	3,540,374.55	2,566,060.55	954,800.00	3,520,860.55	3,540,374.55	0 %	
National Capital Region (NCR)		0.00	38,856.75	234,393.57	288,210.99	228,233.50	789,694.81	777,242.81	0.00	777,242.81	789,694.81	0 %	
1030502000 - DUE FROM OFFICERS AND EMPLOYEES	1030502000	0.00	4,307.71	0.00	73,234.40	18,961.82	96,503.93	86,503.93	0.00	86,503.93	96,503.93	0 %	10,000 UNDEPOSITED
1030599000 - OTHER RECEIVABLES	1030599000	0.00	3,600.00	6,675.00	0.00	0.00	10,275.00	10,275.00	0.00	10,275.00	10,275.00	0 %	
1990103000 - ADVANCES FOR SPECIAL DISBURSING OFFICER	1990103000	0.00	4,849.04	132,843.66	191,165.17	164,216.88	493,074.75	493,074.75	0.00	493,074.75	493,074.75	0 %	
1990104000 - ADVANCES TO OFFICERS AND EMPLOYEES	1990104000	0.00	26,100.00	94,874.91	23,811.42	45,054.80	189,841.13	187,389.13	0.00	187,389.13	189,841.13	0 %	2,452 UNDEPOSITED
Region I - Ilocos		0.00	16,500.50	40,273.00	33,975.05	7,364.80	98,113.35	98,113.35	0.00	98,113.35	98,113.35	0 %	
1030501000 - RECEIVABLES - DISALLOWANCES/CHARGES	1030501000	0.00	0.00	1,000.00	500.00	500.00	2,000.00	2,000.00	0.00	2,000.00	2,000.00	0 %	
1990103000 - ADVANCES FOR SPECIAL DISBURSING OFFICER	1990103000	0.00	16,500.50	39,273.00	33,475.05	6,864.80	96,113.35	96,113.35	0.00	96,113.35	96,113.35	0 %	
Cordillera Administrative Region (CAR)		0.00	2,272.50	3,000.00	3,180.00	14,894.00	23,346.50	16,284.50	0.00	16,284.50	23,346.50	0 %	
1990103000 - ADVANCES FOR SPECIAL DISBURSING OFFICER	1990103000	0.00	0.00	3,000.00	3,180.00	4,000.00	10,180.00	10,180.00	0.00	10,180.00	10,180.00	0 %	
1990104000 - ADVANCES TO OFFICERS AND EMPLOYEES	1990104000	0.00	1,440.00	0.00	0.00	10,894.00	12,334.00	5,272.00	0.00	5,272.00	12,334.00	0 %	
1990299000 - OTHER PREPAYMENTS	1990299000	0.00	832.50	0.00	0.00	0.00	832.50	832.50	0.00	832.50	832.50	0 %	
Region II - Cagayan Valley		0.00	6,708.59	0.00	0.00	0.00	6,708.59	6,708.59	0.00	6,708.59	6,708.59	0 %	
1030501000 - RECEIVABLES - DISALLOWANCES/CHARGES	1030501000	0.00	6,708.59	0.00	0.00	0.00	6,708.59	6,708.59	0.00	6,708.59	6,708.59	0 %	
Region III - Central Luzon		0.00	0.00	1,843.25	807.20	11.00	2,661.45	2,661.45	0.00	2,661.45	2,661.45	0 %	
1990103000 - ADVANCES FOR SPECIAL DISBURSING OFFICER	1990103000	0.00	0.00	1,843.25	807.20	11.00	2,661.45	2,661.45	0.00	2,661.45	2,661.45	0 %	
Region IVA - CALABARZON		0.00	6,597.00	56,430.64	15,712.46	12,696.55	91,436.65	91,436.65	0.00	91,436.65	91,436.65	0 %	
1030501000 - RECEIVABLES - DISALLOWANCES/CHARGES	1030501000	0.00	5,600.00	27,899.86	0.00	0.00	33,499.86	33,499.86	0.00	33,499.86	33,499.86	0 %	
1990103000 - ADVANCES FOR SPECIAL DISBURSING OFFICER	1990103000	0.00	997.00	28,530.78	15,712.46	12,696.55	57,936.79	57,936.79	0.00	57,936.79	57,936.79	0 %	
Region IVB - MIMAROPA		0.00	3,662.15	86,244.38	136,785.90	39,776.89	266,469.32	266,469.32	0.00	266,469.32	266,469.32	0 %	
1010102000 - PETTY CASH	1010102000	0.00	0.00	0.00	0.00	1,576.00	1,576.00	1,576.00	0.00	1,576.00	1,576.00	0 %	
1030502000 - DUE FROM OFFICERS AND EMPLOYEES	1030502000	0.00	1,864.15	20.00	0.00	0.00	1,884.15	1,884.15	0.00	1,884.15	1,884.15	0 %	
1990103000 - ADVANCES FOR SPECIAL DISBURSING OFFICER	1990103000	0.00	1,798.00	14,530.38	88,770.34	2,954.25	108,052.97	108,052.97	0.00	108,052.97	108,052.97	0 %	
1990104000 - ADVANCES TO OFFICERS AND EMPLOYEES	1990104000	0.00	0.00	71,694.00	48,015.56	35,246.64	154,956.20	154,956.20	0.00	154,956.20	154,956.20	0 %	
Region V - Bicol		0.00	6,539.00	13,550.20	24,379.58	4,182.53	48,651.31	48,651.31	0.00	48,651.31	48,651.31	0 %	
1990102000 - ADVANCES FOR PAYROLL	1990102000	0.00	0.00	0.00	15,084.24	0.00	15,084.24	15,084.24	0.00	15,084.24	15,084.24	0 %	
1990103000 - ADVANCES FOR SPECIAL DISBURSING OFFICER	1990103000	0.00	2,189.00	11,150.20	6,227.34	3,682.53	23,249.07	23,249.07	0.00	23,249.07	23,249.07	0 %	
1990104000 - ADVANCES TO OFFICERS AND EMPLOYEES	1990104000	0.00	4,350.00	2,400.00	3,068.00	500.00	10,318.00	10,318.00	0.00	10,318.00	10,318.00	0 %	
Region VI - Western Visayas		0.00	295,549.57	535,587.13	216,223.12	143,842.10	1,191,201.92	236,401.92	954,800.00	1,191,201.92	1,191,201.92	0 %	
1990102000 - ADVANCES FOR PAYROLL	1990102000	0.00	87,381.98	0.00	0.00	0.00	87,381.98	87,381.98	0.00	87,381.98	87,381.98	0 %	
1990103000 - ADVANCES FOR SPECIAL DISBURSING OFFICER	1990103000	0.00	24,683.02	9,211.13	49,337.12	13,081.10	96,312.37	96,312.37	0.00	96,312.37	96,312.37	0 %	
1990104000 - ADVANCES TO OFFICERS AND EMPLOYEES	1990104000	0.00	8,984.57	24,076.00	6,386.00	13,261.00	52,707.57	52,707.57	0.00	52,707.57	52,707.57	0 %	
2040101000 - TRUST LIABILITIES	2040101000	0.00	174,500.00	502,300.00	160,500.00	117,500.00	954,800.00	0.00	954,800.00	954,800.00	954,800.00	0 %	

Region VII - Central Visayas		0.00	7,670.03	32,371.72	36,650.83	23,651.32	100,343.90	100,343.90	0.00	100,343.90	100,343.90	0 %
1010202024 - CASH IN BANK - LOCAL CURRENCY, CURRENT ACCOUNT - LAND BANK OF THE PHILIPPINES (LBP)	1010202024	0.00	0.00	0.00	0.00	10,000.00	10,000.00	10,000.00	0.00	10,000.00	10,000.00	0 %
1030501000 - RECEIVABLES - DISALLOWANCES/CHARGES	1030501000	0.00	0.00	2,195.50	0.00	0.00	2,195.50	2,195.50	0.00	2,195.50	2,195.50	0 %
1030502000 - DUE FROM OFFICERS AND EMPLOYEES	1030502000	0.00	0.00	7,000.00	0.00	0.00	7,000.00	7,000.00	0.00	7,000.00	7,000.00	0 %
1990103000 - ADVANCES FOR SPECIAL DISBURSING OFFICER	1990103000	0.00	7,570.03	11,088.72	33,311.33	9,510.95	61,481.03	61,481.03	0.00	61,481.03	61,481.03	0 %
1990104000 - ADVANCES TO OFFICERS AND EMPLOYEES	1990104000	0.00	100.00	12,087.50	3,339.50	4,140.37	19,667.37	19,667.37	0.00	19,667.37	19,667.37	0 %
Region VIII - Eastern Visayas		0.00	0.00	0.00	5,268.52	3,197.00	8,465.52	8,465.52	0.00	8,465.52	8,465.52	0 %
1990103000 - ADVANCES FOR SPECIAL DISBURSING OFFICER	1990103000	0.00	0.00	0.00	1,500.00	0.00	1,500.00	1,500.00	0.00	1,500.00	1,500.00	0 %
1990104000 - ADVANCES TO OFFICERS AND EMPLOYEES	1990104000	0.00	0.00	0.00	0.00	3,197.00	3,197.00	3,197.00	0.00	3,197.00	3,197.00	0 %
5010206003 - LAUNDRY ALLOWANCE - MAGNA CARTA BENEFITS FOR SCIENCE AND TECHNOLOGY UNDER R.A. 8439	5010206003	0.00	0.00	0.00	3,768.52	0.00	3,768.52	3,768.52	0.00	3,768.52	3,768.52	0 %
Region IX - Zamboanga Peninsula		0.00	100.00	14,720.00	2,350.00	0.00	17,170.00	17,170.00	0.00	17,170.00	17,170.00	0 %
1990103000 - ADVANCES FOR SPECIAL DISBURSING OFFICER	1990103000	0.00	100.00	320.00	100.00	0.00	520.00	520.00	0.00	520.00	520.00	0 %
1990104000 - ADVANCES TO OFFICERS AND EMPLOYEES	1990104000	0.00	0.00	14,400.00	2,250.00	0.00	16,650.00	16,650.00	0.00	16,650.00	16,650.00	0 %
Region X - Northern Mindanao		0.00	24,644.59	2,136.50	10,978.00	22,166.40	59,925.49	59,925.49	0.00	59,925.49	59,925.49	0 %
1010102000 - PETTY CASH	1010102000	0.00	0.00	1,486.50	0.00	0.00	1,486.50	1,486.50	0.00	1,486.50	1,486.50	0 %
1030501000 - RECEIVABLES - DISALLOWANCES/CHARGES	1030501000	0.00	24,644.59	0.00	0.00	0.00	24,644.59	24,644.59	0.00	24,644.59	24,644.59	0 %
1990104000 - ADVANCES TO OFFICERS AND EMPLOYEES	1990104000	0.00	0.00	650.00	10,978.00	9,504.00	21,132.00	21,132.00	0.00	21,132.00	21,132.00	0 %
5021199000 - OTHER PROFESSIONAL SERVICES	5021199000	0.00	0.00	0.00	0.00	12,662.40	12,662.40	12,662.40	0.00	12,662.40	12,662.40	0 %
Region XI - Davao		0.00	19,535.00	120,176.95	37,790.00	40,802.73	218,304.68	218,304.68	0.00	218,304.68	218,304.68	0 %
1030501000 - RECEIVABLES - DISALLOWANCES/CHARGES	1030501000	0.00	16,000.00	21,000.00	34,000.00	33,372.73	104,372.73	104,372.73	0.00	104,372.73	104,372.73	0 %
1030502000 - DUE FROM OFFICERS AND EMPLOYEES	1030502000	0.00	1,100.00	91,800.00	0.00	0.00	92,900.00	92,900.00	0.00	92,900.00	92,900.00	0 %
1990103000 - ADVANCES FOR SPECIAL DISBURSING OFFICER	1990103000	0.00	55.00	4,516.95	50.00	4,850.00	9,471.95	9,471.95	0.00	9,471.95	9,471.95	0 %
2020105000 - DUE TO NGAS	2020105000	0.00	2,380.00	2,860.00	3,740.00	2,580.00	11,560.00	11,560.00	0.00	11,560.00	11,560.00	0 %
Region XII - SOCCSKSARGEN		0.00	0.00	0.00	17,500.00	699.00	18,199.00	18,199.00	0.00	18,199.00	18,199.00	0 %
1990104000 - ADVANCES TO OFFICERS AND EMPLOYEES	1990104000	0.00	0.00	0.00	17,500.00	699.00	18,199.00	18,199.00	0.00	18,199.00	18,199.00	0 %
Region XIII - CARAGA		0.00	90,694.32	347,132.58	74,828.00	87,027.16	599,682.06	599,682.06	0.00	599,682.06	599,682.06	0 %
1010102000 - PETTY CASH	1010102000	0.00	0.00	0.00	0.00	264.80	264.80	264.80	0.00	264.80	264.80	0 %
1030501000 - RECEIVABLES - DISALLOWANCES/CHARGES	1030501000	0.00	80,850.00	331,607.08	66,750.00	63,750.00	542,957.08	542,957.08	0.00	542,957.08	542,957.08	0 %
1990103000 - ADVANCES FOR SPECIAL DISBURSING OFFICER	1990103000	0.00	15.00	7,845.00	0.00	5,853.80	13,713.80	13,713.80	0.00	13,713.80	13,713.80	0 %
1990104000 - ADVANCES TO OFFICERS AND EMPLOYEES	1990104000	0.00	9,829.32	7,680.50	8,078.00	17,158.56	42,746.38	42,746.38	0.00	42,746.38	42,746.38	0 %
Non-Cash Receipts		0.00	0.00	0.00	190,216.12	152,503.81	342,719.93	342,719.93	0.00	342,719.93	342,719.93	0 %
Collections effected through outright deductions from claims		0.00	0.00	0.00	190,216.12	152,503.81	342,719.93	342,719.93	0.00	342,719.93	342,719.93	0 %
Region IVB - MIMAROPA		0.00	0.00	0.00	190,216.12	86,994.00	277,210.12	277,210.12	0.00	277,210.12	277,210.12	0 %
1030501000 - RECEIVABLES - DISALLOWANCES/CHARGES	1030501000	0.00	0.00	0.00	190,216.12	86,994.00	277,210.12	277,210.12	0.00	277,210.12	277,210.12	0 %
Region VII - Central Visayas		0.00	0.00	0.00	0.00	65,509.81	65,509.81	65,509.81	0.00	65,509.81	65,509.81	0 %
1030501000 - RECEIVABLES - DISALLOWANCES/CHARGES	1030501000	0.00	0.00	0.00	0.00	64,000.00	64,000.00	64,000.00	0.00	64,000.00	64,000.00	0 %
1030502000 - DUE FROM OFFICERS AND EMPLOYEES	1030502000	0.00	0.00	0.00	0.00	1,509.81	1,509.81	1,509.81	0.00	1,509.81	1,509.81	0 %
GRAND TOTAL		1,773,286,558.00	102,837,337.84	1,852,689,349.26	968,347,264.46	325,931,485.27	3,249,805,436.83	3,235,557,613.09	1,590,300.00	3,237,147,913.09	1,476,518,878.83	84 %

This report was generated using the Unified Reporting System on January 27, 2025 2:15 PM, SUBMITTED

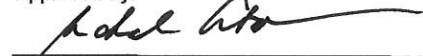
Certified Correct:


SHANYLALE G. DIONISIO
 Chief, Accounting Section

Recommending Approval By:

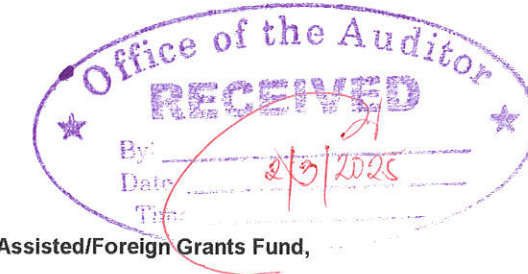

GLORINDA D. MENDOZA
 Chief, Financial & Management Division

Approved By:


MICHAEL V. CABALDA
 Assistant Secretary for Mining Concerns
 and concurrent OIC Director

QUARTERLY REPORT OF REVENUE AND OTHER RECEIPTS
As at the Quarter Ending December 31, 2024

Department : Department of Environment and Natural Resources (DENR)
 Agency/Entity : Mines and Geosciences Bureau
 Region : ALL
 Division : ALL
 Operating Unit : ALL
 Fund Cluster : 03 - Special Account - Locally Funded/Domestic Grants Fund



(e.g. UACS Fund Cluster: 01-Regular Agency Fund, 02-Foreign Assisted Projects Fund, 03-Special Account-Locally Funded/ Domestic Grants Fund, 04-Special Account-Foreign Assisted/Foreign Grants Fund, 05-Internally Generated Funds, 06-Business Related Funds and 07-Trust Receipts)

Classification/Sources of Revenue and Other Receipts	UACS Code	REVENUE TARGET (Annual) per BESF	Actual Revenue and Other Receipts Collections					Cumulative Remittance/Deposits to Date			Variance		Remarks
			1st Quarter	2nd Quarter	3rd Quarter	4th Quarter	Total	Remittance to BTr	Deposited with AGDB	Total	Amount	%	
1	2	3	4	5	6	7	8=(4+5+6+7)	9	10	11=(9+10)	12=(8-3)	13=(12/3)	14
Special Account - Locally Funded/Domestic Grants Fund		185,826,396.00	8,136,956.46	75,788,239.47	102,664,032.67	31,789,138.24	218,378,366.84	216,980,632.69	0.00	216,980,632.69	32,551,970.84	18 %	
Revenue Collections		185,826,396.00	8,133,497.91	75,727,653.42	102,648,507.60	31,664,050.85	218,173,709.78	216,777,368.48	0.00	216,777,368.48	32,347,313.78	17 %	
Cash Revenue		185,826,396.00	8,133,497.91	75,727,653.42	102,648,507.60	31,664,050.85	218,173,709.78	216,777,368.48	0.00	216,777,368.48	32,347,313.78	17 %	
Non-Tax		185,826,396.00	8,133,497.91	75,727,653.42	102,648,507.60	31,664,050.85	218,173,709.78	216,777,368.48	0.00	216,777,368.48	32,347,313.78	17 %	
4040101000 - SHARE FROM NATIONAL WEALTH	4040101000	185,826,396.00	8,133,497.91	75,727,653.42	102,648,507.60	31,664,050.85	218,173,709.78	216,777,368.48	0.00	216,777,368.48	32,347,313.78	17 %	
Non-Revenue Collections/Other Receipts		0.00	3,458.55	60,586.05	15,525.07	125,087.39	204,657.06	203,264.21	0.00	203,264.21	204,657.06	0 %	
Cash Receipts		0.00	3,458.55	60,586.05	15,525.07	125,087.39	204,657.06	203,264.21	0.00	203,264.21	204,657.06	0 %	
Others		0.00	3,458.55	60,586.05	15,525.07	125,087.39	204,657.06	203,264.21	0.00	203,264.21	204,657.06	0 %	
1030101000 - ACCOUNTS RECEIVABLE	1030101000	0.00	0.00	0.00	0.00	2.00	2.00	2.00	0.00	2.00	2.00	0 %	
1030502000 - DUE FROM OFFICERS AND EMPLOYEES	1030502000	0.00	0.00	0.00	0.00	3,096.50	3,096.50	3,096.50	0.00	3,096.50	3,096.50	0 %	
1030599000 - OTHER RECEIVABLES	1030599000	0.00	1,582.57	0.00	0.00	0.00	1,582.57	1,582.57	0.00	1,582.57	1,582.57	0 %	
1990103000 - ADVANCES FOR SPECIAL DISBURSING OFFICER	1990103000	0.00	1,875.98	56,986.05	12,370.23	72,749.79	143,982.05	142,589.20	0.00	142,589.20	143,982.05	0 %	
1990104000 - ADVANCES TO OFFICERS AND EMPLOYEES	1990104000	0.00	0.00	3,600.00	3,154.84	46,239.10	52,993.94	52,993.94	0.00	52,993.94	52,993.94	0 %	
3010101000 - GOVERNMENT EQUITY	3010101000	0.00	0.00	0.00	0.00	3,000.00	3,000.00	3,000.00	0.00	3,000.00	3,000.00	0 %	
GRAND TOTAL		185,826,396.00	8,136,956.46	75,788,239.47	102,664,032.67	31,789,138.24	218,378,366.84	216,980,632.69	0.00	216,980,632.69	32,551,970.84	18 %	

This report was generated using the Unified Reporting System on January 24, 2025 11:26 AM; SUBMITTED

Certified Correct:

SHANYLALE G. DIONISIO
 Chief, Accounting Section

Recommending Approval By:

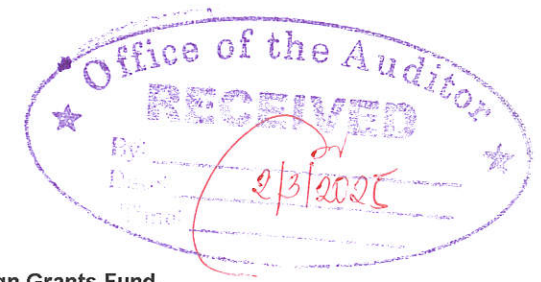
GLORIA D. MENDOZA
 Chief, Financial & Management Division

Approved By:

MICHAEL V. CABALDA
 Assistant Secretary for Mining Concerns
 and concurrent OIC Director

QUARTERLY REPORT OF REVENUE AND OTHER RECEIPTS
As at the Quarter Ending December 31, 2024

Department : Department of Environment and Natural Resources (DENR)
 Agency/Entity : Mines and Geosciences Bureau
 Region : ALL
 Division : ALL
 Operating Unit : ALL
 Fund Cluster : 03 - Special Account - Locally Funded/Domestic Grants Fund




(e.g. UACS Fund Cluster: 01-Regular Agency Fund, 02-Foreign Assisted Projects Fund, 03-Special Account-Locally Funded/ Domestic Grants Fund, 04-Special Account-Foreign Assisted/Foreign Grants Fund, 05-Internally Generated Funds, 06-Business Related Funds and 07-Trust Receipts)

Classification/Sources of Revenue and Other Receipts	UACS Code	REVENUE TARGET (Annual) per BESF	Actual Revenue and Other Receipts Collections					Cumulative Remittance/Deposits to Date			Variance		Remarks
			1st Quarter	2nd Quarter	3rd Quarter	4th Quarter	Total	Remittance to BTr	Deposited with AGDB	Total	Amount	%	
1	2	3	4	5	6	7	8=(4+5+6+7)	9	10	11=(9+10)	12=(8-3)	13=(12/3)	14
Special Account - Locally Funded/Domestic Grants Fund		185,826,396.00	8,136,956.46	75,788,239.47	102,664,032.67	31,789,138.24	218,378,366.84	216,980,632.69	0.00	216,980,632.69	32,551,970.84	18 %	
Revenue Collections		185,826,396.00	8,133,497.91	75,727,653.42	102,648,507.60	31,664,050.85	218,173,709.78	216,777,368.48	0.00	216,777,368.48	32,347,313.78	17 %	
Cash Revenue		185,826,396.00	8,133,497.91	75,727,653.42	102,648,507.60	31,664,050.85	218,173,709.78	216,777,368.48	0.00	216,777,368.48	32,347,313.78	17 %	
Non-Tax		185,826,396.00	8,133,497.91	75,727,653.42	102,648,507.60	31,664,050.85	218,173,709.78	216,777,368.48	0.00	216,777,368.48	32,347,313.78	17 %	
National Capital Region (NCR)		826,396.00	0.00	0.00	82,150.00	309,670.00	391,820.00	391,820.00	0.00	391,820.00	(434,576.00)	-53 %	
4040101000 - SHARE FROM NATIONAL WEALTH	4040101000	826,396.00	0.00	0.00	82,150.00	309,670.00	391,820.00	391,820.00	0.00	391,820.00	(434,576.00)	-53 %	
Region III - Central Luzon		10,000,000.00	1,792,566.09	2,962,072.73	9,806.95	2,297,168.65	7,061,614.42	7,061,614.42	0.00	7,061,614.42	(2,938,385.58)	-29 %	
4040101000 - SHARE FROM NATIONAL WEALTH	4040101000	10,000,000.00	1,792,566.09	2,962,072.73	9,806.95	2,297,168.65	7,061,614.42	7,061,614.42	0.00	7,061,614.42	(2,938,385.58)	-29 %	
Region V - Bicol		0.00	4,832.03	0.00	0.00	(4,832.03)	0.00	0.00	0.00	0.00	0.00	0 %	
4040101000 - SHARE FROM NATIONAL WEALTH	4040101000	0.00	4,832.03	0.00	0.00	(4,832.03)	0.00	0.00	0.00	0.00	0.00	0 %	
Region XIII - CARAGA		175,000,000.00	6,336,099.79	72,765,580.69	102,556,550.65	29,062,044.23	210,720,275.36	209,323,934.06	0.00	209,323,934.06	35,720,275.36	20 %	
4040101000 - SHARE FROM NATIONAL WEALTH	4040101000	175,000,000.00	6,336,099.79	72,765,580.69	102,556,550.65	29,062,044.23	210,720,275.36	209,323,934.06	0.00	209,323,934.06	35,720,275.36	20 %	
Non-Revenue Collections/Other Receipts		0.00	3,458.55	60,586.05	15,525.07	125,087.39	204,657.06	203,264.21	0.00	203,264.21	204,657.06	0 %	
Cash Receipts		0.00	3,458.55	60,586.05	15,525.07	125,087.39	204,657.06	203,264.21	0.00	203,264.21	204,657.06	0 %	
Others		0.00	3,458.55	60,586.05	15,525.07	125,087.39	204,657.06	203,264.21	0.00	203,264.21	204,657.06	0 %	
National Capital Region (NCR)		0.00	1,582.57	44,315.28	13,156.10	62,123.85	121,177.80	121,177.80	0.00	121,177.80	121,177.80	0 %	
1030101000 - ACCOUNTS RECEIVABLE	1030101000	0.00	0.00	0.00	0.00	2.00	2.00	2.00	0.00	2.00	2.00	0 %	
1030502000 - DUE FROM OFFICERS AND EMPLOYEES	1030502000	0.00	0.00	0.00	0.00	2,678.50	2,678.50	2,678.50	0.00	2,678.50	2,678.50	0 %	
1030599000 - OTHER RECEIVABLES	1030599000	0.00	1,582.57	0.00	0.00	0.00	1,582.57	1,582.57	0.00	1,582.57	1,582.57	0 %	
1990103000 - ADVANCES FOR SPECIAL DISBURSING OFFICER	1990103000	0.00	0.00	42,515.28	10,001.26	46,385.10	98,901.64	98,901.64	0.00	98,901.64	98,901.64	0 %	
1990104000 - ADVANCES TO OFFICERS AND EMPLOYEES	1990104000	0.00	0.00	1,800.00	3,154.84	13,058.25	18,013.09	18,013.09	0.00	18,013.09	18,013.09	0 %	
Region I - Ilocos		0.00	0.00	9,228.77	134.00	3,250.50	12,613.27	12,613.27	0.00	12,613.27	12,613.27	0 %	
1990103000 - ADVANCES FOR SPECIAL DISBURSING OFFICER	1990103000	0.00	0.00	9,228.77	134.00	250.50	9,613.27	9,613.27	0.00	9,613.27	9,613.27	0 %	
3010101000 - GOVERNMENT EQUITY	3010101000	0.00	0.00	0.00	0.00	3,000.00	3,000.00	3,000.00	0.00	3,000.00	3,000.00	0 %	
Cordillera Administrative Region (CAR)		0.00	0.00	0.00	0.00	0.00	0.00	0.00	0.00	0.00	0.00	0 %	
Region III - Central Luzon		0.00	0.00	0.00	0.00	1,392.85	1,392.85	0.00	0.00	0.00	1,392.85	0 %	
1990103000 - ADVANCES FOR SPECIAL DISBURSING OFFICER	1990103000	0.00	0.00	0.00	0.00	1,392.85	1,392.85	0.00	0.00	0.00	1,392.85	0 %	
Region IVA - CALABARZON		0.00	0.00	480.00	0.00	314.00	794.00	794.00	0.00	794.00	794.00	0 %	
1990103000 - ADVANCES FOR SPECIAL DISBURSING OFFICER	1990103000	0.00	0.00	480.00	0.00	314.00	794.00	794.00	0.00	794.00	794.00	0 %	
Region IVB - MIMAROPA		0.00	0.00	0.00	0.00	39,001.98	39,001.98	39,001.98	0.00	39,001.98	39,001.98	0 %	
1030502000 - DUE FROM OFFICERS AND EMPLOYEES	1030502000	0.00	0.00	0.00	0.00	418.00	418.00	418.00	0.00	418.00	418.00	0 %	
1990103000 - ADVANCES FOR SPECIAL DISBURSING OFFICER	1990103000	0.00	0.00	0.00	0.00	16,723.88	16,723.88	16,723.88	0.00	16,723.88	16,723.88	0 %	
1990104000 - ADVANCES TO OFFICERS AND EMPLOYEES	1990104000	0.00	0.00	0.00	0.00	21,860.10	21,860.10	21,860.10	0.00	21,860.10	21,860.10	0 %	
Region V - Bicol		0.00	0.00	3,104.97	2,234.97	6,183.46	11,523.40	11,523.40	0.00	11,523.40	11,523.40	0 %	
1990103000 - ADVANCES FOR SPECIAL DISBURSING OFFICER	1990103000	0.00	0.00	3,104.97	2,234.97	6,183.46	11,523.40	11,523.40	0.00	11,523.40	11,523.40	0 %	
Region VI - Western Visayas		0.00	1,875.98	0.00	0.00	9,000.00	10,875.98	10,875.98	0.00	10,875.98	10,875.98	0 %	
1990103000 - ADVANCES FOR SPECIAL DISBURSING OFFICER	1990103000	0.00	1,875.98	0.00	0.00	0.00	1,875.98	1,875.98	0.00	1,875.98	1,875.98	0 %	
1990104000 - ADVANCES TO OFFICERS AND EMPLOYEES	1990104000	0.00	0.00	0.00	0.00	9,000.00	9,000.00	9,000.00	0.00	9,000.00	9,000.00	0 %	

Region VII - Central Visayas		0.00	0.00	1,800.00	0.00	3,820.75	5,620.75	5,620.75	0.00	5,620.75	5,620.75	0 %
1990103000 - ADVANCES FOR SPECIAL DISBURSING OFFICER	1990103000	0.00	0.00	0.00	0.00	1,500.00	1,500.00	1,500.00	0.00	1,500.00	1,500.00	0 %
1990104000 - ADVANCES TO OFFICERS AND EMPLOYEES	1990104000	0.00	0.00	1,800.00	0.00	2,320.75	4,120.75	4,120.75	0.00	4,120.75	4,120.75	0 %
Region XI - Davao		0.00	0.00	1,657.03	0.00	0.00	1,657.03	1,657.03	0.00	1,657.03	1,657.03	0 %
1990103000 - ADVANCES FOR SPECIAL DISBURSING OFFICER	1990103000	0.00	0.00	1,657.03	0.00	0.00	1,657.03	1,657.03	0.00	1,657.03	1,657.03	0 %
GRAND TOTAL		185,826,396.00	8,136,956.46	75,788,239.47	102,664,032.67	31,789,138.24	218,378,366.84	216,980,632.69	0.00	216,980,632.69	32,551,970.84	18 %


This report was generated using the Unified Reporting System on January 24, 2025 11:28 AM; SUBMITTED

Certified Correct:



SHANYLALE G. DIONISIO
Chief, Accounting Section

Recommending Approval By:



GLORIA D. MENDOZA

Chief, Financial & Management Division

Approved By:

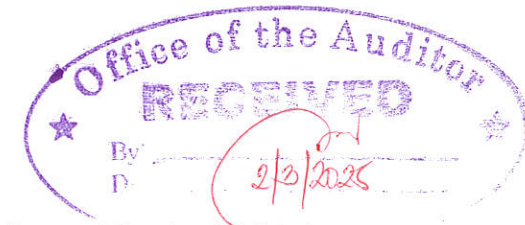


MICHAEL V. CABALDA

Assistant Secretary for Mining Concerns
and concurrent OIC Director

QUARTERLY REPORT OF REVENUE AND OTHER RECEIPTS
As at the Quarter Ending December 31, 2024

Department : Department of Environment and Natural Resources (DENR)
 Agency/Entity : Mines and Geosciences Bureau
 Region : ALL
 Division : ALL
 Operating Unit : ALL
 Fund Cluster : 04 - Special Account - Foreign Assisted/Foreign Grants Fund



(e.g. UACS Fund Cluster: 01-Regular Agency Fund, 02-Foreign Assisted Projects Fund, 03-Special Account-Locally Funded/ Domestic Grants Fund, 04-Special Account-Foreign Assisted/Foreign Grants Fund, 05-Internally Generated Funds, 06-Business Related Funds and 07-Trust Receipts)

Classification/Sources of Revenue and Other Receipts	UACS Code	REVENUE TARGET (Annual) per BESF	Actual Revenue and Other Receipts Collections					Cumulative Remittance/Deposits to Date			Variance		Remarks
			1st Quarter	2nd Quarter	3rd Quarter	4th Quarter	Total	Remittance to BTr	Deposited with AGDB	Total	Amount	%	
1	2	3	4	5	6	7	8=(4+5+6+7)	9	10	11=(9+10)	12=(8-3)	13=(12/3)	14
Special Account - Foreign Assisted/Foreign Grants Fund		0.00	0.00	5,960.00	0.00	12,036.00	17,996.00	0.00	17,996.00	17,996.00	17,996.00	0 %	
Non-Revenue Collections/Other Receipts		0.00	0.00	5,960.00	0.00	12,036.00	17,996.00	0.00	17,996.00	17,996.00	17,996.00	0 %	
Cash Receipts		0.00	0.00	5,960.00	0.00	12,036.00	17,996.00	0.00	17,996.00	17,996.00	17,996.00	0 %	
Others		0.00	0.00	5,960.00	0.00	12,036.00	17,996.00	0.00	17,996.00	17,996.00	17,996.00	0 %	
1030502000 - DUE FROM OFFICERS AND EMPLOYEES	1030502000	0.00	0.00	0.00	0.00	1,386.00	1,386.00	0.00	1,386.00	1,386.00	1,386.00	0 %	
1990103000 - ADVANCES FOR SPECIAL DISBURSING OFFICER	1990103000	0.00	0.00	800.00	0.00	8,422.00	9,222.00	0.00	9,222.00	9,222.00	9,222.00	0 %	
1990104000 - ADVANCES TO OFFICERS AND EMPLOYEES	1990104000	0.00	0.00	5,160.00	0.00	2,228.00	7,388.00	0.00	7,388.00	7,388.00	7,388.00	0 %	
GRAND TOTAL		0.00	0.00	5,960.00	0.00	12,036.00	17,996.00	0.00	17,996.00	17,996.00	17,996.00	0 %	

This report was generated using the Unified Reporting System on January 24, 2025 11:31 AM; SUBMITTED

Certified Correct:

SHANYLALE G. DIONISIO
 Chief, Accounting Section

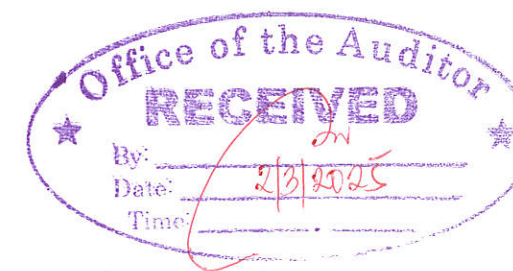
Recommending Approval By:

GLORIA D. MENDOZA
 Chief, Financial & Management Division

Approved By:

MICHAEL V. CABALDA
 Assistant Secretary for Mining Concerns
 and concurrent OIC Director

QUARTERLY REPORT OF REVENUE AND OTHER RECEIPTS
As at the Quarter Ending December 31, 2024



Department : Department of Environment and Natural Resources (DENR)
 Agency/Entity : Mines and Geosciences Bureau
 Region : ALL
 Division : ALL
 Operating Unit : ALL
 Fund Cluster : 04 - Special Account - Foreign Assisted/Foreign Grants Fund

(e.g. UACS Fund Cluster: 01-Regular Agency Fund, 02-Foreign Assisted Projects Fund, 03-Special Account-Locally Funded/ Domestic Grants Fund, 04-Special Account-Foreign Assisted/Foreign Grants Fund, 05-Internally Generated Funds, 06-Business Related Funds and 07-Trust Receipts)

Classification/Sources of Revenue and Other Receipts	UACS Code	REVENUE TARGET (Annual) per BESF	Actual Revenue and Other Receipts Collections					Cumulative Remittance/Deposits to Date			Variance		Remarks
			1st Quarter	2nd Quarter	3rd Quarter	4th Quarter	Total	Remittance to BTr	Deposited with AGDB	Total	Amount	%	
1	2	3	4	5	6	7	8=(4+5+6+7)	9	10	11=(9+10)	12=(8-3)	13=(12/3)	14
Special Account - Foreign Assisted/Foreign Grants Fund		0.00	0.00	5,960.00	0.00	12,036.00	17,996.00	0.00	17,996.00	17,996.00	17,996.00	0 %	
Non-Revenue Collections/Other Receipts		0.00	0.00	5,960.00	0.00	12,036.00	17,996.00	0.00	17,996.00	17,996.00	17,996.00	0 %	
Cash Receipts		0.00	0.00	5,960.00	0.00	12,036.00	17,996.00	0.00	17,996.00	17,996.00	17,996.00	0 %	
Others		0.00	0.00	5,960.00	0.00	12,036.00	17,996.00	0.00	17,996.00	17,996.00	17,996.00	0 %	
National Capital Region (NCR)		0.00	0.00	5,960.00	0.00	12,036.00	17,996.00	0.00	17,996.00	17,996.00	17,996.00	0 %	
1030502000 - DUE FROM OFFICERS AND EMPLOYEES	1030502000	0.00	0.00	0.00	0.00	1,386.00	1,386.00	0.00	1,386.00	1,386.00	1,386.00	0 %	
1990103000 - ADVANCES FOR SPECIAL DISBURSING OFFICER	1990103000	0.00	0.00	800.00	0.00	8,422.00	9,222.00	0.00	9,222.00	9,222.00	9,222.00	0 %	
1990104000 - ADVANCES TO OFFICERS AND EMPLOYEES	1990104000	0.00	0.00	5,160.00	0.00	2,228.00	7,388.00	0.00	7,388.00	7,388.00	7,388.00	0 %	
GRAND TOTAL		0.00	0.00	5,960.00	0.00	12,036.00	17,996.00	0.00	17,996.00	17,996.00	17,996.00	0 %	

This report was generated using the Unified Reporting System on January 24, 2025 11:31 AM; SUBMITTED

Page 1 of 1

Certified Correct:

SHANYLALE G. DIONISIO
 Chief, Accounting Section

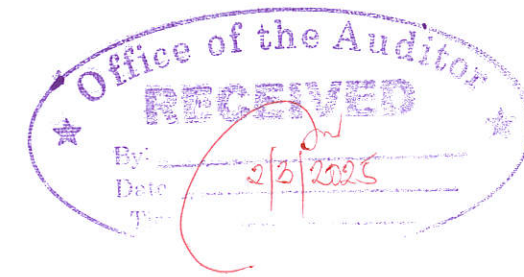
Recommending Approval By:

GLORIA D. MENDOZA
 Chief, Financial & Management Division

Approved By:

MICHAEL V. CABALDA
 Assistant Secretary for Mining Concerns
 and concurrent OIC Director

QUARTERLY REPORT OF REVENUE AND OTHER RECEIPTS
As at the Quarter Ending December 31, 2024



Department : Department of Environment and Natural Resources (DENR)
 Agency/Entity : Mines and Geosciences Bureau
 Region : ALL
 Division : ALL
 Operating Unit : ALL
 Fund Cluster : 07 - Trust Receipts

(e.g. UACS Fund Cluster: 01-Regular Agency Fund, 02-Foreign Assisted Projects Fund, 03-Special Account-Locally Funded/ Domestic Grants Fund, 04-Special Account-Foreign Assisted/Foreign Grants Fund, 05-Internally Generated Funds, 06-Business Related Funds and 07-Trust Receipts)

Classification/Sources of Revenue and Other Receipts	UACS Code	REVENUE TARGET (Annual) per BESF	Actual Revenue and Other Receipts Collections					Cumulative Remittance/Deposits to Date			Variance		Remarks
			1st Quarter	2nd Quarter	3rd Quarter	4th Quarter	Total	Remittance to BTr	Deposited with AGDB	Total	Amount	%	
1	2	3	4	5	6	7	8=(4+5+6+7)	9	10	11=(9+10)	12=(8-3)	13=(12/3)	14
Trust Receipts		0.00	8,945,609.00	193,854.63	19,934.47	1,318,926.58	10,478,324.68	270,333.96	10,207,990.72	10,478,324.68	10,478,324.68	0 %	
Inter-Agency Transferred Funds (IATF) Deposited with the National		0.00	5,935,000.00	0.00	0.00	0.00	5,935,000.00	0.00	5,935,000.00	5,935,000.00	5,935,000.00	0 %	
516803 - DUE TO NGAS		0.00	5,935,000.00	0.00	0.00	0.00	5,935,000.00	0.00	5,935,000.00	5,935,000.00	5,935,000.00	0 %	
Other Trust Receipts Deposited with the National Treasury		0.00	27,479.00	193,854.63	300.00	48,700.33	270,333.96	270,333.96	0.00	270,333.96	270,333.96	0 %	
516795 - PD 1856		0.00	60.00	180.00	200.00	340.00	780.00	780.00	0.00	780.00	780.00	0 %	
527020 - PERFORMANCE BOND		0.00	27,319.00	193,614.63	0.00	0.00	220,933.63	220,933.63	0.00	220,933.63	220,933.63	0 %	
527021 - PD 1856		0.00	40.00	60.00	80.00	0.00	180.00	180.00	0.00	180.00	180.00	0 %	
527218 - PD 1856		0.00	60.00	0.00	20.00	40.00	120.00	120.00	0.00	120.00	120.00	0 %	
532640 - ACCOUNTS PAYABLE		0.00	0.00	0.00	0.00	48,320.33	48,320.33	48,320.33	0.00	48,320.33	48,320.33	0 %	
Trust Receipts Deposited with Authorized Government Depository		0.00	2,983,130.00	0.00	19,634.47	1,270,226.25	4,272,990.72	0.00	4,272,990.72	4,272,990.72	4,272,990.72	0 %	
527022 - ASSISTANCE FROM OTHER NGAS		0.00	2,983,130.00	0.00	0.00	1,250,000.00	4,233,130.00	0.00	4,233,130.00	4,233,130.00	4,233,130.00	0 %	
527027 - REFUND OF EXCESS CASH ADVANCES - SPECIAL DISBURSING OFFICER		0.00	0.00	0.00	19,634.47	20,226.25	39,860.72	0.00	39,860.72	39,860.72	39,860.72	0 %	
GRAND TOTAL		0.00	8,945,609.00	193,854.63	19,934.47	1,318,926.58	10,478,324.68	270,333.96	10,207,990.72	10,478,324.68	10,478,324.68	0 %	

This report was generated using the Unified Reporting System on January 24, 2025 11:38 AM; SUBMITTED

Certified Correct:

SHANYLALE G. DIONISIO
 Chief, Accounting Section


Recommending Approval By:

GLORIA D. MENDOZA
 Chief, Financial & Management Division

Approved By:

MICHAEL V. CABALDA
 Assistant Secretary for Mining Concerns
 and concurrent OIC Director

QUARTERLY REPORT OF REVENUE AND OTHER RECEIPTS
As at the Quarter Ending December 31, 2024



Department : Department of Environment and Natural Resources (DENR)
 Agency/Entity : Mines and Geosciences Bureau
 Region : ALL
 Division : ALL
 Operating Unit : ALL
 Fund Cluster : 07 - Trust Receipts

(e.g. UACS Fund Cluster: 01-Regular Agency Fund, 02-Foreign Assisted Projects Fund, 03-Special Account-Locally Funded/ Domestic Grants Fund, 04-Special Account-Foreign Assisted/Foreign Grants Fund, 05-Internally Generated Funds, 06-Business Related Funds and 07-Trust Receipts)

Classification/Sources of Revenue and Other Receipts	UACS Code	REVENUE TARGET (Annual) per BESF	Actual Revenue and Other Receipts Collections					Cumulative Remittance/Deposits to Date			Variance		Remarks
			1st Quarter	2nd Quarter	3rd Quarter	4th Quarter	Total	Remittance to BTr	Deposited with AGDB	Total	Amount	%	
1	2	3	4	5	6	7	8=(4+5+6+7)	9	10	11=(9+10)	12=(8-3)	13=(12/3)	14
Trust Receipts		0.00	8,945,609.00	193,854.63	19,934.47	1,318,926.58	10,478,324.68	270,333.96	10,207,990.72	10,478,324.68	10,478,324.68	0 %	
Inter-Agency Transferred Funds (IATF) Deposited with the National		0.00	5,935,000.00	0.00	0.00	0.00	5,935,000.00	0.00	5,935,000.00	5,935,000.00	5,935,000.00	0 %	
Region III - Central Luzon		0.00	5,935,000.00	0.00	0.00	0.00	5,935,000.00	0.00	5,935,000.00	5,935,000.00	5,935,000.00	0 %	
516803 - DUE TO NGAS		0.00	5,935,000.00	0.00	0.00	0.00	5,935,000.00	0.00	5,935,000.00	5,935,000.00	5,935,000.00	0 %	
Other Trust Receipts Deposited with the National Treasury		0.00	27,479.00	193,854.63	300.00	48,700.33	270,333.96	270,333.96	0.00	270,333.96	270,333.96	0 %	
National Capital Region (NCR)		0.00	27,359.00	193,674.63	80.00	0.00	221,113.63	221,113.63	0.00	221,113.63	221,113.63	0 %	
527020 - PERFORMANCE BOND		0.00	27,319.00	193,614.63	0.00	0.00	220,933.63	220,933.63	0.00	220,933.63	220,933.63	0 %	
527021 - PD 1856		0.00	40.00	60.00	80.00	0.00	180.00	180.00	0.00	180.00	180.00	0 %	
Region IVA - CALABARZON		0.00	60.00	180.00	200.00	340.00	780.00	780.00	0.00	780.00	780.00	0 %	
516795 - PD 1856		0.00	60.00	180.00	200.00	340.00	780.00	780.00	0.00	780.00	780.00	0 %	
Region V - Bicol		0.00	0.00	0.00	0.00	48,320.33	48,320.33	48,320.33	0.00	48,320.33	48,320.33	0 %	
532640 - ACCOUNTS PAYABLE		0.00	0.00	0.00	0.00	48,320.33	48,320.33	48,320.33	0.00	48,320.33	48,320.33	0 %	
Region VI - Western Visayas		0.00	60.00	0.00	20.00	40.00	120.00	120.00	0.00	120.00	120.00	0 %	
527218 - PD 1856		0.00	60.00	0.00	20.00	40.00	120.00	120.00	0.00	120.00	120.00	0 %	
Trust Receipts Deposited with Authorized Government Depository		0.00	2,983,130.00	0.00	19,634.47	1,270,226.25	4,272,990.72	0.00	4,272,990.72	4,272,990.72	4,272,990.72	0 %	
National Capital Region (NCR)		0.00	2,983,130.00	0.00	19,634.47	1,270,226.25	4,272,990.72	0.00	4,272,990.72	4,272,990.72	4,272,990.72	0 %	
527022 - ASSISTANCE FROM OTHER NGAS		0.00	2,983,130.00	0.00	0.00	1,250,000.00	4,233,130.00	0.00	4,233,130.00	4,233,130.00	4,233,130.00	0 %	
527027 - REFUND OF EXCESS CASH ADVANCES - SPECIAL DISBURSING OFFICER		0.00	0.00	0.00	19,634.47	20,226.25	39,860.72	0.00	39,860.72	39,860.72	39,860.72	0 %	
GRAND TOTAL		0.00	8,945,609.00	193,854.63	19,934.47	1,318,926.58	10,478,324.68	270,333.96	10,207,990.72	10,478,324.68	10,478,324.68	0 %	

This report was generated using the Unified Reporting System on January 24, 2025 11:39 AM; SUBMITTED

Certified Correct:

SHANYLALE G. DIONISIO
Chief, Accounting Section

Recommending Approval By:

GLORIA D. MENDOZA
Chief, Financial & Management Division

Approved By:

MICHAEL V. CABALDA
Assistant Secretary for Mining Concerns
and concurrent OIC Director