

STATEMENT OF APPROPRIATIONS, ALLOTMENTS, OBLIGATIONS, DISBURSEMENTS AND BALANCES
As at the Quarter Ending June 30, 2024



Department : Department of Environment and Natural Resources (DENR)
 Agency/Entity : Mines and Geosciences Bureau
 Region : ALL
 Division : ALL
 Operating Unit : ALL
 Fund Cluster : 03 - Special Account - Locally Funded/Domestic Grants Fund

Current Year Appropriations
 Supplemental Appropriations
 Continuing Appropriations

(e.g. UACS Fund Cluster: 01-Regular Agency Fund, 02-Foreign Assisted Projects Fund, 03-Special Account-Locally Funded/Domestic Grants Fund, and 04-Special Account-Foreign Assisted/Foreign Grants Fund)

Particulars	UACS CODE	Appropriations			Allotments			Current Year Obligations			Current Year Disbursements			Balances					
		Authorized Appropriations	Adjustments (Transfer To/From, Modifications/ Augmentations)	Adjusted Appropriations	Allotments Received	Adjustments (Reductions, Modifications/ Augmentations)	Transfer To	Transfer From	Adjusted Total Allotments	1st Quarter Ending March 31	2nd Quarter Ending June 30	Total	1st Quarter Ending March 31	2nd Quarter Ending June 30	Total	Unreleased Appropriations	Unobligated Allotments	Unpaid Obligations (15-20)=(23+24)	
1	2	3	4	5=(3+4)	6	7	8	9	10={6+(-)7}	11	12	15=(11+12+13)	16	17	20=(16+17+18)	21=(5-10)	22=(10-15)	23	24
II. Automatic Appropriations		147,000,000.00	0.00	147,000,000.00	147,000,000.00	0.00	(41,038,410.00)	41,038,410.00	147,000,000.00	35,407,898.16	26,827,064.28	62,234,962.44	4,386,132.26	41,222,378.00	45,608,510.26	0.00	84,765,037.56	4,641,547.30	11,984,904.88
Mineral Resources Development	3102001000 01000	147,000,000.00	0.00	147,000,000.00	147,000,000.00	0.00	(41,038,410.00)	41,038,410.00	147,000,000.00	35,407,898.16	26,827,064.28	62,234,962.44	4,386,132.26	41,222,378.00	45,608,510.26	0.00	84,765,037.56	4,641,547.30	11,984,904.88
MOOE		86,819,000.00	0.00	86,819,000.00	86,819,000.00	0.00	(41,038,410.00)	41,038,410.00	86,819,000.00	6,105,148.16	23,619,064.28	29,724,212.44	4,386,132.26	15,669,628.00	20,055,760.26	0.00	57,094,787.56	1,433,547.30	8,234,904.88
CO		60,181,000.00	0.00	60,181,000.00	60,181,000.00	0.00	0.00	0.00	60,181,000.00	29,302,750.00	3,208,000.00	32,510,750.00	0.00	25,552,750.00	25,552,750.00	0.00	27,670,250.00	3,208,000.00	3,750,000.00
Sub-total		147,000,000.00	0.00	147,000,000.00	147,000,000.00	0.00	(41,038,410.00)	41,038,410.00	147,000,000.00	35,407,898.16	26,827,064.28	62,234,962.44	4,386,132.26	41,222,378.00	45,608,510.26	0.00	84,765,037.56	4,641,547.30	11,984,904.88
PS		0.00	0.00	0.00	0.00	0.00	0.00	0.00	0.00	0.00	0.00	0.00	0.00	0.00	0.00	0.00	0.00	0.00	0.00
MOOE		86,819,000.00	0.00	86,819,000.00	86,819,000.00	0.00	(41,038,410.00)	41,038,410.00	86,819,000.00	6,105,148.16	23,619,064.28	29,724,212.44	4,386,132.26	15,669,628.00	20,055,760.26	0.00	57,094,787.56	1,433,547.30	8,234,904.88
FinEx		0.00	0.00	0.00	0.00	0.00	0.00	0.00	0.00	0.00	0.00	0.00	0.00	0.00	0.00	0.00	0.00	0.00	0.00
CO		60,181,000.00	0.00	60,181,000.00	60,181,000.00	0.00	0.00	0.00	60,181,000.00	29,302,750.00	3,208,000.00	32,510,750.00	0.00	25,552,750.00	25,552,750.00	0.00	27,670,250.00	3,208,000.00	3,750,000.00
Sub-total, II. Automatic Appropriations		147,000,000.00	0.00	147,000,000.00	147,000,000.00	0.00	(41,038,410.00)	41,038,410.00	147,000,000.00	35,407,898.16	26,827,064.28	62,234,962.44	4,386,132.26	41,222,378.00	45,608,510.26	0.00	84,765,037.56	4,641,547.30	11,984,904.88
PS		0.00	0.00	0.00	0.00	0.00	0.00	0.00	0.00	0.00	0.00	0.00	0.00	0.00	0.00	0.00	0.00	0.00	0.00
MOOE		86,819,000.00	0.00	86,819,000.00	86,819,000.00	0.00	(41,038,410.00)	41,038,410.00	86,819,000.00	6,105,148.16	23,619,064.28	29,724,212.44	4,386,132.26	15,669,628.00	20,055,760.26	0.00	57,094,787.56	1,433,547.30	8,234,904.88
FinEx		0.00	0.00	0.00	0.00	0.00	0.00	0.00	0.00	0.00	0.00	0.00	0.00	0.00	0.00	0.00	0.00	0.00	0.00
CO		60,181,000.00	0.00	60,181,000.00	60,181,000.00	0.00	0.00	0.00	60,181,000.00	29,302,750.00	3,208,000.00	32,510,750.00	0.00	25,552,750.00	25,552,750.00	0.00	27,670,250.00	3,208,000.00	3,750,000.00
GRAND TOTAL		147,000,000.00	0.00	147,000,000.00	147,000,000.00	0.00	(41,038,410.00)	41,038,410.00	147,000,000.00	35,407,898.16	26,827,064.28	62,234,962.44	4,386,132.26	41,222,378.00	45,608,510.26	0.00	84,765,037.56	4,641,547.30	11,984,904.88
PS		0.00	0.00	0.00	0.00	0.00	0.00	0.00	0.00	0.00	0.00	0.00	0.00	0.00	0.00	0.00	0.00	0.00	0.00
MOOE		86,819,000.00	0.00	86,819,000.00	86,819,000.00	0.00	(41,038,410.00)	41,038,410.00	86,819,000.00	6,105,148.16	23,619,064.28	29,724,212.44	4,386,132.26	15,669,628.00	20,055,760.26	0.00	57,094,787.56	1,433,547.30	8,234,904.88
FINEX		0.00	0.00	0.00	0.00	0.00	0.00	0.00	0.00	0.00	0.00	0.00	0.00	0.00	0.00	0.00	0.00	0.00	0.00
CO		60,181,000.00	0.00	60,181,000.00	60,181,000.00	0.00	0.00	0.00	60,181,000.00	29,302,750.00	3,208,000.00	32,510,750.00	0.00	25,552,750.00	25,552,750.00	0.00	27,670,250.00	3,208,000.00	3,750,000.00

Certified Correct:

DARIA K. MALINAO
Chief, Budget Section

Certified Correct:

SHANYLALE G. DIONISIO
Chief, Accounting Section

Recommending Approval:

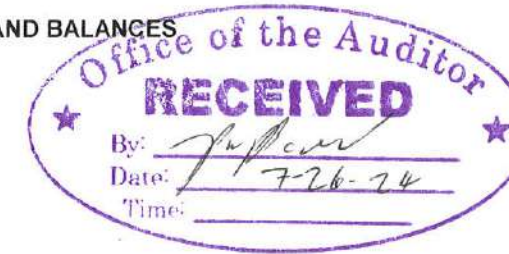
GLORIA D. MENDOZA
Chief, Financial and Management Division

Approved By:

ATTY. DANILO U. UYKIENG
OIC, Director

STATEMENT OF APPROPRIATIONS, ALLOTMENTS, OBLIGATIONS, DISBURSEMENTS AND BALANCES
As at the Quarter Ending June 30, 2024

Department : Department of Environment and Natural Resources (DENR)
Agency/Entity : Mines and Geosciences Bureau
Region : ALL
Division : ALL
Operating Unit : ALL
Organization Code : ALL
Fund Cluster : 01 - Regular Agency Fund



Current Year Appropriations
Supplemental Appropriations
X Continuing Appropriations


(e.g. UACS Fund Cluster: 01-Regular Agency Fund, 02-Foreign Assisted Projects Fund, 03-Special Account-Locally Funded/Domestic Grants Fund, and 04-Special Account-Foreign Assisted/Foreign Grants Fund)

Table with 25 columns: Particulars, UACS CODE, Appropriations (Authorized, Adjustments, Adjusted), Allotments (SARO, Unobligated, Adjustments, Transfer To, Transfer From, Adjusted Total), Current Year Obligations (1st Quarter, 2nd Quarter, TOTAL), Current Year Disbursements (1st Quarter, 2nd Quarter, TOTAL), Balances (Unreleased Appropriations, Unobligated Allotments, Due and Demandable, Unpaid Obligations (16-21)=(24+25)).

Particulars	UACS CODE	Appropriations			Allotments						Current Year Obligations			Current Year Disbursements			Balances			
		Authorized Appropriations	Adjustments (Transfer To/From, Modifications/ Augmentations)	Adjusted Appropriations	Allotments Received		Adjustments (Reductions, Modifications/ Augmentations)	Transfer To	Transfer From	Adjusted Total Allotments	1st Quarter Ending March 31	2nd Quarter Ending June 30	TOTAL	1st Quarter Ending March 31	2nd Quarter Ending June 30	TOTAL	"Unused Fund"		Unpaid Obligations (16-21)=(24+25)	
					SARO	Unobligated											Unreleased Appropriations	Unobligated Allotments	Due and Demandable	Not Yet Due and Demandable
1	2	3	4	5=(3+4)	6	7	8	9	10	11={6+7(-)8}-9	12	13	16=(12+13+14+15)	17	18	21=(17+18+19+20)	22=(5-11)	22=(11-16)	24	25
Geological Assessment for Risk Reduction and Resiliency	320300100001000	0.00	0.00	0.00	0.00	3,934,222.54	0.00	(598,831.30)	598,831.30	3,934,222.54	0.00	1,270,000.00	1,270,000.00	0.00	0.00	0.00	0.00	2,664,222.54	0.00	1,270,000.00
MOOE		0.00	0.00	0.00	0.00	3,164,222.54	0.00	(598,831.30)	598,831.30	3,164,222.54	0.00	500,000.00	500,000.00	0.00	0.00	0.00	0.00	2,664,222.54	0.00	500,000.00
CO		0.00	0.00	0.00	0.00	770,000.00	0.00	0.00	0.00	770,000.00	0.00	770,000.00	770,000.00	0.00	0.00	0.00	0.00	0.00	0.00	770,000.00
Sub-total, Operations		0.00	0.00	0.00	0.00	5,356,539.32	0.00	(598,831.30)	598,831.30	5,356,539.32	0.00	1,878,786.61	1,878,786.61	0.00	0.00	0.00	0.00	3,477,752.71	0.00	1,878,786.61
PS		0.00	0.00	0.00	0.00	0.00	0.00	0.00	0.00	0.00	0.00	0.00	0.00	0.00	0.00	0.00	0.00	0.00	0.00	0.00
MOOE		0.00	0.00	0.00	0.00	4,586,539.32	0.00	(598,831.30)	598,831.30	4,586,539.32	0.00	1,108,786.61	1,108,786.61	0.00	0.00	0.00	0.00	3,477,752.71	0.00	1,108,786.61
FinEx		0.00	0.00	0.00	0.00	0.00	0.00	0.00	0.00	0.00	0.00	0.00	0.00	0.00	0.00	0.00	0.00	0.00	0.00	0.00
CO		0.00	0.00	0.00	0.00	770,000.00	0.00	0.00	0.00	770,000.00	0.00	770,000.00	770,000.00	0.00	0.00	0.00	0.00	0.00	0.00	770,000.00
Sub-total, I. Agency Specific Budget		0.00	0.00	0.00	0.00	7,782,875.71	0.00	(1,000,000.00)	1,000,000.00	7,782,875.71	62,884.80	2,628,062.50	2,690,947.30	0.00	406,105.97	406,105.97	0.00	5,091,928.41	39,829.87	2,245,011.46
PS		0.00	0.00	0.00	0.00	0.00	0.00	0.00	0.00	0.00	0.00	0.00	0.00	0.00	0.00	0.00	0.00	0.00	0.00	0.00
MOOE		0.00	0.00	0.00	0.00	7,012,875.71	0.00	(1,000,000.00)	1,000,000.00	7,012,875.71	62,884.80	1,858,062.50	1,920,947.30	0.00	406,105.97	406,105.97	0.00	5,091,928.41	39,829.87	1,475,011.46
FinEx		0.00	0.00	0.00	0.00	0.00	0.00	0.00	0.00	0.00	0.00	0.00	0.00	0.00	0.00	0.00	0.00	0.00	0.00	0.00
CO		0.00	0.00	0.00	0.00	770,000.00	0.00	0.00	0.00	770,000.00	0.00	770,000.00	770,000.00	0.00	0.00	0.00	0.00	0.00	0.00	770,000.00
GRAND TOTAL		0.00	0.00	0.00	0.00	7,782,875.71	0.00	(1,000,000.00)	1,000,000.00	7,782,875.71	62,884.80	2,628,062.50	2,690,947.30	0.00	406,105.97	406,105.97	0.00	5,091,928.41	39,829.87	2,245,011.46
PS		0.00	0.00	0.00	0.00	0.00	0.00	0.00	0.00	0.00	0.00	0.00	0.00	0.00	0.00	0.00	0.00	0.00	0.00	0.00
MOOE		0.00	0.00	0.00	0.00	7,012,875.71	0.00	(1,000,000.00)	1,000,000.00	7,012,875.71	62,884.80	1,858,062.50	1,920,947.30	0.00	406,105.97	406,105.97	0.00	5,091,928.41	39,829.87	1,475,011.46
FINEX		0.00	0.00	0.00	0.00	0.00	0.00	0.00	0.00	0.00	0.00	0.00	0.00	0.00	0.00	0.00	0.00	0.00	0.00	0.00
CO		0.00	0.00	0.00	0.00	770,000.00	0.00	0.00	0.00	770,000.00	0.00	770,000.00	770,000.00	0.00	0.00	0.00	0.00	0.00	0.00	770,000.00
Recapitulation by OO:																		0.00		
Unobligated Allotment		0.00	0.00	0.00	0.00	5,356,539.32	0.00	(598,831.30)	598,831.30	5,356,539.32	0.00	1,878,786.61	1,878,786.61	0.00	0.00	0.00	0.00	3,477,752.71	0.00	1,878,786.61
I. Agency Specific Budget		0.00	0.00	0.00	0.00	5,356,539.32	0.00	(598,831.30)	598,831.30	5,356,539.32	0.00	1,878,786.61	1,878,786.61	0.00	0.00	0.00	0.00	3,477,752.71	0.00	1,878,786.61
Mines and Geosciences Bureau		0.00	0.00	0.00	0.00	5,356,539.32	0.00	(598,831.30)	598,831.30	5,356,539.32	0.00	1,878,786.61	1,878,786.61	0.00	0.00	0.00	0.00	3,477,752.71	0.00	1,878,786.61
MINERAL RESOURCES ENFORCEMENT AND REGULATORY PROGRAM		0.00	0.00	0.00	0.00	338,128.47	0.00	0.00	0.00	338,128.47	0.00	0.00	0.00	0.00	0.00	0.00	0.00	338,128.47	0.00	0.00
MINERAL RESOURCES AND GEOSCIENCES DEVELOPMENT PROGRAM		0.00	0.00	0.00	0.00	1,084,188.31	0.00	0.00	0.00	1,084,188.31	0.00	608,786.61	608,786.61	0.00	0.00	0.00	0.00	475,401.70	0.00	608,786.61
GEOLOGICAL RISK REDUCTION AND RESILIENCY PROGRAM		0.00	0.00	0.00	0.00	3,934,222.54	0.00	(598,831.30)	598,831.30	3,934,222.54	0.00	1,270,000.00	1,270,000.00	0.00	0.00	0.00	0.00	2,664,222.54	0.00	1,270,000.00

This report was manually prepared due to certain issues encountered during encoding at URS.

Certified Correct:


DARIA K. MALINAO
 Chief, Budget Section

Certified Correct:


SHANYLALE G. DIONISIO
 Chief, Accounting Section

Recommending Approval:


GLORIA D. MENDOZA
 Chief, Financial and Management Division

Approved By:


ATTY. DANILO U. UYKIENG
 OIC, Director

STATEMENT OF APPROPRIATIONS, ALLOTMENTS, OBLIGATIONS, DISBURSEMENTS AND BALANCES
As at the Quarter Ending June 30, 2024



Department : Department of Environment and Natural Resources (DENR)
 Agency/Entity : Mines and Geosciences Bureau
 Region : ALL
 Division : ALL
 Operating Unit : ALL
 Organization Code : ALL
 Fund Cluster : 03 - Special Account - Locally Funded/Domestic Grants Fund

Current Year Appropriations
 Supplemental Appropriations
 Continuing Appropriations

(e.g. UACS Fund Cluster: 01-Regular Agency Fund, 02-Foreign Assisted Projects Fund, 03-Special Account-Locally Funded/Domestic Grants Fund, and 04-Special Account-Foreign Assisted/Foreign Grants Fund)

Particulars	UACS CODE	Appropriations			Allotments						Current Year Obligations			Current Year Disbursements			Balances			
		Authorized Appropriations	Adjustments (Transfer To/From, Modifications/ Augmentations)	Adjusted Appropriations	Allotments Received		Adjustments (Reductions, Modifications/ Augmentations)	Transfer To	Transfer From	Adjusted Total Allotments	1st Quarter Ending March 31	2nd Quarter Ending June 30	TOTAL	1st Quarter Ending March 31	2nd Quarter Ending June 30	TOTAL	"Unused Fund"		Unpaid Obligations (16-21)=(24+25)	
					SARO	Unobligated											Unreleased Appropriations	Unobligated Allotments	Due and Demandable	Not Yet Due and Demandable
1	2	3	4	5=(3+4)	6	7	8	9	10	11=[(6+7)-8]-9	12	13	14=(12+13)+14	17	18	19=(17+18)+19	22=(5-11)	22=(11-16)	24	25
I. Continuing Appropriations		0.00	0.00	0.00	0.00	949,847.95	0.00	(446,857.58)	446,857.58	949,847.95	0.00	423,657.58	423,657.58	0.00	423,657.58	423,657.58	0.00	526,190.37	0.00	0.00
Unobligated Allotment		0.00	0.00	0.00	0.00	949,847.95	0.00	(446,857.58)	446,857.58	949,847.95	0.00	423,657.58	423,657.58	0.00	423,657.58	423,657.58	0.00	526,190.37	0.00	0.00
I. Agency Specific Budget		0.00	0.00	0.00	0.00	949,847.95	0.00	(446,857.58)	446,857.58	949,847.95	0.00	423,657.58	423,657.58	0.00	423,657.58	423,657.58	0.00	526,190.37	0.00	0.00
Operations		0.00	0.00	0.00	0.00	949,847.95	0.00	(446,857.58)	446,857.58	949,847.95	0.00	423,657.58	423,657.58	0.00	423,657.58	423,657.58	0.00	526,190.37	0.00	0.00
OO : Natural Resources Sustainably Managed		0.00	0.00	0.00	0.00	949,847.95	0.00	(446,857.58)	446,857.58	949,847.95	0.00	423,657.58	423,657.58	0.00	423,657.58	423,657.58	0.00	526,190.37	0.00	0.00
MINERAL RESOURCES AND GEOSCIENCES DEVELOPMENT PROGRAM		0.00	0.00	0.00	0.00	949,847.95	0.00	(446,857.58)	446,857.58	949,847.95	0.00	423,657.58	423,657.58	0.00	423,657.58	423,657.58	0.00	526,190.37	0.00	0.00
Mineral Resources Development	310200100001000	0.00	0.00	0.00	0.00	949,847.95	0.00	(446,857.58)	446,857.58	949,847.95	0.00	423,657.58	423,657.58	0.00	423,657.58	423,657.58	0.00	526,190.37	0.00	0.00
MOOE		0.00	0.00	0.00	0.00	608,584.15	0.00	(296,857.58)	296,857.58	608,584.15	0.00	296,857.58	296,857.58	0.00	296,857.58	296,857.58	0.00	311,726.57	0.00	0.00
CO		0.00	0.00	0.00	0.00	341,263.80	0.00	(150,000.00)	150,000.00	341,263.80	0.00	126,800.00	126,800.00	0.00	126,800.00	126,800.00	0.00	214,463.80	0.00	0.00
Sub-total, Operations		0.00	0.00	0.00	0.00	949,847.95	0.00	(446,857.58)	446,857.58	949,847.95	0.00	423,657.58	423,657.58	0.00	423,657.58	423,657.58	0.00	526,190.37	0.00	0.00
PS		0.00	0.00	0.00	0.00	0.00	0.00	0.00	0.00	0.00	0.00	0.00	0.00	0.00	0.00	0.00	0.00	0.00	0.00	0.00
MOOE		0.00	0.00	0.00	0.00	608,584.15	0.00	(296,857.58)	296,857.58	608,584.15	0.00	296,857.58	296,857.58	0.00	296,857.58	296,857.58	0.00	311,726.57	0.00	0.00
FinEx		0.00	0.00	0.00	0.00	0.00	0.00	0.00	0.00	0.00	0.00	0.00	0.00	0.00	0.00	0.00	0.00	0.00	0.00	0.00
CO		0.00	0.00	0.00	0.00	341,263.80	0.00	(150,000.00)	150,000.00	341,263.80	0.00	126,800.00	126,800.00	0.00	126,800.00	126,800.00	0.00	214,463.80	0.00	0.00
Sub-total, I. Agency Specific Budget		0.00	0.00	0.00	0.00	949,847.95	0.00	(446,857.58)	446,857.58	949,847.95	0.00	423,657.58	423,657.58	0.00	423,657.58	423,657.58	0.00	526,190.37	0.00	0.00
PS		0.00	0.00	0.00	0.00	0.00	0.00	0.00	0.00	0.00	0.00	0.00	0.00	0.00	0.00	0.00	0.00	0.00	0.00	0.00
MOOE		0.00	0.00	0.00	0.00	608,584.15	0.00	(296,857.58)	296,857.58	608,584.15	0.00	296,857.58	296,857.58	0.00	296,857.58	296,857.58	0.00	311,726.57	0.00	0.00
FinEx		0.00	0.00	0.00	0.00	0.00	0.00	0.00	0.00	0.00	0.00	0.00	0.00	0.00	0.00	0.00	0.00	0.00	0.00	0.00
CO		0.00	0.00	0.00	0.00	341,263.80	0.00	(150,000.00)	150,000.00	341,263.80	0.00	126,800.00	126,800.00	0.00	126,800.00	126,800.00	0.00	214,463.80	0.00	0.00
GRAND TOTAL		0.00	0.00	0.00	0.00	949,847.95	0.00	(446,857.58)	446,857.58	949,847.95	0.00	423,657.58	423,657.58	0.00	423,657.58	423,657.58	0.00	526,190.37	0.00	0.00
PS		0.00	0.00	0.00	0.00	0.00	0.00	0.00	0.00	0.00	0.00	0.00	0.00	0.00	0.00	0.00	0.00	0.00	0.00	0.00
MOOE		0.00	0.00	0.00	0.00	608,584.15	0.00	(296,857.58)	296,857.58	608,584.15	0.00	296,857.58	296,857.58	0.00	296,857.58	296,857.58	0.00	311,726.57	0.00	0.00
FINEX		0.00	0.00	0.00	0.00	0.00	0.00	0.00	0.00	0.00	0.00	0.00	0.00	0.00	0.00	0.00	0.00	0.00	0.00	0.00
CO		0.00	0.00	0.00	0.00	341,263.80	0.00	(150,000.00)	150,000.00	341,263.80	0.00	126,800.00	126,800.00	0.00	126,800.00	126,800.00	0.00	214,463.80	0.00	0.00
Recapitulation by OO:																				
Unobligated Allotment		0.00	0.00	0.00	0.00	949,847.95	0.00	(446,857.58)	446,857.58	949,847.95	0.00	423,657.58	423,657.58	0.00	423,657.58	423,657.58	0.00	526,190.37	0.00	0.00
I. Agency Specific Budget		0.00	0.00	0.00	0.00	949,847.95	0.00	(446,857.58)	446,857.58	949,847.95	0.00	423,657.58	423,657.58	0.00	423,657.58	423,657.58	0.00	526,190.37	0.00	0.00
Mines and Geosciences Bureau		0.00	0.00	0.00	0.00	949,847.95	0.00	(446,857.58)	446,857.58	949,847.95	0.00	423,657.58	423,657.58	0.00	423,657.58	423,657.58	0.00	526,190.37	0.00	0.00
MINERAL RESOURCES AND GEOSCIENCES DEVELOPMENT PROGRAM		0.00	0.00	0.00	0.00	949,847.95	0.00	(446,857.58)	446,857.58	949,847.95	0.00	423,657.58	423,657.58	0.00	423,657.58	423,657.58	0.00	526,190.37	0.00	0.00

Certified Correct:

DARIA K. MALINAO
Chief, Budget Section

Certified Correct:

SHANYLALE G. DIONISIO
Chief, Accounting Section

Recommending Approval:

GLORIA D. MENDOZA
Chief, Financial and Management Division

Approved By:

ATTY. DANILO U. UYKIENG
OIC, Director



SUMMARY OF APPROPRIATIONS, ALLOTMENTS, OBLIGATIONS, DISBURSEMENTS AND BALANCES BY OBJECT OF EXPENDITURES
As at the Quarter Ending June 30, 2024

Department : Department of Environment and Natural Resources (DENR)
Agency/Entity : Mines and Geosciences Bureau
Region : ALL
Division : ALL
Operating Unit : ALL
Organization Code : ALL
Fund Cluster : 01 - Regular Agency Fund
(e.g. UACS Fund Cluster: 01-Regular Agency Fund, 02-Foreign Assisted Projects Fund, 03-Special Account-Locally Funded/Domestic Grants Fund, and 04-Special Account-Foreign Assisted/Foreign Grants Fund)

Table with 3 rows for appropriation status: Current Year Appropriations, Supplemental Appropriations, Continuing Appropriations. A checkmark is present under Continuing Appropriations.

Main data table with 22 columns: Particulars, UACS CODE, Appropriations (Authorized, Adjusted), Allotments (Received, Adjustments, Transfer To/From), Current Year Obligations (1st/2nd Quarter, Total), Current Year Disbursements (1st/2nd Quarter, Total), Balances (Unused Fund, Unpaid Obligations). Rows include SUMMARY, I. CONTINUING APPROPRIATIONS, Unobligated Allotment, and various expense categories like Traveling, Training, and Supplies.

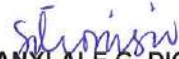
Particulars	UACS CODE	Appropriations			Allotments						Current Year Obligations			Current Year Disbursements			Balances			
		Authorized Appropriations	Adjustments (Transfer To/From, Modifications/ Augmentations)	Adjusted Appropriations	Allotments Received		Adjustments (Reductions, Modifications/ Augmentations)	Transfer To	Transfer From	Adjusted Total Allotments	1st Quarter Ending March 31	2nd Quarter Ending June 30	TOTAL	1st Quarter Ending March 31	2nd Quarter Ending June 30	TOTAL	Unused Fund		Unpaid Obligations (16-21)=(24+25)	
					SARO	Unobligated											Unreleased Appropriations	Unobligated Allotments	Due and Demandable	Not Yet Due and Demandable
1	2	3	4	5=(3+4)	6	7	8	9	10	11=[(6+7-(-)8)-9]	12	13	16=	17	18	21=	22=(5-11)	23=(11-16)	24	25
Machinery and Equipment Outlay	5060405000	0.00	0.00	0.00	0.00	341,263.80	0.00	(150,000.00)	150,000.00	341,263.80	0.00	126,800.00	126,800.00	0.00	126,800.00	126,800.00	0.00	214,463.80	0.00	0.00
Office Equipment	5060405002	0.00	0.00	0.00	0.00	115,190.00	0.00	0.00	0.00	115,190.00	0.00	0.00	0.00	0.00	0.00	0.00	0.00	115,190.00	0.00	0.00
Technical and Scientific Equipment	5060405014	0.00	0.00	0.00	0.00	226,073.80	0.00	(150,000.00)	150,000.00	226,073.80	0.00	126,800.00	126,800.00	0.00	126,800.00	126,800.00	0.00	99,273.80	0.00	0.00
GRAND TOTAL		0.00	0.00	0.00	0.00	949,847.95	0.00	(446,857.58)	446,857.58	949,847.95	0.00	423,657.58	423,657.58	0.00	423,657.58	423,657.58	0.00	526,190.37	0.00	0.00

Certified Correct:



DARIA K. MALINAO
Chief, Budget Section

Certified Correct:



SHANYLALE G. DIONISIO
Chief, Accounting Section

Recommending Approval:



GLORIA D. MENDOZA
Chief, Financial and Management Division

Approved By:



ATTY. DANILO U. UYKIENG
OIC, Director

No.	Allotments/Sub-Allotments Reference		Funding Source		Allotments/Sub-Allotments received from CO/ROs/OUS					Sub-Allotments to ROs/OUS					Total Allotments/Net of Sub-allotments				
	Number	Date	Description	UACS CODE	PS	MOOE	FinEx	CO	Total	PS	MOOE	FinEx	CO	Total	PS	MOOE	FinEx	CO	Total
1	2	3	4	5	6	7	8	9	10=(6+7+8+9)	11	12	13	14	15=(11+12+13+14)	16=(6+11)	17=(7+12)	18=(8+13)	19=(9+14)	20=(16+17+18+19)
B. Sub-allotments received from Central Office/Regional					1,646,001.26	1,635,243.00	0.00	1,585,000.00	4,866,244.26	0.00	0.00	0.00	0.00	0.00	1,646,001.26	1,635,243.00	0.00	1,585,000.00	4,866,244.26
59	GAA Items released through GAA as Allotment Order per Annex A of NBC No. 592 / SAA 2024-02-018	11-Jan-2024	Specific Budgets of National Government Agencies	101101	0.00	0.00	0.00	1,585,000.00	1,585,000.00	0.00	0.00	0.00	0.00	0.00	0.00	0.00	0.00	1,585,000.00	1,585,000.00
67	GAA Items released through GAA as Allotment Order per Annex A of NBC No. 592 / SAA 2024-02-043	11-Jan-2024	Specific Budgets of National Government Agencies	101101	0.00	823,643.00	0.00	0.00	823,643.00	0.00	0.00	0.00	0.00	0.00	0.00	823,643.00	0.00	0.00	823,643.00
77	GAA Items released through GAA as Allotment Order per Annex A of NBC No. 592 / SAA 2024-05-058	11-Jan-2024	Specific Budgets of National Government Agencies	101101	0.00	811,600.00	0.00	0.00	811,600.00	0.00	0.00	0.00	0.00	0.00	0.00	811,600.00	0.00	0.00	811,600.00
88	GAA Items released through GAA as Allotment Order per Annex A of NBC No. 592 / SAA 2024-05-069	11-Jan-2024	Specific Budgets of National Government Agencies	101101	1,257,736.55	0.00	0.00	0.00	1,257,736.55	0.00	0.00	0.00	0.00	0.00	1,257,736.55	0.00	0.00	0.00	1,257,736.55
96	GAA Items released through GAA as Allotment Order per Annex A of NBC No. 592 / SAA 2024-06-078	11-Jan-2024	Specific Budgets of National Government Agencies	101101	388,264.71	0.00	0.00	0.00	388,264.71	0.00	0.00	0.00	0.00	0.00	388,264.71	0.00	0.00	0.00	388,264.71
Sub-Total					1,646,001.26	1,635,243.00	0.00	1,585,000.00	4,866,244.26	0.00	0.00	0.00	0.00	0.00	1,646,001.26	1,635,243.00	0.00	1,585,000.00	4,866,244.26
Sub-Total, 01 - Regular Agency Fund					846,976,268.36	650,176,980.48	0.00	119,980,050.00	1,617,133,298.84	(14,381,064.36)	(12,661,980.48)	0.00	(13,845,050.00)	(40,888,094.84)	832,595,204.00	637,515,000.00	0.00	106,135,000.00	1,576,245,204.00
Total Allotments					846,976,268.36	650,176,980.48	0.00	119,980,050.00	1,617,133,298.84	(14,381,064.36)	(12,661,980.48)	0.00	(13,845,050.00)	(40,888,094.84)	832,595,204.00	637,515,000.00	0.00	106,135,000.00	1,576,245,204.00

Certified Correct:



DARIA K. MALINAO
Chief, Budget Section

Certified Correct:



SHANYLALE G. DIONISIO
Chief, Accounting Section

Recommending Approval:



GLORIA D. MENDOZA
Chief, Financial and Management Division

Approved By:



ATTY. DANILO U. UYKIENG
OIC, Director

List of Allotments and Sub-Allotments
As at the Quarter Ending June 30, 2024

Department : Department of Environment and Natural Resources (DENR)
Agency/Entity : Mines and Geosciences Bureau
Region : ALL
Division : ALL
Operating Unit : ALL
Fund Cluster : 01 - Regular Agency Fund


Table with 2 columns: Legend (X), Current Year Appropriations; Supplemental Appropriations; Continuing Appropriations

(e.g. UACS Fund Cluster: 01-Regular Agency Fund, 02-Foreign Assisted Projects Fund, 03-Special Account-Locally Funded/Domestic Grants Fund, and 04-Special Account-Foreign Assisted/Foreign Grants Fund)

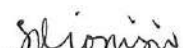
Main data table with columns: No., Allotments/Sub-Allotments Reference, Funding Source, UACS CODE, PS, MOOE, FinEx, CO, Total, Sub-Allotments to ROs/OUs, Total Allotments/Net of Sub-allotments. Includes rows for Regular Agency Fund, DBM, and Central Office/Regional.

No.	Allotments/Sub-Allotments Reference		Funding Source		Allotments/Sub-Allotments received from CO/ROs/OU					Sub-Allotments to ROs/OU					Total Allotments/Net of Sub-allotments				
	Number	Date	Description	UACS CODE	PS	MOOE	FinEx	CO	Total	PS	MOOE	FinEx	CO	Total	PS	MOOE	FinEx	CO	Total
1	2	3	4	5	6	7	8	9	10=(6+7+8+9)	11	12	13	14	15=(11+12+13+14)	16=(6+11)	17=(7+12)	18=(8+13)	19=(9+14)	20=(16+17+18+19)
98	GAA Items released through GAA as Allotment Order per Annex A of NBC No. 592 / SAA 2024-	11-Jan-2024	Specific Budgets of National Government Agencies	101101	574,245.50	0.00	0.00	0.00	574,245.50	0.00	0.00	0.00	0.00	0.00	574,245.50	0.00	0.00	0.00	574,245.50
99	GAA Items released through GAA as Allotment Order per Annex A of NBC No. 592 / SAA 2024-	11-Jan-2024	Specific Budgets of National Government Agencies	101101	1,680,443.00	0.00	0.00	0.00	1,680,443.00	0.00	0.00	0.00	0.00	0.00	1,680,443.00	0.00	0.00	0.00	1,680,443.00
100	GAA Items released through GAA as Allotment Order per Annex A of NBC No. 592 / SAA 2024-	11-Jan-2024	Specific Budgets of National Government Agencies	101101	394,360.81	0.00	0.00	0.00	394,360.81	0.00	0.00	0.00	0.00	0.00	394,360.81	0.00	0.00	0.00	394,360.81
101	GAA Items released through GAA as Allotment Order per Annex A of NBC No. 592 / SAA 2024-	11-Jan-2024	Specific Budgets of National Government Agencies	101101	0.00	655,000.00	0.00	0.00	655,000.00	0.00	0.00	0.00	0.00	0.00	0.00	655,000.00	0.00	0.00	655,000.00
122	ALLOTMENT FROM MAF (MOOE) / SAA 2024-02-045	05-Apr-2024	Specific Budgets of National Government Agencies	101101	0.00	500,000.00	0.00	0.00	500,000.00	0.00	0.00	0.00	0.00	0.00	0.00	500,000.00	0.00	0.00	500,000.00
123	ALLOTMENT FROM MAF (MOOE) / SAA 2024-04-056	06-Apr-2024	Specific Budgets of National Government Agencies	101101	0.00	357,064.17	0.00	0.00	357,064.17	0.00	0.00	0.00	0.00	0.00	0.00	357,064.17	0.00	0.00	357,064.17
Sub-Total					14,381,064.36	12,661,980.48	0.00	13,845,050.00	40,888,094.84	0.00	0.00	0.00	0.00	0.00	14,381,064.36	12,661,980.48	0.00	13,845,050.00	40,888,094.84
Sub-Total, 01 - Regular Agency Fund					846,976,268.36	650,176,980.48	0.00	119,980,050.00	1,617,133,298.84	(14,381,064.36)	(12,661,980.48)	0.00	(13,845,050.00)	(40,888,094.84)	832,595,204.00	637,515,000.00	0.00	106,135,000.00	1,576,245,204.00
Total Allotments					846,976,268.36	650,176,980.48	0.00	119,980,050.00	1,617,133,298.84	(14,381,064.36)	(12,661,980.48)	0.00	(13,845,050.00)	(40,888,094.84)	832,595,204.00	637,515,000.00	0.00	106,135,000.00	1,576,245,204.00


Certified Correct:


DARIA K. MALINAO
 Chief, Budget Section


Certified Correct:


SHANYLALE G. DIONISIO
 Chief, Accounting Section

Recommending Approval:


GLORIA D. MENDOZA
 Chief, Financial and Management Division

Approved By:


ATTY. DANILO U. UYKIENG
 OIC, Director

List of Allotments and Sub-Allotments
As at the Quarter Ending June 30, 2024



Department : Department of Environment and Natural Resources (DENR)
 Agency/Entity : Mines and Geosciences Bureau
 Region : ALL
 Division : ALL
 Operating Unit : ALL
 Fund Cluster : 03 - Special Account - Locally Funded/Domestic Grants Fund
 (e.g. UACS Fund Cluster: 01-Regular Agency Fund, 02-Foreign Assisted Projects Fund, 03-Special Account-Locally Funded/Domestic Grants Fund, and 04-Special Account-Foreign Assisted/Foreign Grants Fund)

X	Current Year Appropriations
	Supplemental Appropriations
	Continuing Appropriations

No.	Allotments/Sub-Allotments Reference		Funding Source		Allotments/Sub-Allotments received from CO/ROs/OUs					Sub-Allotments to ROs/OUs					Total Allotments/Net of Sub-allotments				
	Number	Date	Description	UACS CODE	PS	MOOE	FinEx	CO	Total	PS	MOOE	FinEx	CO	Total	PS	MOOE	FinEx	CO	Total
1	2	3	4	5	6	7	8	9	10=(6+7+8+9)	11	12	13	14	15=(11+12+13+14)	16=(6+11)	17=(7+12)	18=(8+13)	19=(9+14)	20=(16+17+18+19)
03 - Special Account - Locally Funded/Domestic Grants Fund																			
National Capital Region (NCR)																			
Central Office																			
A. Allotments received from DBM																			
34	SARO-BMB-E-24-0000681	27-Feb-2024	Mines and Geosciences Bureau	104338	0.00	86,819,000.00	0.00	60,181,000.00	147,000,000.00	0.00	(41,038,410.00)	0.00	0.00	(41,038,410.00)	0.00	45,780,590.00	0.00	60,181,000.00	105,961,590.00
38	ALLOTMENT FROM MAF (MOOE)	26-Mar-2024	Mines and Geosciences Bureau	104338	0.00	0.00	0.00	0.00	0.00	0.00	(50,000.00)	0.00	0.00	(50,000.00)	0.00	(50,000.00)	0.00	0.00	(50,000.00)
Sub-Total					0.00	86,819,000.00	0.00	60,181,000.00	147,000,000.00	0.00	(41,038,410.00)	0.00	0.00	(41,038,410.00)	0.00	45,780,590.00	0.00	60,181,000.00	105,961,590.00
Region I - Ilocos																			
Regional Office - I																			
B. Sub-allotments received from Central Office/Regional																			
104	SARO-BMB-E-24-0000681 / SAA 2024-02-021	27-Feb-2024	Mines and Geosciences Bureau	104338	0.00	2,183,400.00	0.00	0.00	2,183,400.00	0.00	0.00	0.00	0.00	0.00	0.00	2,183,400.00	0.00	0.00	2,183,400.00
Sub-Total					0.00	2,183,400.00	0.00	0.00	2,183,400.00	0.00	0.00	0.00	0.00	0.00	0.00	2,183,400.00	0.00	0.00	2,183,400.00
Cordillera Administrative Region (CAR)																			
Regional Office - CAR																			
B. Sub-allotments received from Central Office/Regional																			
103	SARO-BMB-E-24-0000681 / SAA 2024-02-020	27-Feb-2024	Mines and Geosciences Bureau	104338	0.00	1,808,000.00	0.00	0.00	1,808,000.00	0.00	0.00	0.00	0.00	0.00	0.00	1,808,000.00	0.00	0.00	1,808,000.00
119	SARO-BMB-E-24-0000681 / SAA 2024-06-071	27-Feb-2024	Mines and Geosciences Bureau	104338	0.00	770,000.00	0.00	0.00	770,000.00	0.00	0.00	0.00	0.00	0.00	0.00	770,000.00	0.00	0.00	770,000.00
Sub-Total					0.00	2,578,000.00	0.00	0.00	2,578,000.00	0.00	0.00	0.00	0.00	0.00	0.00	2,578,000.00	0.00	0.00	2,578,000.00
Region II - Cagayan Valley																			
Regional Office - II																			
B. Sub-allotments received from Central Office/Regional																			
105	SARO-BMB-E-24-0000681 / SAA 2024-02-022	27-Feb-2024	Mines and Geosciences Bureau	104338	0.00	1,985,000.00	0.00	0.00	1,985,000.00	0.00	0.00	0.00	0.00	0.00	0.00	1,985,000.00	0.00	0.00	1,985,000.00
Sub-Total					0.00	1,985,000.00	0.00	0.00	1,985,000.00	0.00	0.00	0.00	0.00	0.00	0.00	1,985,000.00	0.00	0.00	1,985,000.00
Region III - Central Luzon																			
Regional Office - III																			
B. Sub-allotments received from Central Office/Regional																			
106	SARO-BMB-E-24-0000681 / SAA 2024-02-023	27-Feb-2024	Mines and Geosciences Bureau	104338	0.00	2,743,500.00	0.00	0.00	2,743,500.00	0.00	0.00	0.00	0.00	0.00	0.00	2,743,500.00	0.00	0.00	2,743,500.00
Sub-Total					0.00	2,743,500.00	0.00	0.00	2,743,500.00	0.00	0.00	0.00	0.00	0.00	0.00	2,743,500.00	0.00	0.00	2,743,500.00
Region IVA - CALABARZON																			
Regional Office - IVA																			
B. Sub-allotments received from Central Office/Regional																			
107	SARO-BMB-E-24-0000681 / SAA 2024-02-024	27-Feb-2024	Mines and Geosciences Bureau	104338	0.00	1,900,000.00	0.00	0.00	1,900,000.00	0.00	0.00	0.00	0.00	0.00	0.00	1,900,000.00	0.00	0.00	1,900,000.00
Sub-Total					0.00	1,900,000.00	0.00	0.00	1,900,000.00	0.00	0.00	0.00	0.00	0.00	0.00	1,900,000.00	0.00	0.00	1,900,000.00
Region IVB - MIMAROPA																			
Regional Office - IVB																			
B. Sub-allotments received from Central Office/Regional																			
108	SARO-BMB-E-24-0000681 / SAA 2024-02-025	27-Feb-2024	Mines and Geosciences Bureau	104338	0.00	1,955,000.00	0.00	0.00	1,955,000.00	0.00	0.00	0.00	0.00	0.00	0.00	1,955,000.00	0.00	0.00	1,955,000.00
Sub-Total					0.00	1,955,000.00	0.00	0.00	1,955,000.00	0.00	0.00	0.00	0.00	0.00	0.00	1,955,000.00	0.00	0.00	1,955,000.00
Region V - Bicol																			
Regional Office - V																			
B. Sub-allotments received from Central Office/Regional																			
109	SARO-BMB-E-24-0000681 / SAA 2024-02-026	27-Feb-2024	Mines and Geosciences Bureau	104338	0.00	2,186,010.00	0.00	0.00	2,186,010.00	0.00	0.00	0.00	0.00	0.00	0.00	2,186,010.00	0.00	0.00	2,186,010.00
Sub-Total					0.00	2,186,010.00	0.00	0.00	2,186,010.00	0.00	0.00	0.00	0.00	0.00	0.00	2,186,010.00	0.00	0.00	2,186,010.00
Region VI - Western Visayas																			
Regional Office - VI																			

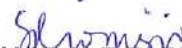
Allotments/Sub-Allotments Reference			Funding Source		Allotments/Sub-Allotments received from CO/ROs/OU's					Sub-Allotments to ROs/OU's					Total Allotments/Net of Sub-allotments				
No.	Number	Date	Description	UACS Code	PS	MOOE	FinEx	CO	Sub-Total	PS	MOOE	FinEx	CO	TOTAL	PS	MOOE	FinEx	CO	TOTAL
1	2	3	4	5	6	7	8	9	10=(6+7+8+9)	11	12	13	14	15=	16=(6+11)	17=(7+12)	18=(8+13)	19=(9+14)	20=
	Sub-Total				0.00	0.01	0.00	0.00	0.01	0.00	0.00	0.00	0.00	0.00	0.00	0.01	0.00	0.00	0.01
	Region III - Central Luzon				0.00	226.62	0.00	0.00	226.62	0.00	0.00	0.00	0.00	0.00	0.00	226.62	0.00	0.00	226.62
	Regional Office - III				0.00	226.62	0.00	0.00	226.62	0.00	0.00	0.00	0.00	0.00	0.00	226.62	0.00	0.00	226.62
	B. Balance From GAA/SARO/Sub-Allotment(Prior Year)				0.00	226.62	0.00	0.00	226.62	0.00	0.00	0.00	0.00	0.00	0.00	226.62	0.00	0.00	226.62
5	GAA 11936	2023-01-12	Specific Budgets of National Government Agencies	102101	0.00	226.62	0.00	0.00	226.62	0.00	0.00	0.00	0.00	0.00	0.00	226.62	0.00	0.00	226.62
	Sub-Total				0.00	226.62	0.00	0.00	226.62	0.00	0.00	0.00	0.00	0.00	0.00	226.62	0.00	0.00	226.62
	Region IVA - CALABARZON				0.00	500,000.00	0.00	0.00	500,000.00	0.00	0.00	0.00	0.00	0.00	0.00	500,000.00	0.00	0.00	500,000.00
	Regional Office - IVA				0.00	500,000.00	0.00	0.00	500,000.00	0.00	0.00	0.00	0.00	0.00	0.00	500,000.00	0.00	0.00	500,000.00
	D. Sub-allotments received from Central Office/Regional				0.00	500,000.00	0.00	0.00	500,000.00	0.00	0.00	0.00	0.00	0.00	0.00	500,000.00	0.00	0.00	500,000.00
18	SAA 2024-02-044	2024-02-22	Specific Budgets of National Government Agencies	102101	0.00	98,831.30	0.00	0.00	98,831.30	0.00	0.00	0.00	0.00	0.00	0.00	98,831.30	0.00	0.00	98,831.30
19	SAA No. 2024-02-044	2024-02-22	Specific Budgets of National Government Agencies	102101	0.00	401,168.70	0.00	0.00	401,168.70	0.00	0.00	0.00	0.00	0.00	0.00	401,168.70	0.00	0.00	401,168.70
	Sub-Total				0.00	500,000.00	0.00	0.00	500,000.00	0.00	0.00	0.00	0.00	0.00	0.00	500,000.00	0.00	0.00	500,000.00
	Region IVB - MIMAROPA				0.00	500,000.00	0.00	0.00	500,000.00	0.00	0.00	0.00	0.00	0.00	0.00	500,000.00	0.00	0.00	500,000.00
	Regional Office - IVB				0.00	500,000.00	0.00	0.00	500,000.00	0.00	0.00	0.00	0.00	0.00	0.00	500,000.00	0.00	0.00	500,000.00
	D. Sub-allotments received from Central Office/Regional				0.00	500,000.00	0.00	0.00	500,000.00	0.00	0.00	0.00	0.00	0.00	0.00	500,000.00	0.00	0.00	500,000.00
22	SAA 2024-04-054	2024-04-12	Specific Budgets of National Government Agencies	102101	0.00	500,000.00	0.00	0.00	500,000.00	0.00	0.00	0.00	0.00	0.00	0.00	500,000.00	0.00	0.00	500,000.00
	Sub-Total				0.00	500,000.00	0.00	0.00	500,000.00	0.00	0.00	0.00	0.00	0.00	0.00	500,000.00	0.00	0.00	500,000.00
	Sub-Total, 01 - Regular Agency Fund				0.00	8,012,875.71	0.00	770,000.00	8,782,875.71	0.00	(1,000,000.00)	0.00	0.00	(1,000,000.00)	0.00	7,012,875.71	0.00	770,000.00	7,782,875.71
	Total Allotments				0.00	8,012,875.71	0.00	770,000.00	8,782,875.71	0.00	(1,000,000.00)	0.00	0.00	(1,000,000.00)	0.00	7,012,875.71	0.00	770,000.00	7,782,875.71

Certified Correct:



DARIA K. MALINAO
Chief, Budget Section

Certified Correct:




SHANYLALE G. DIONISIO
Chief, Accounting Section

Recommending Approval:

GLORIA D. MENDOZA
Chief, Financial and Management Division

Approved By:



ATTY. DANILO U. UYKIENG
OIC, Director

LIST OF ALLOTMENTS AND SUB-ALLOTMENTS
As at the quarter ending June 30, 2024



Department: Department of Environment and Natural Resources (DENR)
 Agency: Mines and Geosciences Bureau
 Operating Unit: ALL
 Organization Code: ALL
 Fund Cluster: 03 - Special Account - Locally Funded/Domestic Grants Fund
 (e.g. UACS Fund Cluster: 01-Regular Agency Fund, 02-Foreign Assisted Projects Fund, 03-Special Account-Locally Funded/Domestic Grants Fund, and 04-Special Account-Foreign Assisted/Foreign

	Current Year Appropriations
	Supplemental Appropriations
X	Continuing Appropriations

Allotments/Sub-Allotments Reference			Funding Source		Allotments/Sub-Allotments received from CO/ROs/OUs					Sub-Allotments to ROs/OUs					Total Allotments/Net of Sub-allotments				
No.	Number	Date	Description	UACS Code	PS	MOOE	FinEx	CO	Sub-Total	PS	MOOE	FinEx	CO	TOTAL	PS	MOOE	FinEx	CO	TOTAL
1	2	3	4	5	6	7	8	9	10=(6+7+8+9)	11	12	13	14	15=	16=(6+11)	17=(7+12)	18=(8+13)	19=(9+14)	20=
03 - Special Account - Locally Funded/Domestic Grants Fund																			
	National Capital Region (NCR)				0.00	905,441.73	0.00	491,263.80	1,396,705.53	0.00	(296,857.58)	0.00	(150,000.00)	(446,857.58)	0.00	608,584.15	0.00	341,263.80	949,847.95
	Central Office				0.00	475,717.80	0.00	330,263.80	805,981.60	0.00	(296,857.58)	0.00	(150,000.00)	(446,857.58)	0.00	178,860.22	0.00	180,263.80	359,124.02
	B. Balance From GAA/SARO/Sub-Allotment(Prior Year)				0.00	475,717.80	0.00	330,263.80	805,981.60	0.00	0.00	0.00	0.00	0.00	0.00	475,717.80	0.00	330,263.80	805,981.60
4	GAA 2023	2023-01-03	Mines and Geosciences Bureau	102338	0.00	475,717.80	0.00	330,263.80	805,981.60	0.00	0.00	0.00	0.00	0.00	0.00	475,717.80	0.00	330,263.80	805,981.60
	Sub-Total				0.00	475,717.80	0.00	330,263.80	805,981.60	0.00	0.00	0.00	0.00	0.00	0.00	475,717.80	0.00	330,263.80	805,981.60
C. Sub-allotments to CO/ROs/OUs(Prior Year)																			
					0.00	0.00	0.00	0.00	0.00	0.00	(296,857.58)	0.00	(150,000.00)	(446,857.58)	0.00	(296,857.58)	0.00	(150,000.00)	(446,857.58)
17	SAA 2024-02-046	2024-03-08	Mines and Geosciences Bureau	102338	0.00	0.00	0.00	0.00	0.00	0.00	(203,801.34)	0.00	0.00	(203,801.34)	0.00	(203,801.34)	0.00	0.00	(203,801.34)
18	SAA 2024-02-035	2024-04-01	Mines and Geosciences Bureau	102338	0.00	0.00	0.00	0.00	0.00	0.00	0.00	0.00	(150,000.00)	(150,000.00)	0.00	0.00	0.00	(150,000.00)	(150,000.00)
20	SAA 2024-05-057	2024-05-20	Mines and Geosciences Bureau	102338	0.00	0.00	0.00	0.00	0.00	0.00	(93,056.24)	0.00	0.00	(93,056.24)	0.00	(93,056.24)	0.00	0.00	(93,056.24)
	Sub-Total				0.00	0.00	0.00	0.00	0.00	0.00	(296,857.58)	0.00	(150,000.00)	(446,857.58)	0.00	(296,857.58)	0.00	(150,000.00)	(446,857.58)
Region VII - Central Visayas																			
	Regional Office - VII				0.00	10,227.19	0.00	0.00	10,227.19	0.00	0.00	0.00	0.00	0.00	0.00	10,227.19	0.00	0.00	10,227.19
	B. Balance From GAA/SARO/Sub-Allotment(Prior Year)				0.00	10,227.19	0.00	0.00	10,227.19	0.00	0.00	0.00	0.00	0.00	0.00	10,227.19	0.00	0.00	10,227.19
13	GAA FY 2023 RA 11936	2024-01-02	Mines and Geosciences Bureau	102338	0.00	10,227.19	0.00	0.00	10,227.19	0.00	0.00	0.00	0.00	0.00	0.00	10,227.19	0.00	0.00	10,227.19
	Sub-Total				0.00	10,227.19	0.00	0.00	10,227.19	0.00	0.00	0.00	0.00	0.00	0.00	10,227.19	0.00	0.00	10,227.19
Region VIII - Eastern Visayas																			
	Regional Office - VIII				0.00	7,746.49	0.00	0.00	7,746.49	0.00	0.00	0.00	0.00	0.00	0.00	7,746.49	0.00	0.00	7,746.49
	B. Balance From GAA/SARO/Sub-Allotment(Prior Year)				0.00	7,746.49	0.00	0.00	7,746.49	0.00	0.00	0.00	0.00	0.00	0.00	7,746.49	0.00	0.00	7,746.49
9	SAA 2023-02-025	2023-02-08	Mines and Geosciences Bureau	102338	0.00	7,746.49	0.00	0.00	7,746.49	0.00	0.00	0.00	0.00	0.00	0.00	7,746.49	0.00	0.00	7,746.49
	Sub-Total				0.00	7,746.49	0.00	0.00	7,746.49	0.00	0.00	0.00	0.00	0.00	0.00	7,746.49	0.00	0.00	7,746.49
Region XI - Davao																			
	Regional Office - XI				0.00	7,139.28	0.00	0.00	7,139.28	0.00	0.00	0.00	0.00	0.00	0.00	7,139.28	0.00	0.00	7,139.28
	B. Balance From GAA/SARO/Sub-Allotment(Prior Year)				0.00	7,139.28	0.00	0.00	7,139.28	0.00	0.00	0.00	0.00	0.00	0.00	7,139.28	0.00	0.00	7,139.28
2	SARO-BMB-E-23-0012866	2023-01-01	Mines and Geosciences Bureau	102338	0.00	7,139.28	0.00	0.00	7,139.28	0.00	0.00	0.00	0.00	0.00	0.00	7,139.28	0.00	0.00	7,139.28
	Sub-Total				0.00	7,139.28	0.00	0.00	7,139.28	0.00	0.00	0.00	0.00	0.00	0.00	7,139.28	0.00	0.00	7,139.28
Region I - Ilocos																			
	Regional Office - I				0.00	11,493.06	0.00	0.00	11,493.06	0.00	0.00	0.00	0.00	0.00	0.00	11,493.06	0.00	0.00	11,493.06
	B. Balance From GAA/SARO/Sub-Allotment(Prior Year)				0.00	11,493.06	0.00	0.00	11,493.06	0.00	0.00	0.00	0.00	0.00	0.00	11,493.06	0.00	0.00	11,493.06

Allotments/Sub-Allotments Reference			Funding Source		Allotments/Sub-Allotments received from CO/ROs/OU					Sub-Allotments to ROs/OU					Total Allotments/Net of Sub-allotments					
No.	Number	Date	Description	UACS Code	PS	MOOE	FinEx	CO	Sub-Total	PS	MOOE	FinEx	CO	TOTAL	PS	MOOE	FinEx	CO	TOTAL	
1	2	3	4	5	6	7	8	9	10=(6+7+8+9)	11	12	13	14	15=	16=(6+11)	17=(7+12)	18=(8+13)	19=(9+14)	20=	
10	SAA No. 2023-02-017	2023-02-08	Mines and Geosciences Bureau	102338	0.00	11,493.06	0.00	0.00	11,493.06	0.00	0.00	0.00	0.00	0.00	0.00	11,493.06	0.00	0.00	0.00	11,493.06
	Sub-Total				0.00	11,493.06	0.00	0.00	11,493.06	0.00	0.00	0.00	0.00	0.00	0.00	11,493.06	0.00	0.00	0.00	11,493.06
Region II - Cagayan Valley					0.00	296,857.58	0.00	0.00	296,857.58	0.00	0.00	0.00	0.00	0.00	0.00	296,857.58	0.00	0.00	0.00	296,857.58
Regional Office - II					0.00	296,857.58	0.00	0.00	296,857.58	0.00	0.00	0.00	0.00	0.00	0.00	296,857.58	0.00	0.00	0.00	296,857.58
D. Sub-allotments received from Central Office/Regional					0.00	296,857.58	0.00	0.00	296,857.58	0.00	0.00	0.00	0.00	0.00	0.00	296,857.58	0.00	0.00	0.00	296,857.58
23	SAA 2024-02-046	2024-03-08	Mines and Geosciences Bureau	102338	0.00	203,801.34	0.00	0.00	203,801.34	0.00	0.00	0.00	0.00	0.00	0.00	203,801.34	0.00	0.00	0.00	203,801.34
26	SAA 2024-05-057	2024-05-20	Mines and Geosciences Bureau	102338	0.00	93,056.24	0.00	0.00	93,056.24	0.00	0.00	0.00	0.00	0.00	0.00	93,056.24	0.00	0.00	0.00	93,056.24
	Sub-Total				0.00	296,857.58	0.00	0.00	296,857.58	0.00	0.00	0.00	0.00	0.00	0.00	296,857.58	0.00	0.00	0.00	296,857.58
Region V - Bicol					0.00	0.00	0.00	11,000.00	11,000.00	0.00	0.00	0.00	0.00	0.00	0.00	0.00	0.00	0.00	11,000.00	11,000.00
Regional Office - V					0.00	0.00	0.00	11,000.00	11,000.00	0.00	0.00	0.00	0.00	0.00	0.00	0.00	0.00	0.00	11,000.00	11,000.00
B. Balance From GAA/SARO/Sub-Allotment(Prior Year)					0.00	0.00	0.00	11,000.00	11,000.00	0.00	0.00	0.00	0.00	0.00	0.00	0.00	0.00	0.00	11,000.00	11,000.00
11	SAA 2023-10-109	2023-10-09	Mines and Geosciences Bureau	102338	0.00	0.00	0.00	11,000.00	11,000.00	0.00	0.00	0.00	0.00	0.00	0.00	0.00	0.00	0.00	11,000.00	11,000.00
	Sub-Total				0.00	0.00	0.00	11,000.00	11,000.00	0.00	0.00	0.00	0.00	0.00	0.00	0.00	0.00	0.00	11,000.00	11,000.00
Region VI - Western Visayas					0.00	96,260.33	0.00	150,000.00	246,260.33	0.00	0.00	0.00	0.00	0.00	0.00	0.00	96,260.33	0.00	150,000.00	246,260.33
Regional Office - VI					0.00	96,260.33	0.00	150,000.00	246,260.33	0.00	0.00	0.00	0.00	0.00	0.00	0.00	96,260.33	0.00	150,000.00	246,260.33
B. Balance From GAA/SARO/Sub-Allotment(Prior Year)					0.00	96,260.33	0.00	0.00	96,260.33	0.00	0.00	0.00	0.00	0.00	0.00	96,260.33	0.00	0.00	0.00	96,260.33
8	2023-02-023	2023-02-08	Mines and Geosciences Bureau	102338	0.00	96,260.33	0.00	0.00	96,260.33	0.00	0.00	0.00	0.00	0.00	0.00	96,260.33	0.00	0.00	0.00	96,260.33
	Sub-Total				0.00	96,260.33	0.00	0.00	96,260.33	0.00	0.00	0.00	0.00	0.00	0.00	96,260.33	0.00	0.00	0.00	96,260.33
D. Sub-allotments received from Central Office/Regional					0.00	0.00	0.00	150,000.00	150,000.00	0.00	0.00	0.00	0.00	0.00	0.00	0.00	0.00	0.00	150,000.00	150,000.00
24	SAA 2024-02-035	2024-04-01	Mines and Geosciences Bureau	102338	0.00	0.00	0.00	150,000.00	150,000.00	0.00	0.00	0.00	0.00	0.00	0.00	0.00	0.00	0.00	150,000.00	150,000.00
	Sub-Total				0.00	0.00	0.00	150,000.00	150,000.00	0.00	0.00	0.00	0.00	0.00	0.00	0.00	0.00	0.00	150,000.00	150,000.00
Sub-Total, 03 - Special Account - Locally Funded/Domestic Grants Fund					0.00	905,441.73	0.00	491,263.80	1,396,705.53	0.00	(296,857.58)	0.00	(150,000.00)	(446,857.58)	0.00	608,584.15	0.00	0.00	341,263.80	949,847.95
Total Allotments					0.00	905,441.73	0.00	491,263.80	1,396,705.53	0.00	(296,857.58)	0.00	(150,000.00)	(446,857.58)	0.00	608,584.15	0.00	0.00	341,263.80	949,847.95

Certified Correct:

DARIA K. MALINAO
Chief, Budget Section

Certified Correct:

SHANYLALE G. DIONISIO
Chief, Accounting Section

Recommending Approval:

GLORIA D. MENDOZA
Chief, Financial and Management Division

Approved By:

ATTY. DANILO U. UYKIENG
OIC, Director