

SUMMARY REPORT OF DISBURSEMENTS

For the month of December 2014

In Pesos

REVISED

Department : Department of Environment and Natural Resources
 Agency : **MINES AND GEOSCIENCES BUREAU**
 Operating Unit :
 Organization Code : 10 003 00 00000
 Funding Source Code (as Clustered) : 01 1 01 101 (Regular Fund)

FAR No.4


PARTICULARS	CURRENT YEAR BUDGET				PRIOR YEAR'S ACCOUNTS PAYABLE				CURRENT YEAR'S ACCOUNTS PAYABLE				Total	Sub-Total	GRAND TOTAL				REMARKS		
	PS	MOOE	CO	TOTAL	PS	MOOE	CO	TOTAL	PS	MOOE	CO	TOTAL			PS	MOOE	CO	TOTAL			
	1	2	3	5	6 = 2+3+4+5	7	8	10	11=7+8+9+10	12	13	15			16=12+13+14+15	17=11+16	18=6+17	23		24	26
Region 1	170,290.05	20,862.87	-	-	191,152.92	-	-	-	-	-	-	-	-	-	191,152.92	170,290.05	20,862.87	-	-	191,152.92	
Region 2	100,480.97	30,119.66	5,215.51	-	135,816.14	-	-	-	-	-	-	-	-	-	135,816.14	100,480.97	30,119.66	5,215.51	-	135,816.14	
Region 3	(60,513.48)	52,582.37	1,857.18	-	(6,073.93)	-	-	-	-	-	-	-	-	-	(6,073.93)	(60,513.48)	52,582.37	1,857.18	-	(6,073.93)	
Region 4A	193,471.08	44,649.81	-	-	238,120.89	-	-	-	-	-	-	-	-	-	238,120.89	193,471.08	44,649.81	-	-	238,120.89	
Region 4B	164,632.51	39,286.90	-	-	203,919.41	-	-	-	-	-	-	-	-	-	203,919.41	164,632.51	39,286.90	-	-	203,919.41	
Region 5	488,610.15	433,499.96	60,654.87	-	982,764.98	-	-	-	-	-	-	-	-	-	982,764.98	488,610.15	433,499.96	60,654.87	-	982,764.98	
Region 6	112,205.02	81,044.65	1,336.61	-	194,586.28	-	-	-	-	-	-	-	-	-	194,586.28	112,205.02	81,044.65	1,336.61	-	194,586.28	
Region 7	130,117.13	145,342.26	273,169.80	-	548,629.19	-	-	-	-	38,488.85	-	38,488.85	38,488.85	38,488.85	587,118.04	130,117.13	183,831.11	273,169.80	-	587,118.04	
Region 8	182,596.12	108,565.88	-	-	291,162.00	-	-	-	-	289,799.93	-	289,799.93	289,799.93	289,799.93	580,961.93	182,596.12	398,365.81	-	-	580,961.93	
Region 9	255,918.63	108,706.89	-	-	364,625.52	-	-	-	-	-	-	-	-	-	364,625.52	255,918.63	108,706.89	-	-	364,625.52	
Region 10	157,991.82	11,593.98	5,984.15	-	175,569.95	-	-	-	-	-	-	-	-	-	175,569.95	157,991.82	11,593.98	5,984.15	-	175,569.95	
Region 11	165,560.96	106,961.42	44,357.15	-	316,879.53	-	-	49,269.60	49,269.60	-	-	-	-	49,269.60	366,149.13	165,560.96	106,961.42	93,626.75	-	366,149.13	
Region 12	188,906.38	27,705.90	5,827.82	-	222,440.10	(1,504.65)	-	41,941.11	40,436.46	-	1,504.65	(41,941.11)	(40,436.46)	-	222,440.10	188,906.38	27,705.90	5,827.82	-	222,440.10	
Region 13	114,082.42	112,072.55	-	-	226,154.97	-	-	64,285.71	64,285.71	-	-	(64,285.71)	(64,285.71)	-	226,154.97	114,082.42	112,072.55	-	-	226,154.97	
Central Office-Adjustment	-	(1,197,846.12)	(273,460.06)	-	(1,471,306.18)	-	-	-	-	-	-	-	-	-	(1,471,306.18)	-	(1,197,846.12)	(273,460.06)	-	(1,471,306.18)	
Cash Disbursement Ceiling (CDC)	-	-	-	-	-	-	-	-	-	-	-	-	-	-	-	-	-	-	-	-	-
Non-Cash Availment Authority (NCAA)	-	-	-	-	-	-	-	-	-	-	-	-	-	-	-	-	-	-	-	-	-
Others (CDT, BTr Docs Stamp, Etc)	-	-	-	-	-	-	-	-	-	-	-	-	-	-	-	-	-	-	-	-	-
TOTAL 01 1 01 101	(377,624.56)	(39,935,687.52)	64,035,701.62	23,722,389.54	23,722,389.54	73,941.94	(548,101.77)	(474,159.83)	(474,159.83)	(1,071,463.91)	801,310.60	(270,153.31)	(744,313.14)	(744,313.14)	30,607,115.19	(377,624.56)	(40,933,209.49)	64,288,910.45	22,978,076.40	22,978,076.40	


Summary : 01 1 01 101	Previous Report	This month	As of Date
Total Disbursement Authorities Received	1,196,246,454.92	122,476,632.91	1,318,723,087.83
NCA	1,115,938,500.00	114,878,504.00	1,230,817,004.00
Working Fund	-	-	-
TRA	80,307,954.92	7,598,128.91	87,906,083.83
CDC	-	-	-
NCAA	-	-	-
Others (CDT, BTr Docs Stamp, Etc.)	-	-	-
Add: Notice of Transfer Allocations (NTA) Issued to ROs/Adjust	75,387,801.83	41,347,066.06	116,734,867.89
Less: Notice of Transfer Allocations (NTA) Issued from CO	(75,387,801.83)	(41,347,066.06)	(116,734,867.89)
Total Disbursement Authorities Available	1,196,246,454.92	122,476,632.91	1,318,723,087.83
Less: Lapses NCA /adjustment/cancelled checks	178,597,221.46	22,978,076.40	201,575,297.86
Disbursements (inclusive of tax/TRA)	1,017,649,233.46	99,498,556.51	1,117,147,789.97
Balance of Disbursements Authorities as to d	-	-	-

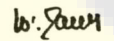
(Net of Tax)	Previous Report	This Month	As of Date
Total Disbursement Program	1,115,938,500.00	114,878,504.00	1,230,817,004.00
Less: Actual Disbursements	937,341,278.54	91,900,427.60	1,029,241,706.14
(Over)/Under spending	178,597,221.46	22,978,076.40	201,575,297.86

Note: 1) As certified correct by the respective Central and Regional Office Accountants.
 2) Total Under spending of P201,575,297.86 consist of the following:
 1. P 126M represents the outsourcing activities under Geohazard Survey and Assesment Program due to the following reasons: a) Late execution of the project due to the delayed in the procurement process; b) Progress billing were likewise delayed due to problems encountered by the contractors such as unfavorable peace and order situations and bad weather conditions; c) Acceptance of outputs are subject to tedious checking and validation by the end users.
 2. P 4.2M represents the vehicles to be used for Geohazard Survey and Assessment Activities, not yet delivered as of end of the year.
 3. P 10M represents the construction of building of Regions 6, 7 and 8. Unused of NCAs were due to the following reasons: a) On going negotiations between MGB Region 6 and the Provincial Government of Iloilo for the finalization of technical description of the lot; b) Suspension of the construction of the building of Region 7 which will resume on the following year; and c) Implementation for the additional contract for construction of Region 8 started on December 2013.
 4. P 61.6M represents the supplies and other operating expenses under various programs and activities where compliance with the scheduled work and/or documentary requirements were not completed on the target date due to delay in the procurement process; and savings from current year's operations.

Note: The use of NTA IS discouraged
 *Amounts should tally

Prepared by:

DARIA K. MALINAO
 Contractual

Certified Correct:

ELOISA L. LEGASPI
 Chief, Finance Division

Approved by:

LEO L. JASARENO
 Director

SUMMARY REPORT OF DISBURSEMENTS

For the month of December 2014

In Pesos

REVISED

FAR No.4

Department : Department of Environment and Natural Resources
 Agency : **MINES AND GEOSCIENCES BUREAU**
 Operating Unit : _____
 Organization Code : 10 003 00 00000
 Funding Source Code (as Clustered) : 03 1 04 338 (Special Account in General Fund)

PARTICULARS	CURRENT YEAR BUDGET				PRIOR YEAR'S ACCOUNTS PAYABLE				CURRENT YEAR'S ACCOUNTS PAYABLE				Total	Sub-Total	GRAND TOTAL				REMARKS
	PS	MOOE	CO	TOTAL	PS	MOOE	CO	TOTAL	PS	MOOE	CO	TOTAL			PS	MOOE	CO	TOTAL	
	2	3	5	6 = 2+3+4+5	7	8	10	11 = 7+8+9+10	12	13	15	16 = 12+13+14+15			17 = 11+16	18 = 6+17	23	24	
Notice of Cash Allocation (NCA)	-	-	-	-	-	-	-	-	-	1,081,000.00	-	1,081,000.00	1,081,000.00	1,081,000.00	-	1,081,000.00	-	1,081,000.00	-
Central Office	-	-	-	-	-	-	-	-	-	-	-	-	-	-	-	-	-	-	-
CAR	-	-	-	-	-	-	-	-	-	75,000.00	-	75,000.00	75,000.00	75,000.00	-	75,000.00	-	75,000.00	-
Region 1	-	-	-	-	-	-	-	-	-	73,000.00	-	73,000.00	73,000.00	73,000.00	-	73,000.00	-	73,000.00	-
Region 2	-	-	-	-	-	-	-	-	-	73,000.00	-	73,000.00	73,000.00	73,000.00	-	73,000.00	-	73,000.00	-
Region 3	-	-	-	-	-	-	-	-	-	74,000.00	-	74,000.00	74,000.00	74,000.00	-	74,000.00	-	74,000.00	-
Region 4A	-	-	-	-	-	-	-	-	-	74,000.00	-	74,000.00	74,000.00	74,000.00	-	74,000.00	-	74,000.00	-
Region 4B	-	-	-	-	-	-	-	-	-	-	-	-	-	-	-	-	-	-	-
Region 5	-	-	-	-	-	-	-	-	-	73,000.00	-	73,000.00	73,000.00	73,000.00	-	73,000.00	-	73,000.00	-
Region 6	-	-	-	-	-	-	-	-	-	73,000.00	-	73,000.00	73,000.00	73,000.00	-	73,000.00	-	73,000.00	-
Region 7	-	-	-	-	-	-	-	-	-	74,000.00	-	74,000.00	74,000.00	74,000.00	-	74,000.00	-	74,000.00	-
Region 8	-	-	-	-	-	-	-	-	-	123,000.00	-	123,000.00	123,000.00	123,000.00	-	123,000.00	-	123,000.00	-
Region 9	-	-	-	-	-	-	-	-	-	74,000.00	-	74,000.00	74,000.00	74,000.00	-	74,000.00	-	74,000.00	-
Region 10	-	-	-	-	-	-	-	-	-	74,000.00	-	74,000.00	74,000.00	74,000.00	-	74,000.00	-	74,000.00	-
Region 11	-	-	-	-	-	-	-	-	-	74,000.00	-	74,000.00	74,000.00	74,000.00	-	74,000.00	-	74,000.00	-
Region 12	-	-	-	-	-	-	-	-	-	73,000.00	-	73,000.00	73,000.00	73,000.00	-	73,000.00	-	73,000.00	-
Region 13	-	-	-	-	-	-	-	-	-	74,000.00	-	74,000.00	74,000.00	74,000.00	-	74,000.00	-	74,000.00	-
MDS Checks Issued	-	-	-	-	-	-	-	-	-	1,797,985.98	250,699.76	2,048,685.74	2,048,685.74	2,048,685.74	-	1,797,985.98	250,699.76	2,048,685.74	-
Central Office	-	-	-	-	-	-	-	-	-	-	-	-	-	-	-	-	-	-	-
CAR	-	-	-	-	-	-	-	-	-	179,017.86	70,982.14	250,000.00	250,000.00	250,000.00	-	179,017.86	70,982.14	250,000.00	-
Region 1	-	-	-	-	-	-	-	-	-	-	-	-	-	-	-	-	-	-	-
Region 2	-	-	-	-	-	-	-	-	-	73,000.00	-	73,000.00	73,000.00	73,000.00	-	73,000.00	-	73,000.00	-
Region 3	-	-	-	-	-	-	-	-	-	(5,109.20)	-	(5,109.20)	(5,109.20)	(5,109.20)	-	(5,109.20)	-	(5,109.20)	-
Region 4A	-	-	-	-	-	-	-	-	-	74,400.00	-	74,400.00	74,400.00	74,400.00	-	74,400.00	-	74,400.00	-
Region 4B	-	-	-	-	-	-	-	-	-	-	-	-	-	-	-	-	-	-	-
Region 5	-	-	-	-	-	-	-	-	-	116,590.68	-	116,590.68	116,590.68	116,590.68	-	116,590.68	-	116,590.68	-
Region 6	-	-	-	-	-	-	-	-	-	111,312.25	70,886.56	182,198.81	182,198.81	182,198.81	-	111,312.25	70,886.56	182,198.81	-
Region 7	-	-	-	-	-	-	-	-	-	30,246.00	-	30,246.00	30,246.00	30,246.00	-	30,246.00	-	30,246.00	-
Region 8	-	-	-	-	-	-	-	-	-	211,278.20	-	211,278.20	211,278.20	211,278.20	-	211,278.20	-	211,278.20	-
Region 9	-	-	-	-	-	-	-	-	-	243,674.29	-	243,674.29	243,674.29	243,674.29	-	243,674.29	-	243,674.29	-
Region 10	-	-	-	-	-	-	-	-	-	212,302.77	-	212,302.77	212,302.77	212,302.77	-	212,302.77	-	212,302.77	-
Region 11	-	-	-	-	-	-	-	-	-	177,589.08	23,831.06	201,420.14	201,420.14	201,420.14	-	177,589.08	23,831.06	201,420.14	-
Region 12	-	-	-	-	-	-	-	-	-	208,684.05	-	208,684.05	208,684.05	208,684.05	-	208,684.05	-	208,684.05	-
Region 13	-	-	-	-	-	-	-	-	-	165,000.00	85,000.00	250,000.00	250,000.00	250,000.00	-	165,000.00	85,000.00	250,000.00	-
Advice to Debit Account	-	-	-	-	-	-	-	-	-	-	-	-	-	-	-	-	-	-	-
Working Fund (NCA Issued to BTr)	-	-	-	-	-	-	-	-	-	-	-	-	-	-	-	-	-	-	-
Tax Remittance Advice (TRA)	-	-	-	-	-	-	-	-	-	46,732.42	21,857.73	68,590.15	68,590.15	68,590.15	-	46,732.42	21,857.73	68,590.15	-
Central Office	-	-	-	-	-	-	-	-	-	-	-	-	-	-	-	-	-	-	-
CAR	-	-	-	-	-	-	-	-	-	8,982.14	4,017.86	13,000.00	13,000.00	13,000.00	-	8,982.14	4,017.86	13,000.00	-
Region 1	-	-	-	-	-	-	-	-	-	-	-	-	-	-	-	-	-	-	-
Region 2	-	-	-	-	-	-	-	-	-	2,281.50	9,902.07	12,183.57	12,183.57	12,183.57	-	2,281.50	9,902.07	12,183.57	-
Region 3	-	-	-	-	-	-	-	-	-	-	-	-	-	-	-	-	-	-	-
Region 4A	-	-	-	-	-	-	-	-	-	-	-	-	-	-	-	-	-	-	-
Region 4B	-	-	-	-	-	-	-	-	-	-	-	-	-	-	-	-	-	-	-
Region 5	-	-	-	-	-	-	-	-	-	3,642.32	-	3,642.32	3,642.32	3,642.32	-	3,642.32	-	3,642.32	-
Region 6	-	-	-	-	-	-	-	-	-	6,628.25	4,012.44	10,640.69	10,640.69	10,640.69	-	6,628.25	4,012.44	10,640.69	-
Region 7	-	-	-	-	-	-	-	-	-	-	-	-	-	-	-	-	-	-	-
Region 8	-	-	-	-	-	-	-	-	-	-	-	-	-	-	-	-	-	-	-
Region 9	-	-	-	-	-	-	-	-	-	-	-	-	-	-	-	-	-	-	-

with adjustment

SUMMARY REPORT OF DISBURSEMENTS

For the month of December 2014
In Pesos
REVISED

FAR No.4

Department : Department of Environment and Natural Resources
Agency : **MINES AND GEOSCIENCES BUREAU**
Operating Unit :
Organization Code : 10 003 00 00000
Funding Source Code (as Clustered) : 03 1 04 338 (Special Account in General Fund)

PARTICULARS	CURRENT YEAR BUDGET				PRIOR YEAR'S ACCOUNTS PAYABLE				CURRENT YEAR'S ACCOUNTS PAYABLE				Total	Sub-Total	GRAND TOTAL				REMARKS
	PS	MOOE	CO	TOTAL	PS	MOOE	CO	TOTAL	PS	MOOE	CO	TOTAL			PS	MOOE	CO	TOTAL	
	2	3	5	6=2+3+4+5	7	8	10	11=7+8+9+10	12	13	15	16=12+13+14+15			17=11+16	18=6+17	23	24	
Region 10	-	-	-	-	-	-	-	-	-	3,732.23	-	3,732.23	3,732.23	3,732.23	-	3,732.23	-	3,732.23	
Region 11	-	-	-	-	-	-	-	-	-	2,395.17	1,348.94	3,744.11	3,744.11	3,744.11	-	2,395.17	1,348.94	3,744.11	
Region 12	-	-	-	-	-	-	-	-	-	7,647.23	-	7,647.23	7,647.23	7,647.23	-	7,647.23	-	7,647.23	
Region 13	-	-	-	-	-	-	-	-	-	11,423.58	2,576.42	14,000.00	14,000.00	14,000.00	-	11,423.58	2,576.42	14,000.00	
Cash Disbursement Ceiling (CDC)																			
Non-Cash Availment Authority (NCAA)																			
Others (CDT, BTr Docs Stamp, Etc)																			
TOTAL	-	-	-	-	-	-	-	-	-	(670,253.56)	(228,842.03)	(899,095.59)	(899,095.59)	(899,095.59)	-	(670,253.56)	(228,842.03)	(899,095.59)	

	Previous Report	This month	As of Date
Total Disbursement Authorities Received	9,178,300.41	1,149,590.15	10,327,890.56
NCA	8,821,000.00	1,081,000.00	9,902,000.00
Working Fund	-	-	-
TRA	357,300.41	68,590.15	425,890.56
CDC	-	-	-
NCAA	-	-	-
Others (CDT, BTr Docs Stamp, Etc.)	-	-	-
Add: Notice of Transfer Allocations (NTA) Issued	2,789,000.00	3,592,000.00	6,381,000.00
Less: Notice of Transfer Allocations (NTA) Issued	(2,789,000.00)	(3,592,000.00)	(6,381,000.00)
Total Disbursement Authorities Available	9,178,300.41	1,149,590.15	10,327,890.56
Less: Lapses NCA	1,605,517.88	(967,685.74)	637,832.14
Disbursements (inclusive of tax)	7,572,782.53	2,117,275.89	9,690,058.42
Balance of Disbursements Authorities as to	-	-	-

(Net of TAX)	Previous Report	This Month	As of Date
Total Disbursement Program	8,821,000.00	1,081,000.00	9,902,000.00
Less: Actual Disbursements	7,215,482.12	2,048,685.74	9,264,167.86
(Over)/Under spending	1,605,517.88	(967,685.74)	637,832.14

Note: 1) As certified correct by the respective Central and Regional Office Accountants.

Note: The use of NTA IS discouraged
*Amounts should tally

Daria K. Malinao
DARIA K. MALINAO
Contractual

Certified Correct:
Eloisa L. Legaspi
ELOISA L. LEGASPI
Chief, Finance Division

Approved by:
Leo L. Jasareno
LEO L. JASARENO
Director