

SUMMARY REPORT OF DISBURSEMENTS

For the month of April 2015
In Pesos

Department : Department of Environment and Natural Resources
 Agency : MINES AND GEOSCIENCES BUREAU
 Operating Unit : _____
 Organization Code : 10 003 00 00000
 Funding Source Code (as Clustered) : 01
(102,106,107)

FAR No.4

PARTICULARS	CURRENT YEAR BUDGET				PRIOR YEAR'S BUDGET								GRAND TOTAL					
					PRIOR YEAR'S ACCOUNTS PAYABLE				CURRENT YEAR'S ACCOUNTS PAYABLE									
	PS	MOOE	CO	TOTAL	PS	MOOE	CO	TOTAL	PS	MOOE	CO	TOTAL	Total	Sub-Total	PS	MOOE	CO	TOTAL
1	2	3	5	6=2+3+4+5	7	8	10	11=7+8+9+10	12	13	15	16=12+13+14+15	17=11+16	18=6+17	23	24	26	27=23+24+25+26
Notice of Cash Allocation (NCA)	32,062,054.00	24,615,000.00	11,442,000.00	68,119,054.00	-	14,423,000.00	430,000.00	14,853,000.00	-	-	-	-	14,853,000.00	82,972,054.00	32,062,054.00	39,038,000.00	11,872,000.00	82,972,054.00
Central Office	7,638,000.00	12,581,500.00	9,500,000.00	29,719,500.00	-	14,423,000.00	-	14,423,000.00	-	-	-	-	14,423,000.00	44,142,500.00	7,638,000.00	27,004,500.00	9,500,000.00	44,142,500.00
CAR	1,863,000.00	478,800.00	-	2,341,800.00	-	-	-	-	-	-	-	-	-	2,341,800.00	1,863,000.00	478,800.00	-	2,341,800.00
Region 1	1,392,000.00	640,300.00	-	2,032,300.00	-	-	-	-	-	-	-	-	-	2,032,300.00	1,392,000.00	640,300.00	-	2,032,300.00
Region 2	1,511,000.00	729,300.00	-	2,240,300.00	-	-	-	-	-	-	-	-	-	2,240,300.00	1,511,000.00	729,300.00	-	2,240,300.00
Region 3	1,642,000.00	677,300.00	-	2,319,300.00	-	-	-	-	-	-	-	-	-	2,319,300.00	1,642,000.00	677,300.00	-	2,319,300.00
Region 4A	2,406,000.00	716,300.00	-	3,122,300.00	-	-	-	-	-	-	-	-	-	3,122,300.00	2,406,000.00	716,300.00	-	3,122,300.00
Region 4B	-	878,000.00	-	878,000.00	-	-	-	-	-	-	-	-	-	878,000.00	-	878,000.00	-	878,000.00
Region 5	1,462,000.00	1,000,300.00	-	2,462,300.00	-	-	-	-	-	-	-	-	-	2,462,300.00	1,462,000.00	1,000,300.00	-	2,462,300.00
Region 6	1,718,000.00	862,000.00	-	2,580,000.00	-	-	-	-	-	-	-	-	-	2,580,000.00	1,718,000.00	862,000.00	-	2,580,000.00
Region 7	1,514,000.00	1,236,300.00	-	2,750,300.00	-	-	430,000.00	430,000.00	-	-	-	-	430,000.00	3,180,300.00	1,514,000.00	1,236,300.00	430,000.00	3,180,300.00
Region 8	1,407,000.00	728,300.00	-	2,135,300.00	-	-	-	-	-	-	-	-	-	2,135,300.00	1,407,000.00	728,300.00	-	2,135,300.00
Region 9	1,640,000.00	588,000.00	-	2,228,000.00	-	-	-	-	-	-	-	-	-	2,228,000.00	1,640,000.00	588,000.00	-	2,228,000.00
Region 10	1,437,000.00	576,000.00	950,000.00	2,963,000.00	-	-	-	-	-	-	-	-	-	2,963,000.00	1,437,000.00	576,000.00	950,000.00	2,963,000.00
Region 11	1,232,000.00	1,323,300.00	-	2,555,300.00	-	-	-	-	-	-	-	-	-	2,555,300.00	1,232,000.00	1,323,300.00	-	2,555,300.00
Region 12	3,788,054.00	623,300.00	542,000.00	4,953,354.00	-	-	-	-	-	-	-	-	-	4,953,354.00	3,788,054.00	623,300.00	542,000.00	4,953,354.00
Region 13	1,412,000.00	976,000.00	450,000.00	2,838,000.00	-	-	-	-	-	-	-	-	-	2,838,000.00	1,412,000.00	976,000.00	450,000.00	2,838,000.00
MDS Checks Issued	10,559,917.88	3,812,774.25	652,912.67	15,025,604.80	-	389,300.78	-	389,300.78	178,028.96	-	-	178,028.96	567,329.74	15,592,934.54	10,559,917.88	4,380,103.99	652,912.67	15,592,934.54
Central Office	225,596.65	43,725.79	-	269,322.44	-	-	-	-	-	-	-	-	-	269,322.44	225,596.65	43,725.79	-	269,322.44
CAR	753,731.52	129,431.15	-	883,162.67	-	-	-	-	-	-	-	-	-	883,162.67	753,731.52	129,431.15	-	883,162.67
Region 1	943,944.75	325,577.31	-	1,269,522.06	-	-	-	-	-	-	-	-	-	1,269,522.06	943,944.75	325,577.31	-	1,269,522.06
Region 2	514,454.87	98,714.27	-	613,169.14	-	-	-	-	-	-	-	-	-	613,169.14	514,454.87	98,714.27	-	613,169.14
Region 3	1,327,822.75	237,061.75	-	1,564,884.50	-	-	-	-	-	-	-	-	-	1,564,884.50	1,327,822.75	237,061.75	-	1,564,884.50
Region 4A	272,770.86	78,043.97	-	350,814.83	-	-	-	-	-	-	-	-	-	350,814.83	272,770.86	78,043.97	-	350,814.83
Region 4B	-	150,826.24	-	150,826.24	-	-	-	-	16,800.00	-	-	16,800.00	16,800.00	167,626.24	-	167,626.24	-	167,626.24
Region 5	1,226,530.49	718,146.84	-	1,944,677.33	-	-	-	-	-	-	-	-	-	1,944,677.33	1,226,530.49	718,146.84	-	1,944,677.33
Region 6	1,312,659.43	104,347.69	-	1,417,007.12	-	-	-	-	-	-	-	-	-	1,417,007.12	1,312,659.43	104,347.69	-	1,417,007.12
Region 7	542,229.36	47,635.92	-	589,865.28	-	-	-	-	161,228.96	-	-	161,228.96	161,228.96	751,094.24	542,229.36	208,864.88	-	751,094.24
Region 8	968,992.03	641,031.44	-	1,610,023.47	-	306,285.72	-	306,285.72	-	-	-	-	306,285.72	1,916,309.19	968,992.03	947,317.16	-	1,916,309.19
Region 9	79,128.98	338,508.19	-	417,637.17	-	-	-	-	-	-	-	-	-	417,637.17	79,128.98	338,508.19	-	417,637.17
Region 10	-	93,317.67	230,146.35	323,464.02	-	-	-	-	-	-	-	-	-	323,464.02	-	93,317.67	230,146.35	323,464.02
Region 11	392,069.19	120,571.49	-	512,640.68	-	83,015.06	-	83,015.06	-	-	-	-	83,015.06	595,655.74	392,069.19	203,586.55	-	595,655.74
Region 12	1,586,270.32	461,227.50	422,766.32	2,470,264.14	-	-	-	-	-	-	-	-	-	2,470,264.14	1,586,270.32	461,227.50	422,766.32	2,470,264.14
Region 13	413,716.68	224,607.03	-	638,323.71	-	-	-	-	-	-	-	-	-	638,323.71	413,716.68	224,607.03	-	638,323.71
Advice to Debit Account	10,950,762.26	7,514,093.59	503,703.50	18,968,559.35	-	884,513.04	457,259.83	1,341,772.87	169,312.90	25,544.11	194,857.01	1,536,629.88	20,505,189.23	10,950,762.26	8,567,919.53	986,507.44	20,505,189.23	
Central Office	1,930,867.22	2,781,593.93	381,642.59	5,094,103.74	-	884,513.04	-	884,513.04	-	-	-	-	884,513.04	5,978,616.78	1,930,867.22	3,666,106.97	381,642.59	5,978,616.78
CAR	642,590.57	60,646.02	-	703,236.59	-	-	-	-	-	-	-	-	-	703,236.59	642,590.57	60,646.02	-	703,236.59
Region 1	-	-	-	-	-	-	-	-	-	-	-	-	-	-	-	-	-	-
Region 2	1,038,072.80	487,729.53	-	1,525,802.33	-	-	-	-	-	-	-	-	-	1,525,802.33	1,038,072.80	487,729.53	-	1,525,802.33
Region 3	98,168.69	628,481.96	-	726,650.65	-	-	-	-	-	25,544.11	25,544.11	25,544.11	25,544.11	752,194.76	98,168.69	628,481.96	25,544.11	752,194.76
Region 4A	1,654,374.95	536,336.68	-	2,190,711.63	-	-	-	-	-	-	-	-	-	2,190,711.63	1,654,374.95	536,336.68	-	2,190,711.63
Region 4B	-	859,223.99	-	859,223.99	-	-	-	-	-	-	-	-	-	859,223.99	-	859,223.99	-	859,223.99
Region 5	-	-	-	-	-	-	-	-	-	-	-	-	-	-	-	-	-	-
Region 6	20,266.10	243,852.90	-	264,119.00	-	-	-	-	-	-	-	-	-	264,119.00	20,266.10	243,852.90	-	264,119.00
Region 7	1,325,254.67	227,896.78	-	1,553,151.45	-	-	457,259.83	457,259.83	169,312.90	-	-	169,312.90	626,572.73	2,179,724.18	1,325,254.67	397,209.68	457,259.83	2,179,724.18
Region 8	-	-	-	-	-	-	-	-	-	-	-	-	-	-	-	-	-	-
Region 9	896,143.06	758,142.07	-	1,654,285.13	-	-	-	-	-	-	-	-	-	1,654,285.13	896,143.06	758,142.07	-	1,654,285.13
Region 10	5,000.00	181,117.75	122,060.91	308,178.66	-	-	-	-	-	-	-	-	-	308,178.66	5,000.00	181,117.75	122,060.91	308,178.66
Region 11	617,756.33	284,638.20	-	902,394.53	-	-	-	-	-	-	-	-	-	902,394.53	617,756.33	284,638.20	-	902,394.53
Region 12	1,862,053.45	-	-	1,862,053.45	-	-	-	-	-	-	-	-	-	1,862,053.45	1,862,053.45	-	-	1,862,053.45
Region 13	860,214.42	464,433.78	-	1,324,648.20	-	-	-	-	-	-	-	-	-	1,324,648.20	860,214.42	464,433.78	-	1,324,648.20
Working Fund (NCA Issued to BTR)	-	-	-	-	-	-	-	-	-	-	-	-	-	-	-	-	-	-
Tax Remittance Advice (TRA)	2,832,009.47	364,872.96	28,824.00	3,225,706.43	-	120,644.25	-	120,644.25	4,207.93	1,445.89	5,653.82	126,298.07	3,352,004.50	2,832,009.47	489,725.14	30,269.89	3,352,004.50	
Central Office	798,448.46	47,358.44	21,602.41	867,409.31	-	55,311.08	-	55,311.08	-	-	-	55,311.08	922,720.39	798,448.46	102,669.52	21,602.41	922,720.39	

SUMMARY REPORT OF DISBURSEMENTS

For the month of April 2015
In Pesos

Department :
Agency :
Operating Unit :
Organization Code :
Funding Source Code (as Clustered)

Department of Environment and Natural Resources
MINES AND GEOSCIENCES BUREAU
10 003 00 00000
01
(102, 106, 107)

FAR No.4


PARTICULARS	CURRENT YEAR BUDGET				PRIOR YEAR'S BUDGET								GRAND TOTAL						
	PS	MOOE	CO	TOTAL	PRIOR YEAR'S ACCOUNTS PAYABLE				CURRENT YEAR'S ACCOUNTS PAYABLE				Total	Sub-Total	PS	MOOE	CO	TOTAL	
					PS	MOOE	CO	TOTAL	PS	MOOE	CO	TOTAL							
1	2	3	5	6 = 2+3+4+5	7	8	10	11=7+8+9+10	12	13	15	16=12+13+14+15	17=11+16	18=6+17	23	24	26	27=23+24+25+26	
CAR	191,000.00	5,389.79	-	196,389.79	-	-	-	-	-	-	-	-	-	196,389.79	191,000.00	5,389.79	-	196,389.79	
Region 1	170,290.05	14,707.64	-	184,997.69	-	-	-	-	-	-	-	-	-	184,997.69	170,290.05	14,707.64	-	184,997.69	
Region 2	136,306.00	17,391.63	-	153,697.63	-	-	-	-	-	-	-	-	-	153,697.63	136,306.00	17,391.63	-	153,697.63	
Region 3	157,586.50	33,058.45	-	190,644.95	-	-	-	-	-	-	1,445.89	1,445.89	1,445.89	192,090.84	157,586.50	33,058.45	1,445.89	192,090.84	
Region 4A	260,410.46	69,113.60	-	329,524.06	-	-	-	-	-	-	-	-	-	329,524.06	260,410.46	69,113.60	-	329,524.06	
Region 4B	-	34,991.33	-	34,991.33	-	-	-	-	-	-	-	-	-	34,991.33	-	34,991.33	-	34,991.33	
Region 5	150,078.73	23,323.90	-	173,402.63	-	-	-	-	-	-	-	-	-	173,402.63	150,078.73	23,323.90	-	173,402.63	
Region 6	159,210.55	21,405.18	-	180,615.73	-	-	-	-	-	-	-	-	-	180,615.73	159,210.55	21,405.18	-	180,615.73	
Region 7	149,540.92	9,512.35	-	159,053.27	-	47,070.87	-	47,070.87	-	4,207.93	-	4,207.93	51,278.80	210,332.07	149,540.92	60,791.15	-	210,332.07	
Region 8	115,539.76	24,358.60	-	139,898.36	-	13,714.28	-	13,714.28	-	-	-	-	13,714.28	153,612.64	115,539.76	38,072.88	-	153,612.64	
Region 9	147,502.15	20,391.20	-	167,893.35	-	-	-	-	-	-	-	-	-	167,893.35	147,502.15	20,391.20	-	167,893.35	
Region 10	-	10,160.07	7,221.59	17,381.66	-	-	-	-	-	-	-	-	-	17,381.66	-	10,160.07	7,221.59	17,381.66	
Region 11	119,118.46	17,599.22	-	136,717.68	-	4,548.02	-	4,548.02	-	-	-	-	4,548.02	141,265.70	119,118.46	22,147.24	-	141,265.70	
Region 12	169,252.99	8,612.47	-	177,865.46	-	-	-	-	-	-	-	-	-	177,865.46	169,252.99	8,612.47	-	177,865.46	
Region 13	107,724.44	7,499.09	-	115,223.53	-	-	-	-	-	-	-	-	-	115,223.53	107,724.44	7,499.09	-	115,223.53	
Cash Disbursement Ceiling (CDC)																			
Non-Cash Availment Authority (NCAA)																			
Others (CDT, BTr Docs Stamp, Etc)																			
TOTAL UNUSED NCA	10,551,373.86	13,288,132.16	10,285,383.83	34,124,889.85	-	13,149,186.18	(27,259.83)	13,121,926.35	-	(347,341.86)	(25,544.11)	(372,885.97)	12,749,040.38	46,873,930.23	10,551,373.86	26,089,976.48	10,232,579.89	46,873,930.23	


Summary : 01 1 01 101 , 102, 106, 107	Previous Report	This month	As of Date
Total Disbursement Authorities Received	256,680,810.23	86,324,058.50	343,004,868.73
NCA	242,235,032.00	82,972,054.00	325,207,086.00
Working Fund	-	-	-
TRA	14,445,778.23	3,352,004.50	17,797,782.73
CDC	-	-	-
NCAA	-	-	-
Others (CDT, BTr Docs Stamp, Etc.)	-	-	-
Add: Notice of Transfer Allocations (NTA) Issued to ROs/Adjust	-	-	-
Less: Notice of Transfer Allocations (NTA) Issued from CO	-	-	-
Total Disbursement Authorities Available	256,680,810.23	86,324,058.50	343,004,868.73
Less: Lapses NCA /adjustment/cancelled checks	79,613,643.68	-	79,613,643.68
Disbursements (inclusive of tax/TRA)	177,067,166.55	39,450,128.27	216,517,294.82
Balance of Disbursements Authorities as to d	-	46,873,930.23	46,873,930.23

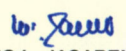
Total Disbursement Program	Previous Report	This Month	As of Date
Total Disbursement Program	256,680,810.23	86,324,058.50	343,004,868.73
Less: Actual Disbursements	177,067,166.55	39,450,128.27	216,517,294.82
(Over)/Under spending	79,613,643.68	46,873,930.23	126,487,573.91

Note: As certified correct by the respective Central and Regional Office Accountants.

Note: The use of NTA IS discouraged
*Amounts should tally

Prepared by:

DARIA K. MALINAO
Contractual

Certified Correct:

ELOISA L. LEGASPI
Chief, Finance Division

Approved by:

LEO L. JASARENO
Director

SUMMARY REPORT OF DISBURSEMENTS

For the month of April 30, 2015
In Pesos

FAR No.4

Department : Department of Environment and Natural Resources
 Agency : **MINES AND GEOSCIENCES BUREAU**
 Organization Code : 10 003 00 00000
 Funding Source Code (as Clustered) : **07 3 08 602 (Bid/Performance Bonds)**

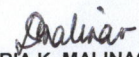
PARTICULARS	CURRENT YEAR BUDGET				PRIOR YEAR'S BUDGET								GRAND TOTAL				REMARKS		
					PRIOR YEAR'S ACCOUNTS PAYABLE				CURRENT YEAR'S ACCOUNTS PAYABLE				Total	Sub-Total					
	PS	MOOE	CO	TOTAL	PS	MOOE	CO	TOTAL	PS	MOOE	CO	TOTAL			PS	MOOE		CO	TOTAL
1	2	3	5	6 = 2+3+4+5	7	8	10	11=7+8+9+10	12	13	15	16=12+13+14+15	17=11+16	18=6+17	23	24	26	27=23+24+25+26	
Notice of Cash Allocation	-	-	-	-	-	289,108.00	-	-	289,108.00	-	-	-	-	289,108.00	289,108.00	-	289,108.00	-	289,108.00
CO	-	-	-	-	-	289,108.00	-	-	289,108.00	-	-	-	-	289,108.00	289,108.00	-	289,108.00	-	289,108.00
January	-	-	-	-	-	-	-	-	-	-	-	-	-	-	-	-	-	-	-
February	-	-	-	-	-	227,389.00	-	-	227,389.00	-	-	-	-	227,389.00	227,389.00	-	227,389.00	-	227,389.00
March	-	-	-	-	-	-	-	-	-	-	-	-	-	-	-	-	-	-	-
April	-	-	-	-	-	61,719.00	-	-	61,719.00	-	-	-	-	61,719.00	61,719.00	-	61,719.00	-	61,719.00
MDS Checks Issued (net of cancelled)	-	-	-	-	-	227,388.67	-	-	227,388.67	-	-	-	-	227,388.67	227,388.67	-	227,388.67	-	227,388.67
CO	-	-	-	-	-	227,388.67	-	-	227,388.67	-	-	-	-	227,388.67	227,388.67	-	227,388.67	-	227,388.67
January	-	-	-	-	-	-	-	-	-	-	-	-	-	-	-	-	-	-	-
February	-	-	-	-	-	227,388.67	-	-	227,388.67	-	-	-	-	227,388.67	227,388.67	-	227,388.67	-	227,388.67
March	-	-	-	-	-	-	-	-	-	-	-	-	-	-	-	-	-	-	-
April	-	-	-	-	-	-	-	-	-	-	-	-	-	-	-	-	-	-	-
Advice to Debit Account	-	-	-	-	-	-	-	-	-	-	-	-	-	-	-	-	-	-	-
Tax Remittance Advice	-	-	-	-	-	-	-	-	-	-	-	-	-	-	-	-	-	-	-
GRAND TOTAL	-	-	-	-	-	61,719.33	-	-	61,719.33	-	-	-	-	61,719.33	61,719.33	-	61,719.33	-	61,719.33


Summary : 07 3 08 602	Previous Report	This month	As of Date
Total Disbursement Authorities Received	227,389.00	61,719.00	289,108.00
NCA	227,389.00	61,719.00	289,108.00
Working Fund	-	-	-
TRA	-	-	-
CDC	-	-	-
NCAA	-	-	-
Others (CDT, BTr Docs Stamp, Etc.)	-	-	-
Add: Notice of Transfer Allocations (NTA) Issued to F	-	-	-
Less: Notice of Transfer Allocations (NTA) Issued from	-	-	-
Total Disbursement Authorities Available	227,389.00	61,719.00	289,108.00
Less: Lapses NCA			
Disbursements (inclusive of tax)	227,388.67		227,388.67
Balance of Disbursements Authorities as to date	0.33	61,719.00	61,719.33


	Previous Report	This Month	As of Date
Total Disbursement Program	227,389.00	61,719.00	289,108.00
Less: Actual Disbursements	227,388.67	-	227,388.67
(Over)/Under spending	0.33	61,719.00	61,719.33

Note 1.) No transactions for Regional Offices;
 2.) The NCA balance of P61,719.00 is available for the refund of Performance Bond to K.O.B.S. Customers First Trading, Inc. and Print Depot, Inc. Disbursement voucher for the said refund is on process.

Note: The use of NTA IS discouraged
 *Amounts should tally

Prepared by:

DARIA K. MALINAO
 Contractual

Certified Correct:

ELOISA L. LEGASPI
 Chief, Finance Division

Approved by:

LEO L. JASARENO
 Director