

QUARTERLY REPORT OF REVENUE AND OTHER RECEIPTS

As of the Quarterly Ending December 31, 2014

(In Pesos)

Department  
Agency  
Organization Code (UACS)

Department of Environment and Natural Resources  
**MINES AND GEOSCIENCES BUREAU**  
10 003 00 00000

FAR No. 5

| CLASSIFICATION/SOURCES OF REVENUE AND OTHER RECEIPTS  | UACS CODE   | REVENUE TARGET (ANNUAL) | ACTUAL REVENUE AND OTHER RECEIPTS COLLECTIONS |                  |                  |                |                  | CUMULATIVE REMITTANCE/DEPOSITS TO DATE |                     |                  | VARIANCE         |           | REMARKS   |
|---|-------------|-------------------------|---|------------------|------------------|----------------|------------------|--|---------------------|------------------|------------------|-----------|---|
|   |             |                         | 1ST QUARTER                                   | 2ND QUARTER      | 3RD QUARTER      | 4TH QUARTER    | TOTAL            | REMITTANCE TO BTR                      | DEPOSITED WITH AGDB | TOTAL            | AMOUNT           | %         |   |
| 1   | 2           | 3                       | 4   | 5                | 6                | 7              | 8=(4+5+6+7)      | 9                                      | 10                  | 11=(9+10)        | 12=(8-3)         | 13=(12/3) | 14  |
| <b>A. General Fund (Formerly Fund 101)</b>  |             |                         |   |                  |                  |                |                  |  |                     |                  |                  |           |   |
| <b>&gt; Tax</b>   |             |                         |   |                  |                  |                |                  |  |                     |                  |                  |           |   |
| <b>&gt; Non-Tax (FROM NG BOOK)</b>  |             |                         |   |                  |                  |                |                  |  |                     |                  |                  |           |   |
|   |             | 1,331,855,000.00        | 177,595,694.13                                | 1,096,079,310.24 | 1,142,024,368.86 | 136,200,960.08 | 2,551,900,333.31 | 2,503,778,120.80                       | -                   | 2,503,712,120.80 | 1,220,045,333.31 | 92%       |   |
| Royalty Income (90% of Royalty Collected = 60% Gov't share/40% LGU Share)                                 | 40204010 01 | 1,185,300,000.00        | 152,638,677.35                                | 1,076,555,774.21 | 1,120,975,812.79 | 123,865,632.14 | 2,474,035,896.49 | 2,429,458,464.98                       | -                   | 2,429,458,464.98 | 1,288,735,896.49 | 109%      |   |
| Service and Business Income (Fees and Charges)  |             | 146,555,000.00          | 24,754,539.74                                 | 19,286,965.74    | 20,816,680.37    | 11,813,501.02  | 76,671,686.87    | 73,126,905.87                          | -                   | 73,060,905.87    | (69,883,313.13)  | -48%      |   |
| Permit Fees   | 40201010 00 | 887,000.00              | 592,860.00                                    | 1,142,915.00     | 1,206,600.00     | 652,915.00     | 3,595,290.00     | 3,562,990.00                           | -                   | 3,562,990.00     | 2,708,290.00     |           | The decrease target revenue was due to the implementation of the No Go Zone and Meridional Blocking Requirement pursuant to the Executive Order No. 79, "Implementing Reforms in the Philippine Mining Sector Providing Policies and Guidelines to Ensure Environmental Protection and Responsible Mining in the Utilization of Mineral Resources", and DENR Administrative Order No. 201207, "Its Implementing Rules and Regulations which Affects the Applied Area Covered (in hectares). |
| Alien Employment Permit   | 40201110 03 | -                       | -   | -                | -                | -              | -                | -                                      | -                   | -                | -                | -         |   |
| Ore Transport Permit  | 40201110 04 | -                       | -   | -                | -                | -              | -                | -                                      | -                   | -                | -                | -         |   |
| Registration Fees   | 40201020 00 | 3,377,700.00            | 736,900.00                                    | 932,240.00       | 842,300.00       | 535,355.00     | 3,046,795.00     | 3,019,891.00                           | -                   | 3,019,891.00     | (330,905.00)     |           |   |
| Clearance and Certification Fees  | 40201040 00 | 225,000.00              | 233,898.00                                    | 344,500.00       | 434,405.00       | 142,060.00     | 1,154,863.00     | 1,128,613.00                           | -                   | 1,128,613.00     | 929,863.00       |           |   |
| Clearance Fees  | 40201040 01 | 349,000.00              | 150,200.00                                    | 59,000.00        | 106,000.00       | 35,100.00      | 350,300.00       | 350,300.00                             | -                   | 350,300.00       | 1,300.00         |           |   |
| Certification Fees  | 40201040 02 | 1,721,500.00            | 171,430.00                                    | 153,690.00       | 183,244.00       | 128,362.00     | 636,726.00       | 636,226.00                             | -                   | 636,226.00       | (1,084,774.00)   |           |   |
| Identification Fees   |             | 5,000.00                | 4,200.00                                      | 4,800.00         | 2,700.00         | -              | 11,700.00        | 11,700.00                              | -                   | 11,700.00        | 6,700.00         |           |   |
| Legal Fees  | 40201090 00 | -                       | 20.00   | 15,100.00        | -                | 59,960.00      | 75,080.00        | 75,080.00                              | -                   | 75,080.00        | 75,080.00        |           |   |
| Inspection Fees   | 40201100 00 | 1,591,000.00            | 439,000.00                                    | 332,000.00       | 476,000.00       | 328,810.00     | 1,575,810.00     | 1,575,810.00                           | -                   | 1,575,810.00     | (15,190.00)      |           |   |
| Verification and Authentication Fees  | 40201110 00 | 3,526,000.00            | 1,239,700.00                                  | 1,223,300.00     | 845,445.00       | 940,770.00     | 4,249,215.00     | 3,969,215.00                           | -                   | 3,969,215.00     | 723,215.00       |           |   |
| Accreditation Fees  | 40201110 01 | -                       | -   | -                | -                | -              | -                | -                                      | -                   | -                | -                | -         |   |
| Renewal Fees  | 40201110 06 | 40,078,000.00           | 8,564,600.00                                  | 6,816,600.00     | 3,657,900.00     | 2,628,500.00   | 21,667,600.00    | 19,089,100.00                          | -                   | 19,089,100.00    | (18,410,400.00)  |           |   |
| Validation Fees   | 40201110 08 | 1,359,000.00            | 160,000.00                                    | 214,000.00       | 212,000.00       | 72,000.00      | 658,000.00       | 658,000.00                             | -                   | 658,000.00       | (701,000.00)     |           |   |
| Processing Fees   | 40201130 00 | 1,565,300.00            | 883,860.00                                    | 991,320.00       | 540,475.00       | 643,085.00     | 3,058,740.00     | 3,058,740.00                           | -                   | 3,058,740.00     | 1,493,440.00     |           |   |
| Appeal Fees   | 40201130 02 | 580,000.00              | 85,000.00                                     | 210,000.00       | 20,000.00        | 15,000.00      | 330,000.00       | 315,000.00                             | -                   | 315,000.00       | (250,000.00)     |           |   |
| Application Fees  | 40201130 03 | 6,134,000.00            | 828,075.36                                    | 928,150.00       | 842,410.00       | 829,535.00     | 3,428,170.36     | 3,414,170.36                           | -                   | 3,414,170.36     | (2,705,829.64)   |           |   |
| Assessment Fees   | 40201130 04 | 90,000.00               | 55,000.00                                     | 70,000.00        | 10,000.00        | -              | 135,000.00       | 135,000.00                             | -                   | 135,000.00       | 45,000.00        |           |   |
| CEMCCR  | 40201130 05 | 102,000.00              | -   | -                | -                | 5,000.00       | 5,000.00         | 5,000.00                               | -                   | 5,000.00         | (97,000.00)      |           |   |
| Docket Fees   | 40201130 06 | 17,000.00               | -   | 5,000.00         | -                | 5,000.00       | 10,000.00        | 10,000.00                              | -                   | 10,000.00        | (7,000.00)       |           |   |
| Evaluation Fees   | 40201130 08 | 732,000.00              | 90,000.00                                     | 85,000.00        | 15,000.00        | 75,000.00      | 265,000.00       | 265,000.00                             | -                   | 265,000.00       | (467,000.00)     |           |   |
| Filing Fees   | 40201130 07 | 66,821,100.00           | 7,115,150.00                                  | 2,687,370.00     | 312,620.00       | 932,890.00     | 11,048,030.00    | 10,648,030.00                          | -                   | 10,648,030.00    | (55,773,070.00)  |           |   |
| Occupation Fees   | 40201130 19 | 6,986,000.00            | 443,900.00                                    | 443,900.00       | 8,302,325.00     | -              | 9,190,125.00     | 9,190,125.00                           | -                   | 9,190,125.00     | 2,204,125.00     |           |   |
| PD 1856   | 40201130 20 | 16,180.00               | 1,660.00                                      | 2,380.00         | 1,420.00         | 1,440.00       | 6,900.00         | 6,840.00                               | -                   | 6,840.00         | (9,280.00)       |           |   |
| Transfer Fees   | 40201130 09 | 1,456,000.00            | 137,250.00                                    | 112,370.00       | 20,000.00        | 50,000.00      | 319,620.00       | 319,620.00                             | -                   | 319,620.00       | (1,136,380.00)   |           |   |
| Umpiring Fees   | 40201130 10 | 1,096,000.00            | 300,000.00                                    | 420,000.00       | 504,000.00       | 402,000.00     | 1,626,000.00     | 1,626,000.00                           | -                   | 1,626,000.00     | 530,000.00       |           |   |
| Fines and Penalties Service Income  | 40201140 00 | 1,316,000.00            | 779,975.00                                    | 546,730.00       | 324,970.00       | 646,500.00     | 2,298,175.00     | 2,191,175.00                           | -                   | 2,191,175.00     | 982,175.00       |           |   |
| Other Service Income  | 40201990 00 | 924,720.00              | 433,572.69                                    | 673,208.72       | 793,608.87       | 184,508.23     | 2,084,898.51     | 2,078,163.51                           | -                   | 2,078,163.51     | 1,160,178.51     |           |   |
| Amendment Fees  | 40201990 01 | -                       | -   | -                | -                | -              | -                | -                                      | -                   | -                | -                | -         |   |
| Petrological, Mineralogical, Geochronological, Metallurgical & Chemical Analysis (& Oth Related Services) | 40201130 14 | 2,627,000.00            | 751,133.00                                    | 483,158.00       | 616,485.00       | 554,370.00     | 2,405,146.00     | 2,404,846.00                           | -                   | 2,404,846.00     | (221,854.00)     |           |   |
| Geological/Mining Investigation and Verification and Other Related Service                                | 40201990 06 | 52,500.00               | 27,000.00                                     | 14,000.00        | 73,500.00        | 103,500.00     | 218,000.00       | 218,000.00                             | -                   | 152,000.00       | 165,500.00       |           |   |
| Gold and Silver Assay   | 40201130 16 | 360,000.00              | 98,070.00                                     | 52,590.00        | 79,245.00        | 39,195.00      | 269,100.00       | 229,555.00                             | -                   | 229,555.00       | (90,900.00)      |           |   |
| Publications  | 40201130 21 | 585,000.00              | 87,900.00                                     | 97,674.00        | 199,920.00       | 283,400.00     | 668,894.00       | 668,294.00                             | -                   | 668,294.00       | 83,894.00        |           |   |

| CLASSIFICATION/SOURCES OF REVENUE AND OTHER RECEIPTS   | UACS CODE          | REVENUE TARGET (ANNUAL) | ACTUAL REVENUE AND OTHER RECEIPTS COLLECTIONS |                         |                         |                       |                         | CUMULATIVE REMITTANCE/DEPOSITS TO DATE |                     |                         | VARIANCE                |             | REMARKS |
|--|--------------------|-------------------------|---|-------------------------|-------------------------|-----------------------|-------------------------|--|---------------------|-------------------------|-------------------------|-------------|---------|
|  |                    |                         | 1ST QUARTER                                   | 2ND QUARTER             | 3RD QUARTER             | 4TH QUARTER           | TOTAL                   | REMITTANCE TO BTR                      | DEPOSITED WITH AGDB | TOTAL                   | AMOUNT                  | %           |         |
| 1  | 2                  | 3                       | 4   | 5                       | 6                       | 7                     | 8=(4+5+6+7)             | 9                                      | 10                  | 11=(9+10)               | 12=(8-3)                | 13=(12/3)   | 14      |
| EGGARS/Geohazard FORMS   | 40201990 02        | 822,000.00              | 237,000.00                                    | 185,000.00              | 129,000.00              | 51,000.00             | 602,000.00              | 602,000.00                             | -                   | 602,000.00              | (220,000.00)            |             |         |
| Rent, Drilling Equipment and Access  | 40201990 03        | 193,000.00              | 3,400.00                                      | 4,400.00                | 8,900.00                | 9,500.00              | 26,200.00               | 26,200.00                              | -                   | 26,200.00               | (166,800.00)            |             |         |
| Miscellaneous Income   | 40202050 00        | -                       | 15,000.00                                     | 5,000.00                | 10,000.00               | 10,000.00             | 40,000.00               | 30,000.00                              | -                   | 30,000.00               | 40,000.00               |             |         |
| Disposal of Unserviceable Materials (FROM RA BOOK)   | 40201130 18        | 948,000.00              | 88,785.69                                     | 31,570.02               | 46,207.50               | 1,448,745.79          | 1,615,309.00            | 1,608,222.00                           | -                   | 1,608,222.00            | 667,309.00              |             |         |
| Other Receipts   |                    | 12,000.00               | -   | -                       | -                       | -                     | -                       | -                                      | -                   | -                       | (12,000.00)             |             |         |
| Refund of Excess Cash advances   | 40301010 00        | -                       | 202,477.04                                    | 236,570.29              | 231,875.70              | 521,826.92            | 1,192,749.95            | 1,192,749.95                           | -                   | 1,192,749.95            | 1,192,749.95            |             |         |
| Refund of Overpayment of Salary  | 40301010 00        | -                       | 92,750.63                                     | 233,980.62              | 183,309.70              | 237,621.91            | 747,662.86              | 747,662.86                             | -                   | 747,662.86              | 747,662.86              |             |         |
| Refund of Disallowance 2008 C.N.A./Unfu  | 40301010 00        | -                       | 39,546.41                                     | 2,589.67                | 28,566.00               | 144,687.79            | 215,389.87              | 215,389.87                             | -                   | 215,389.87              | 215,389.87              |             |         |
| Payment of Unreturned Equipment  | 40301020 00        | -                       | 67,500.00                                     | -                       | 20,000.00               | 123,837.87            | 211,337.87              | 211,337.87                             | -                   | 211,337.87              | 211,337.87              |             |         |
|  |                    | -                       | 2,680.00                                      | -                       | -                       | 15,679.35             | 18,359.35               | 18,359.35                              | -                   | 18,359.35               | 18,359.35               |             |         |
| <b>B. Special Account in the General Fund (formerly Fund 105,183,401,151-159)</b>  |                    |                         |   |                         |                         |                       |                         |  |                     |                         |                         |             |         |
| > Tax  |                    |                         |   |                         |                         |                       |                         |  |                     |                         |                         |             |         |
| > Non-Tax  | 40204010 01        | 131,700,000.00          | 16,959,853.04                                 | 119,617,308.25          | 124,552,868.09          | 13,762,848.02         | 274,892,877.39          | 269,939,829.44                         | -                   | 269,939,829.44          | 143,192,877.39          | 109%        |         |
| Royalty Income (10% of collection of Royalty Income = Due to MGB)  | 40204010 01        | 131,700,000.00          | 16,959,853.04                                 | 119,617,308.25          | 124,552,868.09          | 13,762,848.02         | 274,892,877.39          | 269,939,829.44                         | -                   | 269,939,829.44          | 143,192,877.39          | 109%        |         |
| <b>Total Royalty Income</b>  | <b>40204010 01</b> | <b>1,317,000,000.00</b> | <b>169,598,530.39</b>                         | <b>1,196,173,082.45</b> | <b>1,245,528,680.88</b> | <b>137,628,480.16</b> | <b>2,748,928,773.88</b> | <b>2,699,398,294.42</b>                | <b>-</b>            | <b>2,699,398,294.42</b> | <b>1,431,928,773.88</b> | <b>109%</b> |         |
| <b>C. Off-Budget Accounts (Formerly Fund 161 to 164, etc.)</b>   |                    |                         |   |                         |                         |                       |                         |  |                     |                         |                         |             |         |
| <b>D. Custodial Funds (formerly Fund 101-184, 187) (FROM RA BOOK)</b>  |                    | <b>4,490,000.00</b>     | <b>3,144,102.36</b>                           | <b>502,631.74</b>       | <b>2,994,195.45</b>     | <b>4,412,599.45</b>   | <b>11,053,529.00</b>    | <b>6,099,290.00</b>                    | <b>4,926,739.00</b> | <b>10,642,029.00</b>    | <b>6,563,529.00</b>     | <b>146%</b> |         |
| Bid documents  | 40202990 05        | 600,000.00              | 228,000.00                                    | 91,600.00               | 142,400.00              | 25,000.00             | 487,000.00              | -                                      | 459,500.00          | 459,500.00              | (113,000.00)            |             |         |
| Seminar Fees   | 40202990 06        | 350,000.00              | -   | -                       | -                       | 385,739.00            | 385,739.00              | -                                      | 385,739.00          | 385,739.00              | 35,739.00               |             |         |
| Service Fees   | 40202990 07        | 3,540,000.00            | 90,500.00                                     | 151,200.00              | 139,500.00              | 3,700,300.00          | 4,081,500.00            | -                                      | 4,081,500.00        | 3,697,500.00            | 541,500.00              |             |         |
| Mine Waste & Tailing Fee   | 40201990 04        | -                       | 2,570,369.16                                  | 64,854.11               | 2,688,275.45            | 301,560.45            | 5,625,059.17            | 5,625,059.17                           | -                   | 5,625,059.17            | 5,625,059.17            |             |         |
| Other Receipts (Refund of Cash Advance/Overpayment of Salaries/Refund of Disallowance/Unreturned Equip/Performance Bond) | 40301010 00        | -                       | 255,233.20                                    | 194,977.63              | 24,020.00               | -                     | 474,230.83              | 474,230.83                             | -                   | 474,230.83              | 474,230.83              |             |         |
| <b>TOTAL</b>   |                    | <b>1,468,045,000.00</b> | <b>197,699,649.53</b>                         | <b>1,216,199,250.22</b> | <b>1,269,571,432.40</b> | <b>154,376,407.55</b> | <b>2,837,846,739.70</b> | <b>2,779,817,240.24</b>                | <b>4,926,739.00</b> | <b>2,784,293,979.24</b> | <b>1,369,801,739.70</b> | <b>93%</b>  |         |

In 2014, the contract price of Nickel Ore tripled from US\$16-US\$33/WMT to US\$24-US\$118/WMT at 0.6%Ni-1.8%Ni in the months of May to July 2014. Due to the good market and contract price, there was an increase in the demand of Nickel Ore thus resulted to the increase in Nickel Ore shipment volume vis-a-vis Gross Output and doubled the Royalty Tax Collections of MGB Region III and XIII.

Prepared by:

*D. Malinao*  
DARIA K. MALINAO  
Contractual

Certified Correct:

*E. Legaspi*  
ELOISA L. LEGASPI  
Chief, Finance Division

Approved By:

*L. Jasareno*  
LEO L. JASARENO  
Director


QUARTERLY REPORT OF REVENUE AND OTHER RECEIPTS  
As of the Quarter Ending December 31, 2014  
(In Pesos)

Department : Department of Environment and Natural Resources  
Agency : Mines and Geosciences Bureau  
Operation Unit : Central Office  
Organizational Code (UACS) : 10 003 01 00000


| CLASSIFICATION / SOURCES OF REVENUE AND OTHER RECEIPTS                     | UACS Code   | REVENUE TARGET (Annual) | ACTUAL REVENUE AND OTHER RECEIPTS COLLECTION |              |              |               |               | CUMULATIVE REMITTANCE / DEPOSITS TO DATE |                     |           | VARIANCE |           | REMARKS |   |
|--|-------------|-------------------------|--|--------------|--------------|---------------|---------------|--|---------------------|-----------|----------|-----------|---------|---|
|  |             |                         | 1st Quarter                                  | 2nd Quarter  | 3rd Quarter  | 4th Quarter   | Total         | Remittance to BTr                        | Deposited with AGDB | Total     | Amount   | %         |         |   |
|  |             |                         | 4  | 5            | 6            | 7             | 8=(4+5+6+7)   | 9  | 10                  | 11=(9+10) | 12=(8-3) | 13=(12/3) |         |   |
| <b>A. General Fund (formerly fund 101)</b>                                 |             |                         |  |              |              |               |               |  |                     |           |          |           |         |   |
| <b>FEES AND CHARGES</b>  |             |                         |  |              |              |               |               |  |                     |           |          |           |         |   |
| <b>Mining Rights</b>   |             |                         |  |              |              |               |               |  |                     |           |          |           |         |   |
| Accreditation Fee  | 40201110 01 | -                       | -  | -            | -            | -             | -             | -  | -                   | -         | -        | -         | -       | - |
| Alien Employment Permit  | 40201110 03 | -                       | -  | -            | -            | -             | -             | -  | -                   | -         | -        | -         | -       | - |
| Amendment Fee  | 40201990 01 | -                       | -  | -            | -            | -             | -             | -  | -                   | -         | -        | -         | -       | - |
| Appeal Fee   | 40201130 02 | 85,000.00               | 210,000.00                                   | 20,000.00    | 15,000.00    | 330,000.00    | 315,000.00    | -  | -                   | -         | -        | -         | -       | - |
| Application Fee  | 40201130 03 | -                       | -  | -            | 14,000.00    | 14,000.00     | -             | -  | -                   | -         | -        | -         | -       | - |
| Assignment fee   | 40201130 03 | -                       | -  | -            | -            | -             | -             | -  | -                   | -         | -        | -         | -       | - |
| Certification Fee  | 40201040 02 | 29,650.00               | 27,440.00                                    | 18,500.00    | 18,000.00    | 93,590.00     | 93,090.00     | -  | -                   | -         | -        | -         | -       | - |
| Clearance Fee  | 40201040 01 | -                       | -  | -            | -            | -             | -             | -  | -                   | -         | -        | -         | -       | - |
| Disposal Fee   | 40201040 01 | -                       | -  | -            | -            | -             | -             | -  | -                   | -         | -        | -         | -       | - |
| Docket Fee   |             | -                       | -  | -            | -            | -             | -             | -  | -                   | -         | -        | -         | -       | - |
| Employment Permit  |             | -                       | -  | -            | -            | -             | -             | -  | -                   | -         | -        | -         | -       | - |
| Evaluation Fee   |             | -                       | -  | -            | -            | -             | -             | -  | -                   | -         | -        | -         | -       | - |
| Filing Fee   |             | -                       | -  | -            | -            | -             | -             | -  | -                   | -         | -        | -         | -       | - |
| Fines and Penalty  | 40201130 07 | 6,862,800.00            | 2,402,600.00                                 | -            | -            | -             | -             | -  | -                   | -         | -        | -         | -       | - |
| Intervenor's Fee   | 40201140 00 | 433,975.00              | 52,000.00                                    | 57,000.00    | 400,000.00   | 9,665,400.00  | 9,265,400.00  | -  | -                   | -         | -        | -         | -       | - |
| Mineral Accreditation Fee  |             | -                       | -  | -            | 107,000.00   | 649,975.00    | 542,975.00    | -  | -                   | -         | -        | -         | -       | - |
| Occupation Fee   |             | -                       | -  | -            | -            | -             | -             | -  | -                   | -         | -        | -         | -       | - |
| PD 1856  | 40201130 19 | 443,900.00              | 443,900.00                                   | 8,302,325.00 | -            | -             | -             | -  | -                   | -         | -        | -         | -       | - |
| Permit Fee   | 40201130 20 | 340.00                  | 840.00                                       | 80.00        | 60.00        | 9,190,125.00  | 9,190,125.00  | -  | -                   | -         | -        | -         | -       | - |
| Preliminary Injunction   | 40201010 00 | 500.00                  | -  | 500.00       | -            | 1,320.00      | 1,260.00      | -  | -                   | -         | -        | -         | -       | - |
| Processing Fee   | 40201130 00 | -                       | -  | -            | -            | 1,000.00      | 1,000.00      | -  | -                   | -         | -        | -         | -       | - |
| Projection fee   |             | -                       | -  | -            | -            | -             | -             | -  | -                   | -         | -        | -         | -       | - |
| Registration Fee   |             | -                       | -  | -            | -            | -             | -             | -  | -                   | -         | -        | -         | -       | - |
| Regulatory Fee   | 40201020 00 | -                       | 16,000.00                                    | 13,600.00    | 1,000.00     | 30,600.00     | 29,600.00     | -  | -                   | -         | -        | -         | -       | - |
| Renewal Fee  | 40201110 06 | 8,544,600.00            | 6,816,600.00                                 | 3,657,900.00 | 2,578,500.00 | 21,597,600.00 | 19,019,100.00 | -  | -                   | -         | -        | -         | -       | - |
| Reproductive fee   |             | -                       | -  | -            | -            | -             | -             | -  | -                   | -         | -        | -         | -       | - |
| Transfer Fee   |             | -                       | -  | -            | -            | -             | -             | -  | -                   | -         | -        | -         | -       | - |
| Transport Permit   |             | -                       | -  | -            | -            | -             | -             | -  | -                   | -         | -        | -         | -       | - |
| Validation Fee   |             | -                       | -  | -            | -            | -             | -             | -  | -                   | -         | -        | -         | -       | - |
| Verification Fee   | 40201110 08 | 56,000.00               | 8,000.00                                     | 84,000.00    | -            | 148,000.00    | 148,000.00    | -  | -                   | -         | -        | -         | -       | - |
| Petrological, Mineral, Geochronological, Metallurgical & Chemical Analysis | 40201110 00 | 96,000.00               | 88,500.00                                    | 40,000.00    | 272,000.00   | 496,500.00    | 216,500.00    | -  | -                   | -         | -        | -         | -       | - |
| Gold and Silver Assay  | 40201130 14 | 714,743.00              | 448,333.00                                   | 491,840.00   | 526,935.00   | 2,181,851.00  | 2,181,551.00  | -  | -                   | -         | -        | -         | -       | - |
| Treasure Hunting   | 40201130 16 | 98,070.00               | 52,590.00                                    | 79,245.00    | 39,195.00    | 269,100.00    | 229,555.00    | -  | -                   | -         | -        | -         | -       | - |
| Publications   |             | -                       | -  | -            | -            | -             | -             | -  | -                   | -         | -        | -         | -       | - |
| EGGAR  | 40201130 21 | 87,900.00               | 97,674.00                                    | 199,920.00   | 283,400.00   | 668,894.00    | 668,294.00    | -  | -                   | -         | -        | -         | -       | - |
| FORMS  |             | -                       | -  | -            | -            | -             | -             | -  | -                   | -         | -        | -         | -       | - |
| Rent, Drilling Equipment   | 40202050 00 | 15,000.00               | 5,000.00                                     | 10,000.00    | 10,000.00    | 40,000.00     | 30,000.00     | -  | -                   | -         | -        | -         | -       | - |

| CLASSIFICATION / SOURCES OF REVENUE AND OTHER RECEIPTS                        | UACS Code   | REVENUE TARGET (Annual) | ACTUAL REVENUE AND OTHER RECEIPTS COLLECTION |                      |                      |                     |                      | CUMULATIVE REMITTANCE / DEPOSITS TO DATE |                     |           | VARIANCE |           | REMARKS  |
|---|-------------|-------------------------|--|----------------------|----------------------|---------------------|----------------------|--|---------------------|-----------|----------|-----------|----------|
|   |             |                         | 1st Quarter                                  | 2nd Quarter          | 3rd Quarter          | 4th Quarter         | Total                | Remittance to BTr                        | Deposited with AGDB | Total     | Amount   | %         |          |
| 1   | 2           | 3                       | 4  | 5                    | 6                    | 7                   | 8=(4+5+6+7)          | 9  | 10                  | 11=(9+10) | 12=(8-3) | 13=(12/3) | 14       |
| MISCELLANEOUS INCOME  | 40201130 18 |                         | 26,298.00                                    | 2,507.00             | 24,954.00            | 7,027.00            | 60,786.00            | 53,699.00                                |                     |           |          |           |          |
| REFUND OF EXCESS CASH ADVANCES  | 40301010 00 |                         | 92,750.63                                    | 233,980.62           | 183,309.70           | 237,621.91          | 747,662.86           | 747,662.86                               |                     |           |          |           |          |
| REFUND OF OVERPAYMENT OF SALARY   | 40301010 00 |                         | 39,546.41                                    | 2,589.67             | 28,566.00            | 144,687.79          | 215,389.87           | 215,389.87                               |                     |           |          |           |          |
| REFUND OF DISALLOWANCE 2008 C.N.A / UNFILED ALLOW.                            | 40301010 00 |                         | 67,500.00                                    | -                    | 20,000.00            | 123,837.87          | 211,337.87           | 211,337.87                               |                     |           |          |           |          |
| PAYMENT OF UNRETURNED EQUIPMENT   | 40301020 00 |                         | 2,680.00                                     | -                    | -                    | 15,679.35           | 18,359.35            | 18,359.35                                |                     |           |          |           |          |
| B. Special Account in the General Fund (formerly Fund 105, 183, 401, 151-159) |             |                         |  |                      |                      |                     |                      |  |                     |           |          |           |          |
| C. Off-Budget Accounts (formerly Fund 161 to 164, etc.)                       |             |                         |  |                      |                      |                     |                      |  |                     |           |          |           |          |
| D. Special Funds (formerly Fund 101-184, 187)                                 |             |                         |  |                      |                      |                     |                      |  |                     |           |          |           |          |
| BID DOCUMENTS/SITE INSPECTION/CERTIFICATE OF ELIGIBILITY                      | 40202990 00 |                         | 228,000.00                                   | 91,600.00            | 142,400.00           | 25,000.00           | 487,000.00           | -  | 487,000.00          |           |          |           |          |
| Mine Waste/Tailings Fee   | 40201990 00 |                         | 2,570,369.16                                 | 64,854.11            | 2,688,275.45         | 301,560.45          | 5,625,059.17         | 5,625,059.17                             |                     |           |          |           |          |
| Performance/Bail Bond   | 20401030 00 |                         | 255,233.20                                   | 194,977.63           | 24,020.00            | -                   | 474,230.83           | 474,230.83                               |                     |           |          |           |          |
| <b>TOTAL</b>  |             |                         | <b>20,750,855.40</b>                         | <b>11,259,986.03</b> | <b>16,086,435.15</b> | <b>5,120,504.37</b> | <b>53,217,780.95</b> | <b>49,277,188.95</b>                     | <b>487,000.00</b>   | <b>-</b>  | <b>-</b> | <b>-</b>  | <b>-</b> |

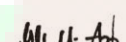
Prepared by:

  
Sara Jane G. Cuevas  
Contractual


Reviewed by:


  
Ma. Dinah Ann C. Nadoza  
Contractual

Noted by:

  
Glenelyn M. Azurin  
Contractual

Approved By:

  
Elbisa L. Legaspi  
Chief, Finance Division

  
Leo L. Jasareno  
Head of Office

INSTRUCTIONS

1. This Quarterly Report of Revenue and Other Receipts shall reflect the agency's/OU's actual revenue and other receipts collections from all sources remitted with the Bureau of the Treasury (BTr) and deposited in other Authorized Government Depository Bank (AGDB), for the budget year, broken down by quarter. This shall be submitted to DBM and COA not later than the 30th day following the end of the quarter.
2. Column 1 shall reflect the classification of revenue and other receipts as to tax or non-tax and should identify the specific source (Tax Income: e.g., Tax on Domestic Goods and Services, Tax on Net Profits, etc.; Non-tax Income: e.g. Permits and Licenses, Service Income, Business Income, etc) consistent with the Revised Chart of Accounts prescribed by COA.
3. Column 2 shall reflect the Unified Accounts Codes Structure (UACS) Code per COA-DBM-DOF Joint Circular No. 2013-1 dated 6 August 2013.
4. Column 3 shall reflect the revenue targets for the year. This should be consistent with the amounts indicated in the Budget of Expenditures and Sources of Financing (BESF) tables for the budget year.
5. Columns 4 to 8 shall reflect the actual quarterly revenue and other receipts collections for the year covered by the report.
6. Columns 9 to 11 shall reflect the cumulative revenue and other receipts deposited by the agency with the BTr / AGDB as of date (from January 1 of the current year).
7. Columns 12 and 13 shall reflect the variance between the annual targeted collection and the actual revenue and other receipts collection as of the period covered by the report.
8. Column 14 shall reflect any additional information i.e., reasons for any variance between targeted and actual collections; new fees imposed; increase in fees and charges; or implementation of new programs.
9. This form shall be Certified Correct by the Chief Accountant/Head of Accounting Unit and approved by Head of Agency/Authorized Representative.