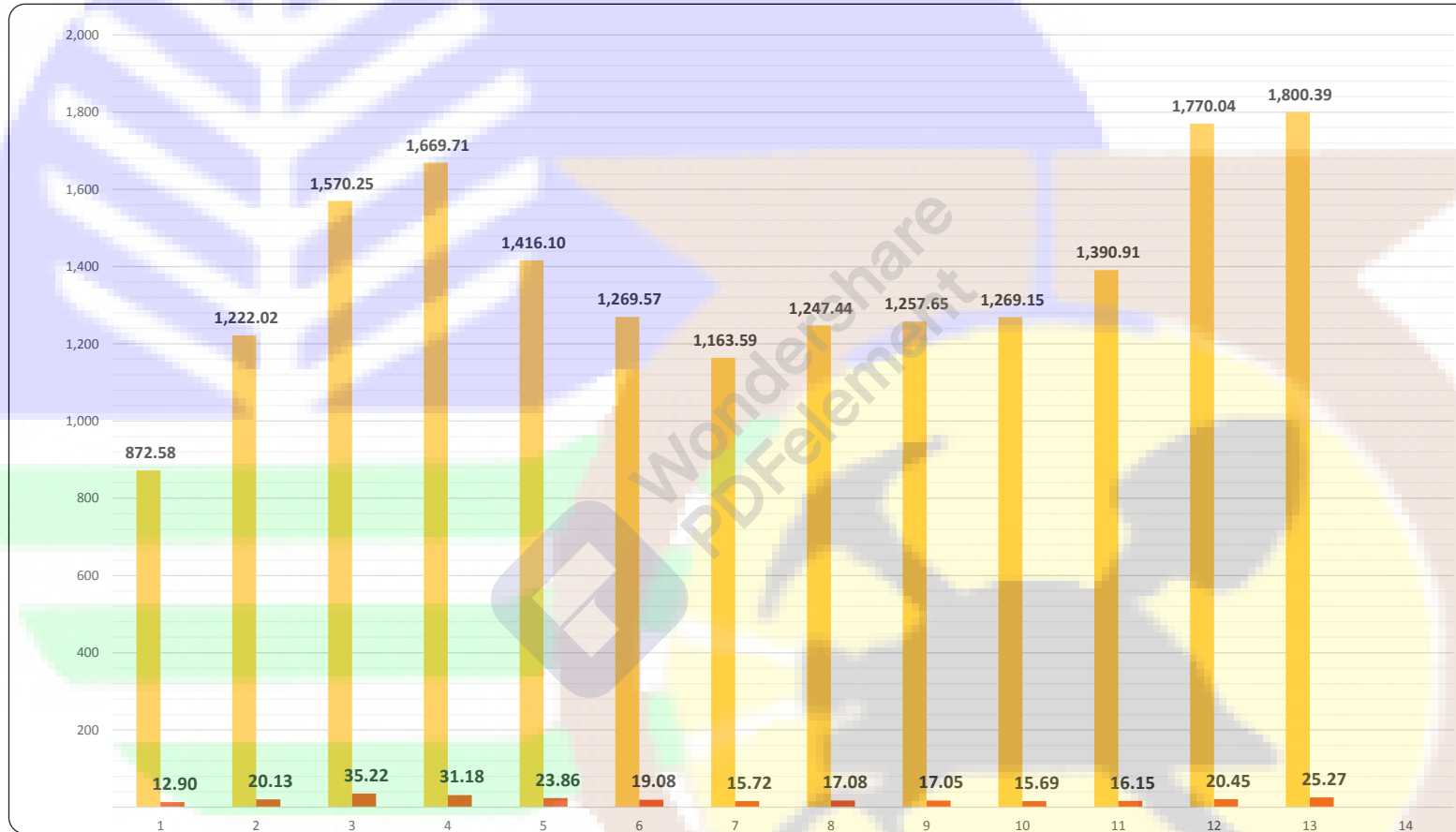




## HISTORICAL AVERAGE PRICES OF GOLD AND SILVER (US\$/oz.)



Metals	2009	2010	2011	2012	2013	2014	2015	2016	2017	2018	2019	2020	2021	Trend
<b>GOLD</b>	872.58	1,222.02	1,570.25	1,669.71	1,416.10	1,269.57	1,163.59	1,247.44	1,257.65	1,269.15	1,390.91	1,770.04	1,800.39	
<b>SILVER</b>	12.90	20.13	35.22	31.18	23.86	19.08	15.72	17.08	17.05	15.69	16.15	20.45	25.27	

SOURCE : BANGKO SENTRAL NG PILIPINAS (BSP)