



FAR No. 6


**STATEMENT OF APPROVED BUDGET, UTILIZATIONS, DISBURSEMENTS AND BALANCES FOR TRUST RECEIPTS**  
*(for Implementing Agency use only)*  
 As of the Quarter Ending June 30, 2023


Department : Department of Environment and Natural Resources  
 Agency/Entity : Mines and Geosciences Bureau  
 Operating Unit : ALL  
 Organization Code (UACS) : 10 003 0100000  
 Fund Cluster : 07-Trust Receipts


Inter Agency Fund Transfer  
 Grants and Donations (Les than 12 months)

Source Agencies and Projects	UACS CODE	Approved Budget			Utilizations					Disbursements					Balances		
		Approved Budgeted Revenue/ Receipts	Adjustments (Additions, Reductions, Modifications/ Augmentation)	Adjusted Budgeted Revenue	1st Quarter Ending March 31	2nd Quarter Ending June 30	3rd Quarter Ending Sept. 30	4th Quarter Ending Dec. 31	Total	1st Quarter Ending March 31	2nd Quarter Ending June 30	3rd Quarter Ending Sept. 30	4th Quarter Ending Dec. 31	Total	Unutilized Budget	Unpaid Utilizations (10-15) = (17+18)	
																Due and Demandable	Not Yet Due and Demandable
1	2	3	4	5=[3+(-)4]	6	7	8	9	10=(6+7+8+9)	11	12	13	14	15=(11+12+13+14)	16=(5-10)	17	18
<b>Department of Science and Technology</b>																	
Philippine Council for Industry, Energy and Emerging Technology Research and Development (PCIEERD)																	
Central Office																	
Project Title: "Technical Study on the use of Synthesis Laterite-iron sand as feed Material for Shaft Furnace Iron making Technology" (Year 2 of 2 years)																	
Continuing		557,929.57		557,929.57	148,487.33	353,121.90	-	-	501,609.23	148,487.33	209,696.00	-	-	358,183.33	56,320.34	10,126.00	133,299.90
PS	5010000000	234,635.22	-	234,635.22	60,756.00	172,356.00			233,112.00	60,756.00	162,230.00			222,986.00	1,523.22	10,126.00	-
MOOE	5020000000	323,294.35	-	323,294.35	87,731.33	180,765.90			268,497.23	87,731.33	47,466.00			135,197.33	54,797.12	-	133,299.90
CO	5060000000	-	-	-	-	-			-	-	-			-	-	-	-
Project Title: "Recovery of Scandium from Laterite-based Pig Iron Sand as Feed Material for Shaft Furnace Iron Making Technology" (Year 2 of 2 years)																	
Continuing		353,561.15		353,561.15	92,727.13	240,461.66	-	-	333,188.79	92,727.13	180,461.66	-	-	273,188.79	20,372.36	-	60,000.00
PS	5010000000	116,100.00		116,100.00	-	116,100.00			116,100.00	-	116,100.00			116,100.00	-	-	-
MOOE	5020000000	237,261.15		237,261.15	92,727.13	124,361.66			217,088.79	92,727.13	64,361.66			157,088.79	20,172.36	-	60,000.00
CO	5060000000	200.00		200.00	-	-			-	-	-			-	200.00	-	-
Project Title: PhilKarst Project 1 "Influence of surface and subsurface processes in Karst degradation and its impacts on sustainable tourism" (Year 2 of 2 Years)																	
Continuing		2,151,399.77		2,151,399.77	488,734.44	1,469,361.73	-	-	1,958,096.17	488,734.44	1,018,316.96	-	-	1,507,051.40	193,303.60	405,794.64	45,250.13
PS	5010000000	985,088.00		985,088.00	482,734.44	481,792.60			964,527.04	482,734.44	299,237.96			781,972.40	20,560.96	182,554.64	-
MOOE	5020000000	1,166,311.77		1,166,311.77	6,000.00	987,569.13			993,569.13	6,000.00	719,079.00			725,079.00	172,742.64	223,240.00	45,250.13
CO	5060000000	-		-	-	-			-	-	-			-	-	-	-
Project Title: PhilKarst Project 2 "Integrated Characterization, Quantitative Assessment and Statistical Modelling for Geologic Hazards in Karst Landscapes in the Philippines: Input to Management Plans for Sustainable Tourism" (Year 2 of 2 Years)																	
Continuing		2,607,495.18		2,607,495.18	675,192.60	1,627,195.54	-	-	2,302,388.14	675,192.60	1,178,601.82	-	-	1,853,794.42	305,107.04	403,343.59	45,250.13
PS	5010000000	1,308,690.93		1,308,690.93	666,593.60	628,231.03			1,294,824.63	666,593.60	442,078.44			1,108,672.04	13,866.30	186,152.59	-
MOOE	5020000000	1,298,804.25		1,298,804.25	8,599.00	998,964.51			1,007,563.51	8,599.00	736,523.38			745,122.38	291,240.74	217,191.00	45,250.13
CO	5060000000	-		-	-	-			-	-	-			-	-	-	-
<b>Department of Environment and Natural Resources</b>																	
PENRO Bataan																	
Region III																	
Project Title: Temporary Sanitation Facility- Pilot testing of dry toilet system in Orion, Bataan																	
Continuing		908,176.38		908,176.38	161,935.99	-	-	-	161,935.99	161,935.99	-	-	-	161,935.99	746,240.39	-	-
PS	5010000000	-		-	-	-			-	-	-			-	-	-	-
MOOE	5020000000	908,176.38		908,176.38	161,935.99	-			161,935.99	161,935.99	-			161,935.99	746,240.39	-	-
CO	5060000000	-		-	-	-			-	-	-			-	-	-	-

Source Agencies and Projects	UACS CODE	Approved Budget			Utilizations					Disbursements					Balances		
		Approved Budgeted Revenue/ Receipts	Adjustments (Additions, Reductions, Modifications/ Augmentation)	Adjusted Budgeted Revenue	1st Quarter Ending March 31	2nd Quarter Ending June 30	3rd Quarter Ending Sept. 30	4th Quarter Ending Dec. 31	Total	1st Quarter Ending March 31	2nd Quarter Ending June 30	3rd Quarter Ending Sept. 30	4th Quarter Ending Dec. 31	Total	Unutilized Budget	Unpaid Utilizations (10-15) = (17+18)	
																Due and Demandable	Not Yet Due and Demandable
1	2	3	4	5=[3+(-)4]	6	7	8	9	10=(6+7+8+9)	11	12	13	14	15=(11+12+13+14)	16=(5-10)	17	18
<b>Department of Environment and Natural Resources</b>																	
Office of the Secretary																	
Regional Office III - Proper																	
Region III																	
Project Title: Implementation of Manila Bay Rehabilitation Program																	
<b>Current Budget</b>		<b>4,900,000.00</b>		<b>4,900,000.00</b>	<b>386,094.65</b>	<b>1,121,150.91</b>	-	-	<b>1,507,245.56</b>	<b>386,094.65</b>	<b>1,120,578.60</b>	-	-	<b>1,506,673.25</b>	<b>3,392,754.44</b>	<b>572.31</b>	<b>0.00</b>
PS	5010000000	-	-	-	-	-	-	-	-	-	-	-	-	-	-	-	-
MOOE	5020000000	3,900,000.00	-	3,900,000.00	386,094.65	644,150.91	-	-	1,030,245.56	386,094.65	643,578.60	-	-	1,029,673.25	2,869,754.44	572.31	0.00
CO	5060000000	1,000,000.00	-	1,000,000.00	-	477,000.00	-	-	477,000.00	-	477,000.00	-	-	477,000.00	523,000.00	-	-
<b>GRAND TOTAL</b>		<b>11,478,562.05</b>	-	<b>11,478,562.05</b>	<b>1,953,172.14</b>	<b>4,811,291.74</b>	-	-	<b>6,764,463.88</b>	<b>1,953,172.14</b>	<b>3,707,655.04</b>	-	-	<b>5,660,827.18</b>	<b>4,714,098.17</b>	<b>819,836.54</b>	<b>283,800.16</b>
PS	5010000000	2,644,514.15	-	2,644,514.15	1,210,084.04	1,398,479.63	-	-	2,608,563.67	1,210,084.04	1,019,646.40	-	-	2,229,730.44	35,950.48	378,833.23	-
MOOE	5020000000	7,833,847.90	-	7,833,847.90	743,088.10	2,935,812.11	-	-	3,678,900.21	743,088.10	2,211,008.64	-	-	2,954,096.74	4,154,947.69	441,003.31	283,800.16
CO	5060000000	1,000,200.00	-	1,000,200.00	-	477,000.00	-	-	477,000.00	-	477,000.00	-	-	477,000.00	523,200.00	-	-

Certified Correct:   
DARIA K. MALINAO  
Budget Officer III  
Date:

Recommending Approval:  
  
GLORIA D. MENDOZA  
OIC, Financial and Management Division  
Concurrent Chief Accountant

Approved By:  
  
ATTY. DANILO U. UYKIENG  
OIC, Director  
Date: