



STATEMENT OF APPROPRIATIONS, ALLOTMENTS, OBLIGATIONS, DISBURSEMENTS AND BALANCES  
As at the Quarter Ending September 30, 2022

Department : Department of Environment and Natural Resources (DENR)  
 Agency/Entity : Mines and Geosciences Bureau  
 Region : ALL  
 Division : ALL  
 Operating Unit : ALL  
 Organization Code : ALL  
 Fund Cluster : 01 - Regular Agency Fund


X	Current Year Appropriations
	Supplemental Appropriations
	Continuing Appropriations

(e.g. UACS Fund Cluster: 01-Regular Agency Fund, 02-Foreign Assisted Projects Fund, 03-Special Account-Locally Funded/Domestic Grants Fund, and 04-Special Account-Foreign Assisted/Foreign Grants Fund)


Particulars	UACS CODE	Appropriations			Allotments					Current Year Obligations				Current Year Disbursements				Balances			
		Authorized Appropriations	Adjustments (Transfer To/From, Modifications/)	Adjusted Appropriations	Allotments Received	Adjustments (Reductions, Modifications/ Augmentations)	Transfer To	Transfer From	Adjusted Total Allotments	1st Quarter Ending March 31	2nd Quarter Ending June 30	3rd Quarter Ending September 30	TOTAL	1st Quarter Ending March 31	2nd Quarter Ending June 30	3rd Quarter Ending September 30	TOTAL	Unreleased Appropriations	Unobligated Allotments	Unpaid Obligations	
																				Due and Demandable	Not Yet Due and Demandable
1	2	3	4	5=(3+4)	6	7	8	9	10=[(6+(-)7)-8+9]	11	12	13	15=(11+12+13+14)	16	17	18	20=(16+17+18+19)	21=(5-10)	22=(10-15)	23	24
I. Agency Specific Budget		1,341,525,000.00	-	1,341,525,000.00	1,341,525,000.00	-	(77,457,962.47)	77,457,962.47	1,341,525,000.00	307,786,686.61	383,918,372.45	324,464,222.03	1,016,169,281.09	233,600,746.51	347,531,945.61	326,288,496.15	907,421,188.27	-	325,355,718.91	37,188,905.83	71,559,186.99
General Administration and Support		308,899,000.00	-	308,818,000.00	308,899,000.00	-	(32,765,179.97)	32,765,179.97	308,818,000.00	63,378,737.88	85,298,375.04	95,197,493.30	243,874,606.22	54,523,583.13	79,235,124.45	91,155,270.68	224,913,978.26	-	64,943,393.78	7,516,088.43	11,444,539.53
General Management and Supervision		296,806,000.00	-	296,725,000.00	296,806,000.00	-	(29,012,030.14)	29,012,030.14	296,725,000.00	62,154,629.40	80,941,714.34	92,224,375.50	235,320,719.24	53,409,272.31	75,452,443.97	89,230,682.26	218,092,398.54	-	61,404,280.76	6,136,852.09	11,091,468.61
PS		230,022,000.00	-	229,941,000.00	230,022,000.00	-	(29,012,030.14)	29,012,030.14	229,941,000.00	41,664,380.92	66,380,140.90	79,178,147.29	187,222,669.11	40,926,952.07	60,558,500.00	74,532,330.94	176,017,783.01	-	42,718,330.89	5,374,676.82	5,830,209.28
MOOE		66,784,000.00	-	66,784,000.00	66,784,000.00	-	-	-	66,784,000.00	20,490,248.48	14,561,573.44	13,046,228.21	48,098,050.13	12,482,320.24	14,893,943.97	14,698,351.32	42,074,615.53	-	18,685,949.87	762,175.27	5,261,259.33
Human Resource Development		3,001,000.00	-	3,001,000.00	3,001,000.00	-	-	-	3,001,000.00	387,980.34	991,448.32	753,935.14	2,133,363.80	278,182.68	417,468.10	958,453.76	1,654,104.54	-	867,636.20	126,188.34	353,070.92
PS		947,000.00	-	947,000.00	947,000.00	-	-	-	947,000.00	213,532.15	254,370.80	200,260.86	668,163.81	208,063.76	197,846.21	260,386.88	666,296.85	-	278,836.19	1,866.96	-
MOOE		2,054,000.00	-	2,054,000.00	2,054,000.00	-	-	-	2,054,000.00	174,448.19	737,077.52	553,674.28	1,465,199.99	70,118.92	219,621.89	698,066.88	987,807.69	-	588,800.01	124,321.38	353,070.92
Administration of Personnel Benefits		9,092,000.00	-	9,092,000.00	9,092,000.00	-	(3,753,149.83)	3,753,149.83	9,092,000.00	836,128.14	3,365,212.38	2,219,182.66	6,420,523.18	836,128.14	3,365,212.38	966,134.66	5,167,475.18	-	2,671,476.82	1,253,048.00	-
PS		9,092,000.00	-	9,092,000.00	9,092,000.00	-	(3,753,149.83)	3,753,149.83	9,092,000.00	836,128.14	3,365,212.38	2,219,182.66	6,420,523.18	836,128.14	3,365,212.38	966,134.66	5,167,475.18	-	2,671,476.82	1,253,048.00	-
Sub-total, General Administration and Support		308,899,000.00	-	308,818,000.00	308,899,000.00	-	(32,765,179.97)	32,765,179.97	308,818,000.00	63,378,737.88	85,298,375.04	95,197,493.30	243,874,606.22	54,523,583.13	79,235,124.45	91,155,270.68	224,913,978.26	-	64,943,393.78	7,516,088.43	11,444,539.53
PS		240,061,000.00	-	239,980,000.00	240,061,000.00	-	(32,765,179.97)	32,765,179.97	239,980,000.00	42,714,041.21	69,999,724.08	81,597,590.81	194,311,356.10	41,971,143.97	64,121,558.59	75,758,852.48	181,851,555.04	-	45,668,643.90	6,629,591.78	5,830,209.28
MOOE		68,838,000.00	-	68,838,000.00	68,838,000.00	-	-	-	68,838,000.00	20,664,696.67	15,298,650.96	13,599,902.49	49,563,250.12	12,552,439.16	15,113,565.86	15,396,418.20	43,062,423.22	-	19,274,749.88	886,496.65	5,614,330.25
CO		-	-	-	-	-	-	-	-	-	-	-	-	-	-	-	-	-	-	-	-
Support to Operations		194,941,000.00	-	194,941,000.00	194,941,000.00	-	(43,807,382.50)	43,807,382.50	194,941,000.00	30,891,309.08	71,864,203.77	38,091,838.03	140,847,350.88	18,318,803.96	48,231,965.58	35,828,521.02	102,379,290.56	-	54,093,649.12	17,972,835.14	20,495,225.18
Planning and Policy Formulation		150,138,000.00	-	150,138,000.00	150,138,000.00	-	(43,807,382.50)	43,807,382.50	150,138,000.00	21,250,775.84	59,144,904.08	29,480,095.33	109,875,775.25	10,514,969.42	37,240,930.64	25,959,957.69	73,715,857.75	-	40,262,224.75	17,290,405.81	18,869,511.69
PS		13,594,000.00	-	13,594,000.00	13,594,000.00	-	-	-	13,594,000.00	2,935,883.94	3,907,677.65	2,959,450.12	9,803,011.71	2,877,526.94	2,996,401.45	3,907,108.89	9,781,037.28	-	3,790,988.29	21,974.43	-
MOOE		71,972,000.00	-	71,972,000.00	71,972,000.00	-	(25,495,382.50)	25,495,382.50	71,972,000.00	15,375,604.80	32,285,305.93	7,889,693.21	55,550,603.94	6,488,975.38	28,915,261.69	11,978,552.80	47,382,789.87	-	16,421,396.06	2,863,640.38	5,304,173.69
CO		64,572,000.00	-	64,572,000.00	64,572,000.00	-	(18,312,000.00)	18,312,000.00	64,572,000.00	2,939,287.10	22,951,920.50	18,630,952.00	44,522,159.60	1,148,467.10	5,329,267.50	10,074,296.00	16,552,030.60	-	20,049,840.40	14,404,791.00	13,565,338.00
Mineral Economics, Information and Communication Plan		15,288,000.00	-	15,288,000.00	15,288,000.00	-	-	-	15,288,000.00	3,245,657.25	4,164,979.30	3,099,553.05	10,510,189.60	2,471,022.50	3,644,750.00	3,621,258.57	9,737,031.07	-	4,777,810.40	217,244.32	555,914.21
PS		9,810,000.00	-	9,810,000.00	9,810,000.00	-	-	-	9,810,000.00	2,389,649.51	2,914,082.43	2,515,722.43	7,819,454.37	2,348,419.97	2,941,738.56	2,498,067.34	7,788,225.87	-	1,990,545.63	31,228.50	-
MOOE		5,478,000.00	-	5,478,000.00	5,478,000.00	-	-	-	5,478,000.00	856,007.74	1,250,896.87	583,830.62	2,690,735.23	122,602.53	703,011.44	1,123,191.23	1,948,805.20	-	2,787,264.77	186,015.82	555,914.21
Research and Development		29,515,000.00	-	29,515,000.00	29,515,000.00	-	-	-	29,515,000.00	6,394,875.99	8,554,320.39	5,512,189.65	20,461,386.03	5,332,812.04	7,346,284.94	6,247,304.76	18,926,401.74	-	9,053,613.97	465,185.01	1,069,799.28
PS		24,135,000.00	-	24,135,000.00	24,135,000.00	-	-	-	24,135,000.00	5,012,114.82	6,486,508.00	4,921,834.22	16,420,457.04	4,914,153.27	6,580,552.27	4,869,729.99	16,364,435.53	-	7,714,542.96	56,021.51	-
MOOE		5,380,000.00	-	5,380,000.00	5,380,000.00	-	-	-	5,380,000.00	1,382,761.17	2,067,812.39	590,355.43	4,040,928.99	418,658.77	765,732.67	1,377,574.77	2,561,966.21	-	1,339,071.01	409,163.50	1,069,799.28
Sub-total, Support to Operations		194,941,000.00	-	194,941,000.00	194,941,000.00	-	(43,807,382.50)	43,807,382.50	194,941,000.00	30,891,309.08	71,864,203.77	38,091,838.03	140,847,350.88	18,318,803.96	48,231,965.58	35,828,521.02	102,379,290.56	-	54,093,649.12	17,972,835.14	20,495,225.18
PS		47,539,000.00	-	47,539,000.00	47,539,000.00	-	-	-	47,539,000.00	10,337,648.27	13,308,268.08	10,397,006.77	34,042,923.12	10,140,100.18	12,518,692.28	11,274,906.22	33,933,698.68	-	13,496,076.88	109,224.44	-
MOOE		82,830,000.00	-	82,830,000.00	82,830,000.00	-	(25,495,382.50)	25,495,382.50	82,830,000.00	17,614,373.71	35,604,015.19	9,063,879.26	62,282,268.16	7,030,236.68	30,384,005.80	14,479,318.80	51,893,561.28	-	20,547,731.84	3,458,819.70	6,929,887.18
CO		64,572,000.00	-	64,572,000.00	64,572,000.00	-	(18,312,000.00)	18,312,000.00	64,572,000.00	2,939,287.10	22,951,920.50	18,630,952.00	89,044,319.20	1,148,467.10	5,329,267.50	10,074,296.00	16,552,030.60	-	(24,472,319.20)	14,404,791.00	13,565,338.00
Operations		837,685,000.00	-	837,766,000.00	837,685,000.00	-	(885,400.00)	885,400.00	837,766,000.00	213,516,639.65	226,755,793.64	191,174,890.70	631,447,323.99	160,758,359.42	220,064,855.58	199,304,704.45	580,127,919.45	-	206,318,676.01	11,699,982.26	39,619,422.28
OO : Natural Resources Sustainably Managed		493,145,000.00	-	493,256,000.00	493,145,000.00	-	(885,400.00)	885,400.00	493,256,000.00	116,604,361.27	137,489,006.87	113,712,198.65	367,805,566.79	98,532,851.86	131,377,207.45	117,117,774.15	347,027,833.46	-	125,450,433.21	5,503,825.46	15,273,907.87
MINERAL RESOURCES ENFORCEMENT AND REGULATORY PROGRAM		375,631,000.00	-	375,742,000.00	375,631,000.00	-	(885,400.00)	885,400.00	375,742,000.00	88,616,215.70	103,567,413.45	90,447,831.08	282,631,460.23	81,192,389.65	103,142,721.27	85,770,996.46	270,106,107.38	-	93,110,539.77	3,613,534.61	8,911,818.24
Mineral Regulation Services		375,631,000.00	-	375,742,000.00	375,631,000.00	-	(885,400.00)	885,400.00	375,742,000.00	88,616,215.70	103,567,413.45	90,447,831.08	282,631,460.23	81,192,389.65	103,142,721.27	85,770,996.46	270,106,107.38	-	93,110,539.77	3,613,534.61	8,911,818.24
PS		280,300,000.00	-	280,411,000.00	280,300,000.00	-	-	-	280,411,000.00	63,457,862.60											

Particulars	UACS CODE	Appropriations			Allotments					Current Year Obligations				Current Year Disbursements				Balances			
		Authorized Appropriations	Adjustments (Transfer To/From, Modifications/)	Adjusted Appropriations	Allotments Received	Adjustments (Reductions, Modifications/ Augmentations)	Transfer To	Transfer From	Adjusted Total Allotments	1st Quarter Ending March 31	2nd Quarter Ending June 30	3rd Quarter Ending September 30	TOTAL	1st Quarter Ending March 31	2nd Quarter Ending June 30	3rd Quarter Ending September 30	TOTAL	Unreleased Appropriations	Unobligated Allotments	Unpaid Obligations	
																				Due and Demandable	Not Yet Due and Demandable
1	2	3	4	5=(3+4)	6	7	8	9	10=[(6+(-7)-8+9)]	11	12	13	15=(11+12+13+14)	16	17	18	20=(16+17+18+19)	21=(5-10)	22=(10-15)	23	24
GEOLOGICAL RISK REDUCTION AND RESILIENCY PROGRAM		344,540,000.00	-	344,510,000.00	344,540,000.00	-	-	-	344,510,000.00	96,912,278.38	89,266,786.77	77,462,692.05	263,641,757.20	62,225,507.56	88,687,648.13	82,186,930.30	233,100,085.99	-	80,868,242.80	6,196,156.80	24,345,514.41
Geological Assessment for Risk Reduction and Resiliency		344,540,000.00	-	344,510,000.00	344,540,000.00	-	-	-	344,510,000.00	96,912,278.38	89,266,786.77	77,462,692.05	263,641,757.20	62,225,507.56	88,687,648.13	82,186,930.30	233,100,085.99	-	80,868,242.80	6,196,156.80	24,345,514.41
PS		119,475,000.00	-	119,445,000.00	119,475,000.00	-	-	-	119,445,000.00	26,972,869.09	34,754,719.93	30,555,139.66	92,282,728.68	26,065,518.89	35,162,661.21	28,674,193.40	89,902,373.50	-	27,162,271.32	868,411.45	1,511,943.73
MOOE		225,065,000.00	-	225,065,000.00	225,065,000.00	-	-	-	225,065,000.00	69,939,409.29	54,512,066.84	46,907,552.39	171,359,028.52	36,159,988.67	53,524,986.92	53,512,736.90	143,197,712.49	-	53,705,971.48	5,327,745.35	22,833,570.68
Sub-total, Operations		837,685,000.00	-	837,766,000.00	837,685,000.00	-	(885,400.00)	885,400.00	837,766,000.00	213,516,639.65	226,755,793.64	191,174,890.70	631,447,323.99	160,758,359.42	220,064,855.58	199,304,704.45	580,127,919.45	-	206,318,676.01	11,699,982.26	39,619,422.28
PS		430,035,000.00	-	430,116,000.00	430,035,000.00	-	-	-	430,116,000.00	97,426,642.92	125,558,062.24	102,236,046.89	325,220,752.05	95,759,594.79	124,933,567.01	96,188,446.44	316,881,608.24	-	104,895,247.95	3,861,695.57	4,477,448.24
MOOE		407,650,000.00	-	407,650,000.00	407,650,000.00	-	(885,400.00)	885,400.00	407,650,000.00	116,089,996.73	101,197,731.40	88,938,843.81	306,226,571.94	64,998,764.63	95,131,288.57	103,116,258.01	263,246,311.21	-	101,423,428.06	7,838,286.69	35,141,974.04
CO		-	-	-	-	-	-	-	-	-	-	-	-	-	-	-	-	-	-	-	-
Sub-total, I. Agency Specific Budget		1,341,525,000.00	-	1,341,525,000.00	1,341,525,000.00	-	(77,457,962.47)	77,457,962.47	1,341,525,000.00	307,786,686.61	383,918,372.45	324,464,222.03	1,016,169,281.09	233,600,746.51	347,531,945.61	326,288,496.15	907,421,188.27	-	325,355,718.91	37,188,905.83	71,559,186.99
PS		717,635,000.00	-	717,635,000.00	717,635,000.00	-	(32,765,179.97)	32,765,179.97	717,635,000.00	150,478,332.40	208,866,054.40	194,230,644.47	553,575,031.27	147,870,838.94	201,573,817.88	183,222,205.14	532,666,861.96	-	164,059,968.73	10,600,511.79	10,307,657.52
MOOE		559,318,000.00	-	559,318,000.00	559,318,000.00	-	(26,380,782.50)	26,380,782.50	559,318,000.00	154,369,067.11	152,100,397.55	111,602,625.56	418,072,090.22	84,581,440.47	140,628,860.23	132,991,995.01	358,202,295.71	-	141,245,909.78	12,183,603.04	47,686,191.47
CO		64,572,000.00	-	64,572,000.00	64,572,000.00	-	(18,312,000.00)	18,312,000.00	64,572,000.00	2,939,287.10	22,951,920.50	18,630,952.00	44,522,159.60	1,148,467.10	5,329,267.50	10,074,296.00	16,552,030.60	-	20,049,840.40	14,404,791.00	13,565,338.00
II. Automatic Appropriations		62,358,000.00	-	62,358,000.00	62,358,000.00	-	-	-	62,358,000.00	15,838,371.71	15,612,374.50	15,966,579.82	47,417,326.03	15,142,846.29	14,076,780.28	17,572,163.09	46,791,789.66	-	14,940,673.97	550,097.83	75,438.54
General Administration and Support		17,082,000.00	-	17,082,000.00	17,082,000.00	-	-	-	17,082,000.00	4,229,332.09	4,268,000.93	4,408,169.19	12,905,502.21	4,015,665.66	3,957,533.90	4,698,668.88	12,671,868.44	-	4,176,497.79	202,401.20	31,232.57
General Management and Supervision		16,995,000.00	-	16,995,000.00	16,995,000.00	-	-	-	16,995,000.00	4,207,539.13	4,246,207.97	4,386,376.23	12,840,123.33	3,994,242.78	3,942,635.18	4,669,611.60	12,606,489.56	-	4,154,876.67	202,401.20	31,232.57
PS		16,995,000.00	-	16,995,000.00	16,995,000.00	-	-	-	16,995,000.00	4,207,539.13	4,246,207.97	4,386,376.23	12,840,123.33	3,994,242.78	3,942,635.18	4,669,611.60	12,606,489.56	-	4,154,876.67	202,401.20	31,232.57
Human Resource Development		87,000.00	-	87,000.00	87,000.00	-	-	-	87,000.00	21,792.96	21,792.96	21,792.96	65,378.88	21,422.88	14,898.72	29,057.28	65,378.88	-	21,621.12	-	-
PS		87,000.00	-	87,000.00	87,000.00	-	-	-	87,000.00	21,792.96	21,792.96	21,792.96	65,378.88	21,422.88	14,898.72	29,057.28	65,378.88	-	21,621.12	-	-
Sub-total, General Administration and Support		17,082,000.00	-	17,082,000.00	17,082,000.00	-	-	-	17,082,000.00	4,229,332.09	4,268,000.93	4,408,169.19	12,905,502.21	4,015,665.66	3,957,533.90	4,698,668.88	12,671,868.44	-	4,176,497.79	202,401.20	31,232.57
PS		17,082,000.00	-	17,082,000.00	17,082,000.00	-	-	-	17,082,000.00	4,229,332.09	4,268,000.93	4,408,169.19	12,905,502.21	4,015,665.66	3,957,533.90	4,698,668.88	12,671,868.44	-	4,176,497.79	202,401.20	31,232.57
MOOE		-	-	-	-	-	-	-	-	-	-	-	-	-	-	-	-	-	-	-	-
CO		-	-	-	-	-	-	-	-	-	-	-	-	-	-	-	-	-	-	-	-
Support to Operations		4,479,000.00	-	4,479,000.00	4,479,000.00	-	-	-	4,479,000.00	1,097,814.04	1,158,227.25	1,148,230.61	3,404,271.90	1,086,541.44	782,940.76	1,534,315.50	3,403,797.70	-	1,074,728.10	474.20	-
Planning and Policy Formulation		1,275,000.00	-	1,275,000.00	1,275,000.00	-	-	-	1,275,000.00	312,083.11	341,700.84	325,778.34	979,562.29	308,505.03	231,378.64	439,204.42	979,088.09	-	295,437.71	474.20	-
PS		1,275,000.00	-	1,275,000.00	1,275,000.00	-	-	-	1,275,000.00	312,083.11	341,700.84	325,778.34	979,562.29	308,505.03	231,378.64	439,204.42	979,088.09	-	295,437.71	474.20	-
Mineral Economics, Information and Communication Plan		925,000.00	-	925,000.00	925,000.00	-	-	-	925,000.00	253,740.96	253,740.96	276,343.43	783,825.35	251,333.88	171,567.72	360,923.75	783,825.35	-	141,174.65	-	-
PS		925,000.00	-	925,000.00	925,000.00	-	-	-	925,000.00	253,740.96	253,740.96	276,343.43	783,825.35	251,333.88	171,567.72	360,923.75	783,825.35	-	141,174.65	-	-
Research and Development		2,279,000.00	-	2,279,000.00	2,279,000.00	-	-	-	2,279,000.00	531,989.97	562,785.45	546,108.84	1,640,884.26	526,702.53	379,994.40	734,187.33	1,640,884.26	-	638,115.74	-	-
PS		2,279,000.00	-	2,279,000.00	2,279,000.00	-	-	-	2,279,000.00	531,989.97	562,785.45	546,108.84	1,640,884.26	526,702.53	379,994.40	734,187.33	1,640,884.26	-	638,115.74	-	-
Sub-total, Support to Operations		4,479,000.00	-	4,479,000.00	4,479,000.00	-	-	-	4,479,000.00	1,097,814.04	1,158,227.25	1,148,230.61	3,404,271.90	1,086,541.44	782,940.76	1,534,315.50	3,403,797.70	-	1,074,728.10	474.20	-
PS		4,479,000.00	-	4,479,000.00	4,479,000.00	-	-	-	4,479,000.00	1,097,814.04	1,158,227.25	1,148,230.61	3,404,271.90	1,086,541.44	782,940.76	1,534,315.50	3,403,797.70	-	1,074,728.10	474.20	-
MOOE		-	-	-	-	-	-	-	-	-	-	-	-	-	-	-	-	-	-	-	-
CO		-	-	-	-	-	-	-	-	-	-	-	-	-	-	-	-	-	-	-	-
Operations		40,797,000.00	-	40,797,000.00	40,797,000.00	-	-	-	40,797,000.00	10,511,225.58	10,186,146.32	10,410,180.02	31,107,551.92	10,040,639.19	9,336,305.62	11,339,178.71	30,716,123.52	-	9,689,448.08	347,222.43	44,205.97
OO : Natural Resources Sustainably Managed		29,508,000.00	-	29,508,000.00	29,508,000.00	-	-	-	29,508,000.00	7,599,134.99	7,331,556.24	7,521,135.84	22,451,827.07	7,259,858.46	6,636,725.92	8,294,769.83	22,191,354.21	-	7,056,172.93	216,404.16	44,068.70
MINERAL RESOURCES ENFORCEMENT AND REGULATORY PROGRAM		26,658,000.00	-	26,658,000.00	26,658,000.00	-	-	-	26,658,000.00	6,857,428.52	6,565,089.62	6,772,697.68	20,195,215.82	6,526,056.27	6,116,208.94	7,292,477.75	19,934,742.96	-	6,462,784.18	216,404.16	44,068.70
Mineral Regulation Services		26,658,000.00	-	26,658,000.00	26,658,000.00	-	-	-	26,658,000.00	6,857,428.52	6,565,089.62	6,772,697.68	20,195,215.82	6,526,056.27	6,116,208.94	7,292,477.75	19,934,742.96	-	6,462,784.18	216,404.16	44,068.70
PS		26,658,000.00	-	26,658,000.00	26,658,000.00	-	-	-	26,658,000.00	6,857,428.52	6,565,089.62	6,772,697.68	20,195,215.82	6,526,056.27	6,116,208.94	7,292,477.75	19,934,742.96	-	6,462,784.18	216,404.16	44,068.70
MINERAL RESOURCES AND GEOSCIENCES DEVELOPMENT PROGRAM		2,850,000.00	-	2,850,000.00	2,850,000.00	-	-	-	2,850,000.00	741,706.47	766,466.62	748,438.16	2,256,611.25	733,802.19	520,516.98	1,002,292.08	2,256,611.25	-	593,388.75	-	-
Mineral Resources Development		2,850,000.00	-	2,850,000.00	2,850,000.00	-	-	-	2,850,000.00												

Particulars	UACS CODE	Appropriations			Allotments			Current Year Obligations				Current Year Disbursements				Balances						
		Authorized Appropriations	Adjustments (Transfer To/From, Modifications/)	Adjusted Appropriations	Allotments Received	Adjustments (Reductions, Modifications/ Augmentations)	Transfer To	Transfer From	Adjusted Total Allotments	1st Quarter Ending March 31	2nd Quarter Ending June 30	3rd Quarter Ending September 30	TOTAL	1st Quarter Ending March 31	2nd Quarter Ending June 30	3rd Quarter Ending September 30	TOTAL	Unreleased Appropriations	Unobligated Allotments	Unpaid Obligations		
																				Due and Demandable	Not Yet Due and Demandable	
1	2	3	4	5=(3+4)	6	7	8	9	10=[(6+(-)7)-8+9]	11	12	13	15=(11+12+13+14)	16	17	18	20=(16+17+18+19)	21=(5-10)	22=(10-15)	23	24	
MOOE		-	-	-	-	-	-	-	-	-	-	-	-	-	-	-	-	-	-	-	-	-
CO		-	-	-	-	-	-	-	-	-	-	-	-	-	-	-	-	-	-	-	-	-
Sub-total, II. Automatic Appropriations		62,358,000.00	-	62,358,000.00	62,358,000.00	-	-	-	62,358,000.00	15,838,371.71	15,612,374.50	15,966,579.82	47,417,326.03	15,142,846.29	14,076,780.28	17,572,163.09	46,791,789.66	-	14,940,673.97	550,097.83	75,438.54	
PS		62,358,000.00	-	62,358,000.00	62,358,000.00	-	-	-	62,358,000.00	15,838,371.71	15,612,374.50	15,966,579.82	47,417,326.03	15,142,846.29	14,076,780.28	17,572,163.09	46,791,789.66	-	14,940,673.97	550,097.83	75,438.54	
MOOE		-	-	-	-	-	-	-	-	-	-	-	-	-	-	-	-	-	-	-	-	-
CO		-	-	-	-	-	-	-	-	-	-	-	-	-	-	-	-	-	-	-	-	-
GRAND TOTAL		1,403,883,000.00	-	1,403,883,000.00	1,403,883,000.00	(77,457,962.47)	77,457,962.47	1,403,883,000.00	323,625,058.32	399,530,746.95	340,430,801.85	1,063,586,607.12	248,743,592.80	361,608,725.89	343,860,659.24	954,212,977.93	-	340,296,392.88	37,739,003.66	71,634,625.53		
PS		779,993,000.00	-	779,993,000.00	779,993,000.00	(32,765,179.97)	32,765,179.97	779,993,000.00	166,316,704.11	224,478,428.90	210,197,224.29	600,992,357.30	163,013,685.23	215,650,598.16	200,794,368.23	579,458,651.62	-	179,000,642.70	11,150,609.62	10,383,096.06		
MOOE		559,318,000.00	-	559,318,000.00	559,318,000.00	(26,380,782.50)	26,380,782.50	559,318,000.00	154,369,067.11	152,100,397.55	111,602,625.56	418,072,090.22	84,581,440.47	140,628,860.23	132,991,995.01	358,202,295.71	-	141,245,909.78	12,183,603.04	47,686,191.47		
CO		64,572,000.00	-	64,572,000.00	64,572,000.00	(18,312,000.00)	18,312,000.00	64,572,000.00	2,939,287.10	22,951,920.50	18,630,952.00	44,522,159.60	1,148,467.10	5,329,267.50	10,074,296.00	16,552,030.60	-	20,049,840.40	14,404,791.00	13,565,338.00		
Recapitulation by OO:																						
I. Agency Specific Budget		837,685,000.00	-	837,766,000.00	837,685,000.00	(885,400.00)	885,400.00	837,766,000.00	213,516,639.65	226,755,793.64	191,174,890.70	631,447,323.99	160,758,359.42	220,064,855.58	199,304,704.45	580,127,919.45	-	206,318,676.01	11,699,982.26	39,619,422.28		
GEOLOGICAL RISK REDUCTION AND RESILIENCY PROGRAM		344,540,000.00	-	344,510,000.00	344,540,000.00	-	-	344,510,000.00	96,912,278.38	89,266,786.77	77,462,692.05	263,641,757.20	62,225,507.56	88,687,648.13	82,186,930.30	233,100,085.99	-	80,868,242.80	6,196,156.80	24,345,514.41		
MINERAL RESOURCES AND GEOSCIENCES DEVELOPMENT PROGRAM		117,514,000.00	-	117,514,000.00	117,514,000.00	-	-	117,514,000.00	27,988,145.57	33,921,593.42	23,264,367.57	85,174,106.56	17,340,462.21	28,234,486.18	31,346,777.69	76,921,726.08	-	32,339,893.44	1,890,290.85	6,362,089.63		
MINERAL RESOURCES ENFORCEMENT AND REGULATORY PROGRAM		375,631,000.00	-	375,742,000.00	375,631,000.00	(885,400.00)	885,400.00	375,742,000.00	88,616,215.70	103,567,413.45	90,447,831.08	282,631,460.23	81,192,389.65	103,142,721.27	85,770,996.46	270,106,107.38	-	93,110,539.77	3,613,534.61	8,911,818.24		

Certified Correct:  
  
DARIA K. MALINAO  
Budget Officer III

Recommending Approval:  
  
GLORIA D. MENDOZA  
Concurrent- Chief Accountant/  
OIC, Financial and Management Division

Approved By:  
  
ENGR. JUANCHO PABLO S. CALVEZ  
OIC, Office of the Director




STATEMENT OF APPROPRIATIONS, ALLOTMENTS, OBLIGATIONS, DISBURSEMENTS AND BALANCES  
As at the Quarter Ending September 30, 2022

Department : Department of Environment and Natural Resources (DENR)  
 Agency/Entity : Mines and Geosciences Bureau  
 Region : ALL  
 Division : ALL  
 Operating Unit : ALL  
 Organization Code : ALL  
 Fund Cluster : 01 - Regular Agency Fund  
 (e.g. UACS Fund Cluster: 01-Regular Agency Fund, 02-Foreign Assisted Projects Fund, 03-Special Account-Locally Funded/Domestic Grants Fund, and 04-Special Account-Foreign Assisted/Foreign Grants Fund)


	Current Year Appropriations
	Supplemental Appropriations
X	Continuing Appropriations

Particulars	UACS CODE	Appropriations			Allotments			Current Year Obligations				Current Year Disbursements				Balances					
		Authorized Appropriations	Adjustments (Transfer To/From, Modifications/Augmentations)	Adjusted Appropriations	Allotments Received	Adjustments (Reductions, Modifications/Augmentations)	Transfer To	Transfer From	Adjusted Total Allotments	1st Quarter Ending March 31	2nd Quarter Ending June 30	3rd Quarter Ending September 30	TOTAL	1st Quarter Ending March 31	2nd Quarter Ending June 30	3rd Quarter Ending September 30	TOTAL	Unreleased Appropriations	Unobligated Allotments	Unpaid Obligations	
1	2	3	4	5=(3+4)	6	7	8	9	10=[(6+(-)7)-8+9]	11	12	13	15=(11+12+13+14)	16	17	18	20=(16+17+18+19)	21=(5-10)	22=(10-15)	23	24
I. Continuing Appropriations		17,105,802.47	-	17,105,802.47	17,105,802.47	-	(4,800,333.61)	4,800,333.61	17,105,802.47	2,214,750.25	5,137,729.30	4,567,084.73	11,919,564.28	1,281,044.35	3,587,773.46	1,848,501.86	6,717,319.67	-	5,186,238.19	423,603.32	4,778,641.29
I. Agency Specific Budget		17,105,802.47	-	17,105,802.47	17,105,802.47	-	(4,800,333.61)	4,800,333.61	17,105,802.47	2,214,750.25	5,137,729.30	4,567,084.73	11,919,564.28	1,281,044.35	3,587,773.46	1,848,501.86	6,717,319.67	-	5,186,238.19	423,603.32	4,778,641.29
General Administration and Support		2,532,849.78	-	2,532,849.78	2,532,849.78	-	(1,333,691.82)	1,333,691.82	2,532,849.78	1,059,068.71	1,061,620.90	187,207.70	2,307,897.31	283,934.00	1,256,411.32	302,451.63	1,842,796.95	-	224,952.47	95,437.94	369,662.42
General Management and Supervision	100000100001000	1,521,424.47	-	1,521,424.47	1,521,424.47	-	(1,030,883.82)	1,030,883.82	1,521,424.47	904,948.94	450,522.00	92,581.98	1,448,052.92	209,124.63	937,296.31	29,914.32	1,176,335.26	-	73,371.55	2,250.00	269,467.66
MOOE		1,457,827.69	-	1,457,827.69	1,457,827.69	-	(1,030,883.82)	1,030,883.82	1,457,827.69	904,948.94	414,227.00	92,581.98	1,411,757.92	209,124.63	901,001.31	29,914.32	1,140,040.26	-	46,069.77	2,250.00	269,467.66
CO		63,596.78	-	63,596.78	63,596.78	-	-	-	63,596.78	-	36,295.00	-	36,295.00	-	36,295.00	-	36,295.00	-	27,301.78	-	-
Human Resource Development	100000100002000	1,011,425.31	-	1,011,425.31	1,011,425.31	-	(302,808.00)	302,808.00	1,011,425.31	154,119.77	611,098.90	94,625.72	859,844.39	74,809.37	319,115.01	272,537.31	666,461.69	-	151,580.92	93,187.94	100,194.76
MOOE		1,011,425.31	-	1,011,425.31	1,011,425.31	-	(302,808.00)	302,808.00	1,011,425.31	154,119.77	611,098.90	94,625.72	859,844.39	74,809.37	319,115.01	272,537.31	666,461.69	-	151,580.92	93,187.94	100,194.76
Sub-total, General Administration and Support		2,532,849.78	-	2,532,849.78	2,532,849.78	-	(1,333,691.82)	1,333,691.82	2,532,849.78	1,059,068.71	1,061,620.90	187,207.70	2,307,897.31	283,934.00	1,256,411.32	302,451.63	1,842,796.95	-	224,952.47	95,437.94	369,662.42
PS		-	-	-	-	-	-	-	-	-	-	-	-	-	-	-	-	-	-	-	-
MOOE		2,469,253.00	-	2,469,253.00	2,469,253.00	-	(1,333,691.82)	1,333,691.82	2,469,253.00	1,059,068.71	1,025,325.90	187,207.70	2,271,602.31	283,934.00	1,220,116.32	302,451.63	1,806,501.95	-	197,650.69	95,437.94	369,662.42
CO		63,596.78	-	63,596.78	63,596.78	-	-	-	63,596.78	-	36,295.00	-	36,295.00	-	36,295.00	-	36,295.00	-	27,301.78	-	-
Support to Operations		5,349,308.41	-	5,349,308.41	5,349,308.41	-	(610,000.00)	610,000.00	5,349,308.41	205,408.60	937,243.01	1,077,556.35	2,220,207.96	201,142.60	871,306.56	248,113.42	1,320,562.58	-	3,129,100.45	305,665.38	593,980.00
Planning and Policy Formulation	200000100001000	5,096,221.33	-	5,096,221.33	5,096,221.33	-	(610,000.00)	610,000.00	5,096,221.33	205,408.60	880,361.77	994,081.62	2,079,851.99	201,142.60	826,485.29	152,941.18	1,180,569.07	-	3,016,369.34	305,302.92	593,980.00
MOOE		3,640,560.13	-	3,640,560.13	3,640,560.13	-	(60,000.00)	60,000.00	3,640,560.13	205,408.60	879,561.77	444,081.62	1,529,051.99	201,142.60	826,485.29	152,941.18	1,180,569.07	-	2,111,508.14	55,302.92	293,180.00
CO		1,455,661.20	-	1,455,661.20	1,455,661.20	-	(550,000.00)	550,000.00	1,455,661.20	-	800.00	550,000.00	550,800.00	-	-	-	-	-	904,861.20	250,000.00	300,800.00
Mineral Economics, Information and Communication Plan	200000100002000	252,571.00	-	252,571.00	252,571.00	-	-	-	252,571.00	-	56,365.17	83,474.73	139,839.90	-	44,305.20	95,172.24	139,477.44	-	112,731.10	362.46	-
MOOE		252,571.00	-	252,571.00	252,571.00	-	-	-	252,571.00	-	56,365.17	83,474.73	139,839.90	-	44,305.20	95,172.24	139,477.44	-	112,731.10	362.46	-
Research and Development	200000100003000	516.08	-	516.08	516.08	-	-	-	516.08	-	516.07	-	516.07	-	516.07	-	516.07	-	0.01	-	-
MOOE		516.08	-	516.08	516.08	-	-	-	516.08	-	516.07	-	516.07	-	516.07	-	516.07	-	0.01	-	-
Sub-total, Support to Operations		5,349,308.41	-	5,349,308.41	5,349,308.41	-	(610,000.00)	610,000.00	5,349,308.41	205,408.60	937,243.01	1,077,556.35	2,220,207.96	201,142.60	871,306.56	248,113.42	1,320,562.58	-	3,129,100.45	305,665.38	593,980.00
PS		-	-	-	-	-	-	-	-	-	-	-	-	-	-	-	-	-	-	-	-
MOOE		3,893,647.21	-	3,893,647.21	3,893,647.21	-	(60,000.00)	60,000.00	3,893,647.21	205,408.60	936,443.01	527,556.35	1,669,407.96	201,142.60	871,306.56	248,113.42	1,320,562.58	-	2,224,239.25	55,665.38	293,180.00
CO		1,455,661.20	-	1,455,661.20	1,455,661.20	-	(550,000.00)	550,000.00	1,455,661.20	-	800.00	550,000.00	550,800.00	-	-	-	-	-	904,861.20	250,000.00	300,800.00
Operations		9,223,644.28	-	9,223,644.28	9,223,644.28	-	(2,856,641.79)	2,856,641.79	9,223,644.28	950,272.94	3,138,865.39	3,302,320.68	7,391,459.01	795,967.75	1,460,055.58	1,297,936.81	3,553,960.14	-	1,832,185.27	22,500.00	3,814,998.87
OO : Natural Resources Sustainably Managed		3,084,175.78	-	3,084,175.78	3,084,175.78	-	(1,451,779.55)	1,451,779.55	3,084,175.78	426,770.96	942,556.07	1,089,286.63	2,458,613.66	331,920.96	707,731.32	248,215.54	1,287,867.82	-	625,562.12	7,500.00	1,163,245.84
MINERAL RESOURCES ENFORCEMENT AND REGULATORY PROGRAM		733,619.67	-	733,619.67	733,619.67	-	(445,317.22)	445,317.22	733,619.67	85,676.86	352,511.30	230,240.44	668,428.60	85,676.86	236,551.30	71,059.22	393,287.38	-	65,191.07	7,500.00	267,641.22
Mineral Regulation Services	310100100001000	733,619.67	-	733,619.67	733,619.67	-	(445,317.22)	445,317.22	733,619.67	85,676.86	352,511.30	230,240.44	668,428.60	85,676.86	236,551.30	71,059.22	393,287.38	-	65,191.07	7,500.00	267,641.22
MOOE		733,619.67	-	733,619.67	733,619.67	-	(445,317.22)	445,317.22	733,619.67	85,676.86	352,511.30	230,240.44	668,428.60	85,676.86	236,551.30	71,059.22	393,287.38	-	65,191.07	7,500.00	267,641.22
MINERAL RESOURCES AND GEOSCIENCES DEVELOPMENT PROGRAM		2,350,556.11	-	2,350,556.11	2,350,556.11	-	(1,006,462.33)	1,006,462.33	2,350,556.11	341,094.10	590,044.77	859,046.19	1,790,185.06	246,244.10	471,180.02	177,156.32	894,580.44	-	560,371.05	-	895,604.62
Mineral Resources Development	310200100001000	2,350,556.11	-	2,350,556.11	2,350,556.11	-	(1,006,462.33)	1,006,462.33	2,350,556.11	341,094.10	590,044.77	859,046.19	1,790,185.06	246,244.10	471,180.02	177,156.32	894,580.44	-	560,371.05	-	895,604.62
MOOE		2,350,556.11	-	2,350,556.11	2,350,556.11	-	(1,006,462.33)	1,006,462.33	2,350,556.11	341,094.10	590,044.77	859,046.19	1,790,185.06	246,244.10	471,180.02	177,156.32	894,580.44	-	560,371.05	-	895,604.62
OO : Adaptive Capacities of Human Communities and Natural Systems Improved		6,139,468.50	-	6,139,468.50	6,139,468.50	-	(1,404,862.24)	1,404,862.24	6,139,468.50	523,501.98	2,196,309.32	2,213,034.05	4,932,845.35	464,046.79	752,324.26	1,049,721.27	2,266,092.32	-	1,206,623.15	15,000.00	2,651,753.03
GEOLOGICAL RISK REDUCTION AND RESILIENCY PROGRAM		6,139,468.50	-	6,139,468.50	6,139,468.50	-	(1,404,862.24)	1,404,862.24	6,139,468.50	523,501.98	2,196,309.32	2,213,034.05	4,932,845.35	464,046.79	752,324.26	1,049,721.27	2,266,092.32	-	1,206,623.15	15,000.00	2,651,753.03
Geological Assessment for Risk Reduction and Resiliency	320300100001000	6,139,468.50	-	6,139,468.50	6,139,468.50	-	(1,404,862.24)	1,404,862.24	6,139,468.50	523,501.98	2,196,309.32	2,213,034.05	4,932,845.35	464,046.79	752,324.26	1,049,721.27	2,266,092.32	-	1,206,623.15	15,000.00	2,651,753.03
MOOE		6,139,468.50	-	6,139,468.50	6,139,468.50	-	(1,404,862.24)	1,404,862.24	6,139,468.50	523,501.98	2,196,309.32	2,213,034.05	4,932,845.35	464,046.79	752,324.26	1,049,721.27	2,266,092.32	-	1,206,623.15	15,000.00	2,651,753.03
Sub-total, Operations		9,223,644.28	-	9,223,644.28	9,223,644.28	-	(2,856,641.79)	2,856,641.79	9,223,644.28	950,272.94	3,138,865.39	3,302,320.68	7,391,459.01	795,967.75	1,460,055.58	1,297,936.81	3,553,960.14	-	1,832,185.27	22,500.00	3,814,998.87
PS		-	-	-	-	-	-	-	-	-	-	-	-	-	-	-	-	-	-	-	-
MOOE		9,223,644.28	-	9,223,644.28	9,223																


Particulars	UACS CODE	Appropriations			Allotments					Current Year Obligations				Current Year Disbursements				Balances			
		Authorized Appropriations	Adjustments (Transfer To/From, Modifications/ Augmentations)	Adjusted Appropriations	Allotments Received	Adjustments (Reductions, Modifications/ Augmentations)	Transfer To	Transfer From	Adjusted Total Allotments	1st Quarter Ending March 31	2nd Quarter Ending June 30	3rd Quarter Ending September 30	TOTAL	1st Quarter Ending March 31	2nd Quarter Ending June 30	3rd Quarter Ending September 30	TOTAL	Unreleased Appropriations	Unobligated Allotments	Unpaid Obligations	
																				Due and Demandable	Not Yet Due and Demandable
1	2	3	4	5=(3+4)	6	7	8	9	10=[(6+(-)7)-8+9]	11	12	13	15=(11+12+13+14)	16	17	18	20=(16+17+18+19)	21=(5-10)	22=(10-15)	23	24
Sub-total, I. Agency Specific Budget		17,105,802.47	-	17,105,802.47	17,105,802.47	-	(4,800,333.61)	4,800,333.61	17,105,802.47	2,214,750.25	5,137,729.30	4,567,084.73	11,919,564.28	1,281,044.35	3,587,773.46	1,848,501.86	6,717,319.67	-	5,186,238.19	423,603.32	4,778,641.29
PS		-	-	-	-	-	-	-	-	-	-	-	-	-	-	-	-	-	-	-	-
MOOE		15,586,544.49	-	15,586,544.49	15,586,544.49	-	(4,250,333.61)	4,250,333.61	15,586,544.49	2,214,750.25	5,100,634.30	4,017,084.73	11,332,469.28	1,281,044.35	3,551,478.46	1,848,501.86	6,681,024.67	-	4,254,075.21	173,603.32	4,477,841.29
CO		1,519,257.98	-	1,519,257.98	1,519,257.98	-	(550,000.00)	550,000.00	1,519,257.98	-	37,095.00	550,000.00	587,095.00	-	36,295.00	-	36,295.00	-	932,162.98	250,000.00	300,800.00
GRAND TOTAL		17,105,802.47	-	17,105,802.47	17,105,802.47	-	(4,800,333.61)	4,800,333.61	17,105,802.47	2,214,750.25	5,137,729.30	4,567,084.73	11,919,564.28	1,281,044.35	3,587,773.46	1,848,501.86	6,717,319.67	-	5,186,238.19	423,603.32	4,778,641.29
PS		-	-	-	-	-	-	-	-	-	-	-	-	-	-	-	-	-	-	-	-
MOOE		15,586,544.49	-	15,586,544.49	15,586,544.49	-	(4,250,333.61)	4,250,333.61	15,586,544.49	2,214,750.25	5,100,634.30	4,017,084.73	11,332,469.28	1,281,044.35	3,551,478.46	1,848,501.86	6,681,024.67	-	4,254,075.21	173,603.32	4,477,841.29
CO		1,519,257.98	-	1,519,257.98	1,519,257.98	-	(550,000.00)	550,000.00	1,519,257.98	-	37,095.00	550,000.00	587,095.00	-	36,295.00	-	36,295.00	-	932,162.98	250,000.00	300,800.00
Recapitulation by OO:																					
I. Agency Specific Budget		9,223,644.28	-	9,223,644.28	9,223,644.28	-	(2,856,641.79)	2,856,641.79	9,223,644.28	950,272.94	3,138,865.39	3,302,320.68	7,391,459.01	795,967.75	1,460,055.58	1,297,936.81	3,553,960.14	-	1,832,185.27	22,500.00	3,814,998.87
Mines and Geosciences Bureau		9,223,644.28	-	44,362,300.12	9,223,644.28	-	(2,856,641.79)	2,856,641.79	44,362,300.12	950,272.94	3,138,865.39	3,302,320.68	30,516,313.84	795,967.75	1,460,055.58	1,297,936.81	13,401,965.01	-	13,845,986.28	22,500.00	3,814,998.87
MINERAL RESOURCES ENFORCEMENT AND																					
MINERAL RESOURCES AND GEOSCIENCES DEVELOPMENT																					
GEOLOGICAL RISK REDUCTION AND RESILIENCY PROGRAM																					

Certified Correct:  
  
DARIA K. MALINAO  
Budget Officer III

Recommending Approval:  
  
GLORIA D. MENDOZA  
Concurrent Chief Accountant/  
OIC, Financial and Management Division

Approved By:  
  
ENGR. JUANCHO PABLO S. CALVEZ  
OIC, Office of the Director

This report was generated using the Unified Reporting System (URS) on Oct 20, 2022 3:58 PM



STATEMENT OF APPROPRIATIONS, ALLOTMENTS, OBLIGATIONS, DISBURSEMENTS AND BALANCES  
As at the Quarter Ending September 30, 2022

Department : Department of Environment and Natural Resources (DENR)  
 Agency/Entity : Mines and Geosciences Bureau  
 Region : ALL  
 Division : ALL  
 Operating Unit : ALL  
 Organization Code : ALL  
 Fund Cluster : 03 - Special Account - Locally Funded/Domestic Grants Fund  
 (e.g. UACS Fund Cluster: 01-Regular Agency Fund, 02-Foreign Assisted Projects Fund, 03-Special Account-Locally Funded/Domestic Grants Fund, and 04-Special Account-Foreign Assisted/Foreign Grants Fund)

<input checked="" type="checkbox"/>	Current Year Appropriations
<input type="checkbox"/>	Supplemental Appropriations
<input type="checkbox"/>	Continuing Appropriations

Particulars	UACS CODE	Appropriations			Allotments			Current Year Obligations				Current Year Disbursements				Balances					
		Authorized Appropriations	Adjustments (Transfer To/From, Modifications/)	Adjusted Appropriations	Allotments Received	Adjustments (Reductions, Modifications/ Augmentations)	Transfer To	Transfer From	Adjusted Total Allotments	1st Quarter Ending March 31	2nd Quarter Ending June 30	3rd Quarter Ending September 30	TOTAL	1st Quarter Ending March 31	2nd Quarter Ending June 30	3rd Quarter Ending September 30	TOTAL	Unreleased Appropriations	Unobligated Allotments	Unpaid Obligations	
1	2	3	4	5=(3+4)	6	7	8	9	10=((6+(-)7)-8+9)	11	12	13	15=(11+12+13+14)	16	17	18	20=(16+17+18+19)	21=(5-10)	22=(10-15)	23	24
II. Automatic Appropriations		85,000,000.00	0.00	85,000,000.00	85,000,000.00	0.00	(32,874,510.00)	32,874,510.00	85,000,000.00	35,292,793.50	24,130,299.64	11,944,256.37	71,367,349.51	4,313,577.31	10,067,293.00	35,205,407.79	49,586,278.10	0.00	13,632,650.49	19,045,154.00	2,735,917.41
Operations		85,000,000.00	0.00	85,000,000.00	85,000,000.00	0.00	(32,874,510.00)	32,874,510.00	85,000,000.00	35,292,793.50	24,130,299.64	11,944,256.37	71,367,349.51	4,313,577.31	10,067,293.00	35,205,407.79	49,586,278.10	0.00	13,632,650.49	19,045,154.00	2,735,917.41
OO : Natural Resources Sustainably Managed		85,000,000.00	0.00	85,000,000.00	85,000,000.00	0.00	(32,874,510.00)	32,874,510.00	85,000,000.00	35,292,793.50	24,130,299.64	11,944,256.37	71,367,349.51	4,313,577.31	10,067,293.00	35,205,407.79	49,586,278.10	0.00	13,632,650.49	19,045,154.00	2,735,917.41
MINERAL RESOURCES AND GEOSCIENCES DEVELOPMENT		85,000,000.00	0.00	85,000,000.00	85,000,000.00	0.00	(32,874,510.00)	32,874,510.00	85,000,000.00	35,292,793.50	24,130,299.64	11,944,256.37	71,367,349.51	4,313,577.31	10,067,293.00	35,205,407.79	49,586,278.10	0.00	13,632,650.49	19,045,154.00	2,735,917.41
Mineral Resources Development		85,000,000.00	0.00	85,000,000.00	85,000,000.00	0.00	(32,874,510.00)	32,874,510.00	85,000,000.00	35,292,793.50	24,130,299.64	11,944,256.37	71,367,349.51	4,313,577.31	10,067,293.00	35,205,407.79	49,586,278.10	0.00	13,632,650.49	19,045,154.00	2,735,917.41
MOOE		44,819,000.00	0.00	44,819,000.00	44,819,000.00	0.00	(32,874,510.00)	32,874,510.00	44,819,000.00	5,983,793.50	15,238,349.64	10,830,256.37	32,052,399.51	4,313,577.31	10,042,293.00	14,289,957.79	28,645,828.10	0.00	12,766,600.49	817,654.00	2,588,917.41
CO		40,181,000.00	0.00	40,181,000.00	40,181,000.00	0.00	0.00	0.00	40,181,000.00	29,309,000.00	8,891,950.00	1,114,000.00	39,314,950.00	0.00	25,000.00	20,915,450.00	20,940,450.00	0.00	866,050.00	18,227,500.00	147,000.00
Sub-total, Operations		85,000,000.00	0.00	85,000,000.00	85,000,000.00	0.00	(32,874,510.00)	32,874,510.00	85,000,000.00	35,292,793.50	24,130,299.64	11,944,256.37	71,367,349.51	4,313,577.31	10,067,293.00	35,205,407.79	49,586,278.10	0.00	13,632,650.49	19,045,154.00	2,735,917.41
PS		0.00	0.00	0.00	0.00	0.00	0.00	0.00	0.00	0.00	0.00	0.00	0.00	0.00	0.00	0.00	0.00	0.00	0.00	0.00	0.00
MOOE		44,819,000.00	0.00	44,819,000.00	44,819,000.00	0.00	(32,874,510.00)	32,874,510.00	44,819,000.00	5,983,793.50	15,238,349.64	10,830,256.37	32,052,399.51	4,313,577.31	10,042,293.00	14,289,957.79	28,645,828.10	0.00	12,766,600.49	817,654.00	2,588,917.41
FinEx		0.00	0.00	0.00	0.00	0.00	0.00	0.00	0.00	0.00	0.00	0.00	0.00	0.00	0.00	0.00	0.00	0.00	0.00	0.00	0.00
CO		40,181,000.00	0.00	40,181,000.00	40,181,000.00	0.00	0.00	0.00	40,181,000.00	29,309,000.00	8,891,950.00	1,114,000.00	39,314,950.00	0.00	25,000.00	20,915,450.00	20,940,450.00	0.00	866,050.00	18,227,500.00	147,000.00
Sub-total, II. Automatic Appropriations		85,000,000.00	0.00	85,000,000.00	85,000,000.00	0.00	(32,874,510.00)	32,874,510.00	85,000,000.00	35,292,793.50	24,130,299.64	11,944,256.37	71,367,349.51	4,313,577.31	10,067,293.00	35,205,407.79	49,586,278.10	0.00	13,632,650.49	19,045,154.00	2,735,917.41
PS		0.00	0.00	0.00	0.00	0.00	0.00	0.00	0.00	0.00	0.00	0.00	0.00	0.00	0.00	0.00	0.00	0.00	0.00	0.00	0.00
MOOE		44,819,000.00	0.00	44,819,000.00	44,819,000.00	0.00	(32,874,510.00)	32,874,510.00	44,819,000.00	5,983,793.50	15,238,349.64	10,830,256.37	32,052,399.51	4,313,577.31	10,042,293.00	14,289,957.79	28,645,828.10	0.00	12,766,600.49	817,654.00	2,588,917.41
FinEx		0.00	0.00	0.00	0.00	0.00	0.00	0.00	0.00	0.00	0.00	0.00	0.00	0.00	0.00	0.00	0.00	0.00	0.00	0.00	0.00
CO		40,181,000.00	0.00	40,181,000.00	40,181,000.00	0.00	0.00	0.00	40,181,000.00	29,309,000.00	8,891,950.00	1,114,000.00	39,314,950.00	0.00	25,000.00	20,915,450.00	20,940,450.00	0.00	866,050.00	18,227,500.00	147,000.00
GRAND TOTAL		85,000,000.00	0.00	85,000,000.00	85,000,000.00	0.00	(32,874,510.00)	32,874,510.00	85,000,000.00	35,292,793.50	24,130,299.64	11,944,256.37	71,367,349.51	4,313,577.31	10,067,293.00	35,205,407.79	49,586,278.10	0.00	13,632,650.49	19,045,154.00	2,735,917.41
PS		0.00	0.00	0.00	0.00	0.00	0.00	0.00	0.00	0.00	0.00	0.00	0.00	0.00	0.00	0.00	0.00	0.00	0.00	0.00	0.00
MOOE		44,819,000.00	0.00	44,819,000.00	44,819,000.00	0.00	(32,874,510.00)	32,874,510.00	44,819,000.00	5,983,793.50	15,238,349.64	10,830,256.37	32,052,399.51	4,313,577.31	10,042,293.00	14,289,957.79	28,645,828.10	0.00	12,766,600.49	817,654.00	2,588,917.41
FINEX		0.00	0.00	0.00	0.00	0.00	0.00	0.00	0.00	0.00	0.00	0.00	0.00	0.00	0.00	0.00	0.00	0.00	0.00	0.00	0.00
CO		40,181,000.00	0.00	40,181,000.00	40,181,000.00	0.00	0.00	0.00	40,181,000.00	29,309,000.00	8,891,950.00	1,114,000.00	39,314,950.00	0.00	25,000.00	20,915,450.00	20,940,450.00	0.00	866,050.00	18,227,500.00	147,000.00

Certified Correct:

DARIA K. MALINAO  
Budget Officer III

Recommending Approval:

GLORIA D. MENDOZA  
Concurrent Chief Accountant/  
OIC, Financial Management Division

Approved By:

ENGR. JUANCHO PABLO S. CALVEZ  
OIC, Office of the Director