

**STATEMENT OF APPROPRIATIONS, ALLOTMENTS, OBLIGATIONS, DISBURSEMENTS AND BALANCES**  
As at the Quarter Ending March 31, 2022

FAR No. 1

Department Department of Environment and Natural Resources (DENR)  
Agency/Entity Mines and Geosciences Bureau  
Operating Unit ALL  
Organization Code (UACS) 10 003 0000000  
Fund Cluster 01 Regular Agency Fund


X	Current Year Appropriations
	Supplemental Appropriations
	Continuing Appropriations

(e.g. UACS Fund Cluster: 01-Regular Agency Fund, 02-Foreign Assisted Projects Fund, 03-Special Account-Locally Funded/Domestic Grants Fund, and 04-Special Account-Foreign Assisted/Foreign Grants Fund)


Particulars	UACS CODE	Appropriations			Allotments			Obligations			Disbursements		Balances				
		Authorized Appropriations	Adjustments (Transfer To/From, Modifications/Augmentations)	Adjusted Appropriations	Allotments Received	Adjustments (Reductions, Modifications/Augmentations)	Transfer To	Transfer From	Adjusted Allotments	1st Quarter Ending March 31	TOTAL	1st Quarter Ending March 31	TOTAL	Unreleased Appropriations	Unobligated Allotments	Unpaid Obligations (15-20)=(23+24)	
		3	4	5=(3+4)	6	7	8	9	10=[(6+(-)7)-8+9]	11	15=(11+12+13+14)	16	20=(16+17+18+19)	21=(5-10)	22=(10-15)	23	24
<b>I. Agency Specific Budget</b>		1,341,525,000.00	(0.00)	1,341,525,000.00	1,341,525,000.00	-	(42,570,885.13)	42,570,885.13	1,341,525,000.00	307,786,686.61	307,786,686.61	233,600,746.51	233,600,746.51	-	1,033,738,313.39	11,048,794.59	63,137,145.51
General Administration and Support	1000000000000000	308,899,000.00	(0.00)	308,899,000.00	308,899,000.00	-	(3,854,671.13)	3,854,671.13	308,899,000.00	63,378,737.88	63,378,737.88	54,523,583.13	54,523,583.13	-	245,520,262.12	1,502,813.68	7,352,341.07
General Management and Supervision	100000100001000	296,806,000.00	(0.00)	296,806,000.00	296,806,000.00	-	(101,521.30)	101,521.30	296,806,000.00	62,154,629.40	62,154,629.40	53,409,272.31	53,409,272.31	-	234,651,370.60	1,488,246.79	7,257,110.30
PS		230,022,000.00	(0.00)	230,022,000.00	230,022,000.00	-	(101,521.30)	101,521.30	230,022,000.00	41,664,380.92	41,664,380.92	40,926,952.07	40,926,952.07	-	188,357,619.08	501,961.27	235,467.58
MOOE		66,784,000.00	-	66,784,000.00	66,784,000.00	-	-	-	66,784,000.00	20,490,248.48	20,490,248.48	12,482,320.24	12,482,320.24	-	46,293,751.52	986,285.52	7,021,642.72
Human Resource Development	100000100002000	3,001,000.00	-	3,001,000.00	3,001,000.00	-	-	-	3,001,000.00	387,980.34	387,980.34	278,182.68	278,182.68	-	2,613,019.66	14,566.89	95,230.77
PS		947,000.00	0.00	947,000.00	947,000.00	0.00	0.00	0.00	947,000.00	213,532.15	213,532.15	208,063.76	208,063.76	0.00	733,467.85	5,468.39	0.00
MOOE		2,054,000.00	0.00	2,054,000.00	2,054,000.00	0.00	0.00	0.00	2,054,000.00	174,448.19	174,448.19	70,118.92	70,118.92	0.00	1,879,551.81	9,098.50	95,230.77
Administration of Personnel Benefits	100000100003000	9,092,000.00	-	9,092,000.00	9,092,000.00	-	(3,753,149.83)	3,753,149.83	9,092,000.00	836,128.14	836,128.14	836,128.14	836,128.14	-	8,255,871.86	-	-
PS		9,092,000.00	-	9,092,000.00	9,092,000.00	-	(3,753,149.83)	3,753,149.83	9,092,000.00	836,128.14	836,128.14	836,128.14	836,128.14	-	8,255,871.86	-	-
Sub-Total, General Administration and Support		308,899,000.00	(0.00)	308,899,000.00	308,899,000.00	-	(3,854,671.13)	3,854,671.13	308,899,000.00	63,378,737.88	63,378,737.88	54,523,583.13	54,523,583.13	-	245,520,262.12	1,502,813.68	7,352,341.07
PS		240,061,000.00	(0.00)	240,061,000.00	240,061,000.00	-	(3,854,671.13)	3,854,671.13	240,061,000.00	42,714,041.21	42,714,041.21	41,971,143.97	41,971,143.97	-	197,346,958.79	507,429.66	235,467.58
MOOE		68,838,000.00	-	68,838,000.00	68,838,000.00	-	-	-	68,838,000.00	20,664,696.67	20,664,696.67	12,552,439.16	12,552,439.16	-	48,173,303.33	995,384.02	7,116,873.49
CO		-	-	-	-	-	-	-	-	-	-	-	-	-	-	-	-
Support to Operations	2000000000000000	194,941,000.00	-	194,941,000.00	194,941,000.00	-	(37,830,814.00)	37,830,814.00	194,941,000.00	30,891,309.08	30,891,309.08	18,318,803.96	18,318,803.96	-	164,049,690.92	2,082,381.52	10,490,123.60
Planning and Policy Formulation	200000100001000	150,138,000.00	-	150,138,000.00	150,138,000.00	-	(37,830,814.00)	37,830,814.00	150,138,000.00	21,250,775.84	21,250,775.84	10,514,969.42	10,514,969.42	-	128,887,224.16	1,692,499.93	9,043,306.49
PS		13,594,000.00	0.00	13,594,000.00	13,594,000.00	0.00	0.00	0.00	13,594,000.00	2,935,883.94	2,935,883.94	2,877,526.94	2,877,526.94	0.00	10,658,116.06	58,357.00	0.00
MOOE		71,972,000.00	-	71,972,000.00	71,972,000.00	-	(19,518,814.00)	19,518,814.00	71,972,000.00	15,375,604.80	15,375,604.80	6,488,975.38	6,488,975.38	-	56,596,395.20	1,221,442.93	7,665,186.49
CO		64,572,000.00	-	64,572,000.00	64,572,000.00	-	(18,312,000.00)	18,312,000.00	64,572,000.00	2,939,287.10	2,939,287.10	1,148,467.10	1,148,467.10	-	61,632,712.90	412,700.00	1,378,120.00
Mineral Economics, Information and Communication Plan	200000100002000	15,288,000.00	-	15,288,000.00	15,288,000.00	-	-	-	15,288,000.00	3,245,657.25	3,245,657.25	2,471,022.50	2,471,022.50	-	12,042,342.75	86,028.96	688,605.79
PS		9,810,000.00	0.00	9,810,000.00	9,810,000.00	0.00	0.00	0.00	9,810,000.00	2,389,649.51	2,389,649.51	2,348,419.97	2,348,419.97	0.00	7,420,350.49	41,229.54	0.00
MOOE		5,478,000.00	0.00	5,478,000.00	5,478,000.00	0.00	0.00	0.00	5,478,000.00	856,007.74	856,007.74	122,602.53	122,602.53	0.00	4,621,992.26	44,799.42	688,605.79
Research and Development	200000100003000	29,515,000.00	-	29,515,000.00	29,515,000.00	-	-	-	29,515,000.00	6,394,875.99	6,394,875.99	5,332,812.04	5,332,812.04	-	23,120,124.01	303,852.63	758,211.32
PS		24,135,000.00	0.00	24,135,000.00	24,135,000.00	0.00	0.00	0.00	24,135,000.00	5,012,114.82	5,012,114.82	4,914,153.27	4,914,153.27	0.00	19,122,885.18	97,961.55	0.00
MOOE		5,380,000.00	0.00	5,380,000.00	5,380,000.00	0.00	0.00	0.00	5,380,000.00	1,382,761.17	1,382,761.17	418,658.77	418,658.77	0.00	3,997,238.83	205,891.08	758,211.32
Sub-Total, Support to Operations		194,941,000.00	-	194,941,000.00	194,941,000.00	-	(37,830,814.00)	37,830,814.00	194,941,000.00	30,891,309.08	30,891,309.08	18,318,803.96	18,318,803.96	-	164,049,690.92	2,082,381.52	10,490,123.60
PS		47,539,000.00	-	47,539,000.00	47,539,000.00	-	-	-	47,539,000.00	10,337,648.27	10,337,648.27	10,140,100.18	10,140,100.18	-	37,201,351.73	197,548.09	-
MOOE		82,830,000.00	-	82,830,000.00	82,830,000.00	-	(19,518,814.00)	19,518,814.00	82,830,000.00	17,614,373.71	17,614,373.71	7,030,236.68	7,030,236.68	-	65,215,626.29	1,472,133.43	9,112,003.60
CO		64,572,000.00	-	64,572,000.00	64,572,000.00	-	(18,312,000.00)	18,312,000.00	64,572,000.00	2,939,287.10	2,939,287.10	1,148,467.10	1,148,467.10	-	61,632,712.90	412,700.00	1,378,120.00
Operations	3000000000000000	837,685,000.00	-	837,685,000.00	837,685,000.00	-	(885,400.00)	885,400.00	837,685,000.00	213,516,639.65	213,516,639.65	160,758,359.42	160,758,359.42	-	624,168,360.35	7,463,599.39	45,294,680.84
OO : Natural Resources Sustainably Managed		493,145,000.00	-	493,145,000.00	493,145,000.00	-	(885,400.00)	885,400.00	493,145,000.00	116,604,361.27	116,604,361.27	98,532,851.86	98,532,851.86	-	376,540,638.73	2,492,548.04	15,578,961.37
MINERAL RESOURCES ENFORCEMENT AND REGULATORY PROGRAM		375,631,000.00	-	375,631,000.00	375,631,000.00	-	(885,400.00)	885,400.00	375,631,000.00	88,616,215.70	88,616,215.70	81,192,389.65	81,192,389.65	-	287,014,784.30	614,974.80	6,808,851.25
Mineral Regulation Services	310100100001000	375,631,000.00	-	375,631,000.00	375,631,000.00	-	(885,400.00)	885,400.00	375,631,000.00	88,616,215.70	88,616,215.70	81,192,389.65	81,192,389.65	-	287,014,784.30	614,974.80	6,808,851.25
PS		280,300,000.00	-	280,300,000.00	280,300,000.00	-	-	-	280,300,000.00	63,457,862.60	63,457,862.60	62,849,079.92	62,849,079.92	-	218,842,137.40	467,994.64	140,788.04
MOOE		95,331,000.00	-	95,331,000.00	95,331,000.00	-	(885,400.00)	885,400.00	95,331,000.00	25,158,353.10	25,158,353.10	18,343,309.73	18,343,309.73	-	70,172,646.90	146,980.16	6,668,063.21
MINERAL RESOURCES AND GEOSCIENCES DEVELOPMENT PROGRAM		117,514,000.00	-	117,514,000.00	117,514,000.00	-	-	-	117,514,000.00	27,988,145.57	27,988,145.57	17,340,462.21	17,340,462.21	-	89,525,854.43	1,877,573.24	8,770,110.12
Mineral Resources Development	310200100001000	117,514,000.00	-	117,514,000.00	117,514,000.00	-	-	-	117,514,000.00	27,988,145.57	27,988,145.57	17,340,462.21	17,340,462.21	-	89,525,854.43	1,877,573.24	8,770,110.12
PS		30,260,000.00	0.00	30,260,000.00	30,260,000.00	0.00	0.00	0.00	30,260,000.00	6,995,911.23	6,995,911.23	6,844,995.98	6,844,995.98	0.00	23,264,088.77	150,915.25	0.00
MOOE		87,254,000.00	-	87,254,000.00	87,254,000.00	-	-	-	87,254,000.00	20,992,234.34	20,992,234.34	10,495,466.23	10,495,466.23	-	66,261,765.66	1,726,657.99	8,770,110.12
OO : Adaptive Capacities of Human Communities and Natural Systems Improved		344,540,000.00	-	344,540,000.00	344,540,000.00	-	-	-	344,540,000.00	96,912,278.38	96,912,278.38	62,225,507.56	62,225,507.56	-	247,627,721.62	4,971,051.35	29,715,719.47

Particulars	UACS CODE	Appropriations			Allotments					Obligations		Disbursements		Balances			
		Authorized Appropriations	Adjustments (Transfer To/From, Modifications/ Augmentations)	Adjusted Appropriations	Allotments Received	Adjustments (Reductions, Modifications/ Augmentations)	Transfer To	Transfer From	Adjusted Allotments	1st Quarter Ending March 31	TOTAL	1st Quarter Ending March 31	TOTAL	Unreleased Appropriations	Unobligated Allotments	Unpaid Obligations (15-20)=(23+24)	
																Due and Demandable	Not Yet Due and Demandable
GEOLOGICAL RISK REDUCTION AND RESILIENCY PROGRAM		344,540,000.00	-	344,540,000.00	344,540,000.00	-	-	344,540,000.00	96,912,278.38	96,912,278.38	62,225,507.56	62,225,507.56	-	247,627,721.62	4,971,051.35	29,715,719.47	
Geological Assessment for Risk Reduction and Resiliency	320300100001000	344,540,000.00	-	344,540,000.00	344,540,000.00	-	-	344,540,000.00	96,912,278.38	96,912,278.38	62,225,507.56	62,225,507.56	-	247,627,721.62	4,971,051.35	29,715,719.47	
PS		119,475,000.00	-	119,475,000.00	119,475,000.00	-	-	119,475,000.00	26,972,869.09	26,972,869.09	26,065,518.89	26,065,518.89	-	92,502,130.91	669,552.07	237,798.13	
MOOE		225,065,000.00	-	225,065,000.00	225,065,000.00	-	-	225,065,000.00	69,939,409.29	69,939,409.29	36,159,988.67	36,159,988.67	-	155,125,590.71	4,301,499.28	29,477,921.34	
Sub-Total, Operations		837,685,000.00	-	837,685,000.00	837,685,000.00	-	(885,400.00)	837,685,000.00	213,516,639.65	213,516,639.65	160,758,359.42	160,758,359.42	-	624,168,360.35	7,463,599.39	45,294,680.84	
PS		430,035,000.00	-	430,035,000.00	430,035,000.00	-	-	430,035,000.00	97,426,642.92	97,426,642.92	95,759,594.79	95,759,594.79	-	332,608,357.08	1,288,461.96	378,586.17	
MOOE		407,650,000.00	-	407,650,000.00	407,650,000.00	-	(885,400.00)	407,650,000.00	116,089,996.73	116,089,996.73	64,998,764.63	64,998,764.63	-	291,560,003.27	6,175,137.43	44,916,094.67	
CO		-	-	-	-	-	-	-	-	-	-	-	-	-	-	-	
Sub-Total, I. Agency Specific Budget		1,341,525,000.00	(0.00)	1,341,525,000.00	1,341,525,000.00	-	(42,570,885.13)	1,341,525,000.00	307,786,686.61	307,786,686.61	233,600,746.51	233,600,746.51	-	1,033,738,313.39	11,048,794.59	63,137,145.51	
PS		717,635,000.00	(0.00)	717,635,000.00	717,635,000.00	-	(3,854,671.13)	717,635,000.00	150,478,332.40	150,478,332.40	147,870,838.94	147,870,838.94	-	567,156,667.60	1,993,439.71	614,053.75	
MOOE		559,318,000.00	-	559,318,000.00	559,318,000.00	-	(20,404,214.00)	559,318,000.00	154,369,067.11	154,369,067.11	84,581,440.47	84,581,440.47	-	404,948,932.89	8,642,654.88	61,144,971.76	
CO		64,572,000.00	-	64,572,000.00	64,572,000.00	-	(18,312,000.00)	64,572,000.00	2,939,287.10	2,939,287.10	1,148,467.10	1,148,467.10	-	61,632,712.90	412,700.00	1,378,120.00	
II. Automatic Appropriations		62,358,000.00	-	62,358,000.00	62,358,000.00	-	-	62,358,000.00	15,838,371.71	15,838,371.71	15,142,846.29	15,142,846.29	-	46,519,628.29	331,514.12	364,011.30	
Specific Budgets of National Government Agencies		62,358,000.00	-	62,358,000.00	62,358,000.00	-	-	62,358,000.00	15,838,371.71	15,838,371.71	15,142,846.29	15,142,846.29	-	46,519,628.29	331,514.12	364,011.30	
Retirement and Life Insurance Premiums		62,358,000.00	-	62,358,000.00	62,358,000.00	-	-	62,358,000.00	15,838,371.71	15,838,371.71	15,142,846.29	15,142,846.29	-	46,519,628.29	331,514.12	364,011.30	
PS		62,358,000.00	-	62,358,000.00	62,358,000.00	-	-	62,358,000.00	15,838,371.71	15,838,371.71	15,142,846.29	15,142,846.29	-	46,519,628.29	331,514.12	364,011.30	
Sub-total II. Automatic Appropriations		62,358,000.00	-	62,358,000.00	62,358,000.00	-	-	62,358,000.00	15,838,371.71	15,838,371.71	15,142,846.29	15,142,846.29	-	46,519,628.29	331,514.12	364,011.30	
PS		62,358,000.00	-	62,358,000.00	62,358,000.00	-	-	62,358,000.00	15,838,371.71	15,838,371.71	15,142,846.29	15,142,846.29	-	46,519,628.29	331,514.12	364,011.30	
MOOE		-	-	-	-	-	-	-	-	-	-	-	-	-	-	-	
CO		-	-	-	-	-	-	-	-	-	-	-	-	-	-	-	
GRAND TOTAL		1,403,883,000.00	(0.00)	1,403,883,000.00	1,403,883,000.00	-	(42,570,885.13)	1,403,883,000.00	323,625,058.32	323,625,058.32	248,743,592.80	248,743,592.80	-	1,080,257,941.68	11,380,308.71	63,501,156.81	
PS		779,993,000.00	(0.00)	779,993,000.00	779,993,000.00	-	(3,854,671.13)	779,993,000.00	166,316,704.11	166,316,704.11	163,013,685.23	163,013,685.23	-	613,676,295.89	2,324,953.83	978,065.05	
MOOE		559,318,000.00	-	559,318,000.00	559,318,000.00	-	(20,404,214.00)	559,318,000.00	154,369,067.11	154,369,067.11	84,581,440.47	84,581,440.47	-	404,948,932.89	8,642,654.88	61,144,971.76	
CO		64,572,000.00	-	64,572,000.00	64,572,000.00	-	(18,312,000.00)	64,572,000.00	2,939,287.10	2,939,287.10	1,148,467.10	1,148,467.10	-	61,632,712.90	412,700.00	1,378,120.00	
Recapitulation by OO:																	
I. Agency Specific Budget		837,685,000.00	-	837,685,000.00	837,685,000.00	-	(885,400.00)	837,685,000.00	213,516,639.65	213,516,639.65	160,758,359.42	160,758,359.42	-	624,168,360.35	7,463,599.39	45,294,680.84	
MINERAL RESOURCES ENFORCEMENT AND REGULATORY PROGRAM		375,631,000.00	-	375,631,000.00	375,631,000.00	-	(885,400.00)	375,631,000.00	88,616,215.70	88,616,215.70	81,192,389.65	81,192,389.65	-	287,014,784.30	614,974.80	6,808,851.25	
MINERAL RESOURCES AND GEOSCIENCES DEVELOPMENT PROGRAM		117,514,000.00	-	117,514,000.00	117,514,000.00	-	-	117,514,000.00	27,988,145.57	27,988,145.57	17,340,462.21	17,340,462.21	-	89,525,854.43	1,877,573.24	8,770,110.12	
GEOLOGICAL RISK REDUCTION AND RESILIENCY PROGRAM		344,540,000.00	-	344,540,000.00	344,540,000.00	-	-	344,540,000.00	96,912,278.38	96,912,278.38	62,225,507.56	62,225,507.56	-	247,627,721.62	4,971,051.35	29,715,719.47	


Certified Correct:

  
DARIA K. MALINAO  
Budget Officer III

Recommending Approval:

  
GLORIA D. MENDOZA  
Concurrent- Chief Accountant/  
OIC, Financial and Management Division

Approved By:

  
ATTY. WILFREDO G. MONCANO  
Director

The URS does not generate this report, hence manually consolidated.

STATEMENT OF APPROPRIATIONS, ALLOTMENTS, OBLIGATIONS, DISBURSEMENTS AND BALANCES  
As at the Quarter Ending March 31, 2022

Department: Department of Environment and Natural Resources (DENR)  
 Agency: Mines and Geosciences Bureau  
 Operating Unit: ALL  
 Organization Code (UACS) : 10 003 0000000  
 Fund Cluster: 01 Regular Agency Fund  
 (e.g. UACS Fund Cluster: 01-Regular Agency Fund, 02-Foreign Assisted Projects Fund, 03-Special Account-Locally Funded/Domestic Grants Fund, and 04-Special Account-Foreign Assisted/Foreign Grants Fund)

	Current Year Appropriations
	Supplemental Appropriations
X	Continuing Appropriations

Particulars	UACS CODE	Appropriations			Allotments					Obligations		Disbursements		Balances			
		Authorized Appropriations	Adjustments (Transfer To/From, Modifications/ Augmentations)	Adjusted Appropriations	Allotments Received	Adjustments (Reductions, Modifications/ Augmentations)	Transfer To	Transfer From	Adjusted Allotments	1st Quarter Ending March 31	TOTAL	1st Quarter Ending March 31	TOTAL	Unreleased Appropriations	Unobligated Allotments	Unpaid Obligations (15-20)=(23+24)	
																Due and Demandable	Not Yet Due and Demandable
1	2	3	4	5=(3+4)	6	7	8	9	10= $\frac{6+(-7)}{-8+9}$	11	15=(11+12+13+14)	16	20=(16+17+18+19)	21=(5-10)	22=(10-15)	23	24
I. Continuing Appropriations		17,105,802.47	-	17,105,802.47	17,105,286.39	516.08	(4,190,333.61)	4,190,333.61	17,105,802.47	2,214,750.25	2,214,750.25	1,281,044.35	1,281,044.35	-	14,891,052.22	177,866.40	755,839.50
I. Agency Specific Budget		17,105,802.47	-	17,105,802.47	17,105,286.39	516.08	(4,190,333.61)	4,190,333.61	17,105,802.47	2,214,750.25	2,214,750.25	1,281,044.35	1,281,044.35	-	14,891,052.22	177,866.40	755,839.50
General Administration and Support	1000000000000000	2,532,849.78	-	2,532,849.78	2,532,849.78	-	(1,333,691.82)	1,333,691.82	2,532,849.78	1,059,068.71	1,059,068.71	283,934.00	283,934.00	-	1,473,781.07	23,561.21	751,573.50
General Management and Supervision	100000100001000	1,521,424.47	-	1,521,424.47	1,521,424.47	-	(1,030,883.82)	1,030,883.82	1,521,424.47	904,948.94	904,948.94	209,124.63	209,124.63	-	616,475.53	12,054.81	683,769.50
MOOE		1,457,827.69	-	1,457,827.69	1,457,827.69	-	1,030,883.82	1,030,883.82	1,457,827.69	904,948.94	904,948.94	209,124.63	209,124.63	-	552,878.75	12,054.81	683,769.50
CO		63,596.78	-	63,596.78	63,596.78	-	-	-	63,596.78	-	-	-	-	-	63,596.78	-	-
Human Resource Development	100000100002000	1,011,425.31	-	1,011,425.31	1,011,425.31	-	(302,808.00)	302,808.00	1,011,425.31	154,119.77	154,119.77	74,809.37	74,809.37	-	857,305.54	11,506.40	67,804.00
MOOE		1,011,425.31	-	1,011,425.31	1,011,425.31	-	(302,808.00)	302,808.00	1,011,425.31	154,119.77	154,119.77	74,809.37	74,809.37	-	857,305.54	11,506.40	67,804.00
CO																	
Sub-Total, General Administration and Support		2,532,849.78	-	2,532,849.78	2,532,849.78	-	(1,333,691.82)	1,333,691.82	2,532,849.78	1,059,068.71	1,059,068.71	283,934.00	283,934.00	-	1,473,781.07	23,561.21	751,573.50
PS		-	-	-	-	-	-	-	-	-	-	-	-	-	-	-	-
MOOE		2,469,253.00	-	2,469,253.00	2,469,253.00	-	(1,333,691.82)	1,333,691.82	2,469,253.00	1,059,068.71	1,059,068.71	283,934.00	283,934.00	-	1,410,184.29	23,561.21	751,573.50
FinEx (if Applicable)		-	-	-	-	-	-	-	-	-	-	-	-	-	-	-	-
CO		63,596.78	-	63,596.78	63,596.78	-	-	-	63,596.78	-	-	-	-	-	63,596.78	-	-
Support to Operations	2000000000000000	5,349,308.41	-	5,349,308.41	5,348,792.33	516.08	-	-	5,349,308.41	205,408.60	205,408.60	201,142.60	201,142.60	-	5,143,899.81	-	4,266.00
Planning and Policy Formulation	200000100001000	5,096,221.33	-	5,096,221.33	5,096,221.33	-	-	-	5,096,221.33	205,408.60	205,408.60	201,142.60	201,142.60	-	4,890,812.73	-	4,266.00
MOOE		3,640,560.13	-	3,640,560.13	3,640,560.13	-	-	-	3,640,560.13	205,408.60	205,408.60	201,142.60	201,142.60	-	3,435,151.53	-	4,266.00
CO		1,455,661.20	-	1,455,661.20	1,455,661.20	-	-	-	1,455,661.20	-	-	-	-	-	1,455,661.20	-	-
Mineral Economics, Information and Communication Plan	200000100002000	252,571.00	0.00	252,571.00	252,571.00	0.00	0.00	0.00	252,571.00	0.00	0.00	0.00	0.00	0.00	252,571.00	0.00	0.00
MOOE		252,571.00	0.00	252,571.00	252,571.00	0.00	0.00	0.00	252,571.00	0.00	0.00	0.00	0.00	0.00	252,571.00	0.00	0.00
Research and Development	200000100003000	516.08	0.00	516.08	0.00	516.08	0.00	0.00	516.08	0.00	0.00	0.00	0.00	0.00	516.08	0.00	0.00
MOOE		516.08	0.00	516.08	0.00	516.08	0.00	0.00	516.08	0.00	0.00	0.00	0.00	0.00	516.08	0.00	0.00
Sub-Total, Support to Operations		5,349,308.41	-	5,349,308.41	5,348,792.33	516.08	-	-	5,349,308.41	205,408.60	205,408.60	201,142.60	201,142.60	-	5,143,899.81	-	4,266.00
PS		-	-	-	-	-	-	-	-	-	-	-	-	-	-	-	-
MOOE		3,893,647.21	-	3,893,647.21	3,893,131.13	516.08	-	-	3,893,647.21	205,408.60	205,408.60	201,142.60	201,142.60	-	3,688,238.61	-	4,266.00
FinEx (if Applicable)		-	-	-	-	-	-	-	-	-	-	-	-	-	-	-	-
CO		1,455,661.20	-	1,455,661.20	1,455,661.20	-	-	-	1,455,661.20	-	-	-	-	-	1,455,661.20	-	-
Operations	3000000000000000	9,223,644.28	-	9,223,644.28	9,223,644.28	-	(2,856,641.79)	2,856,641.79	9,223,644.28	950,272.94	950,272.94	795,967.75	795,967.75	-	8,273,371.34	154,305.19	-
OO : Natural Resources Sustainably Managed		3,084,175.78	-	3,084,175.78	3,084,175.78	-	(1,451,779.55)	1,451,779.55	3,084,175.78	426,770.96	426,770.96	331,920.96	331,920.96	-	2,657,404.82	94,850.00	-
MINERAL RESOURCES ENFORCEMENT AND REGULATORY PROGRAM		733,619.67	-	733,619.67	733,619.67	-	(445,317.22)	445,317.22	733,619.67	85,676.86	85,676.86	85,676.86	85,676.86	-	647,942.81	-	-
Mineral Regulation Services	310100100001000	733,619.67	-	733,619.67	733,619.67	-	(445,317.22)	445,317.22	733,619.67	85,676.86	85,676.86	85,676.86	85,676.86	-	647,942.81	-	-
MOOE		733,619.67	-	733,619.67	733,619.67	-	(445,317.22)	445,317.22	733,619.67	85,676.86	85,676.86	85,676.86	85,676.86	-	647,942.81	-	-
MINERAL RESOURCES AND GEOSCIENCES DEVELOPMENT PROGRAM		2,350,556.11	-	2,350,556.11	2,350,556.11	-	(1,006,462.33)	1,006,462.33	2,350,556.11	341,094.10	341,094.10	246,244.10	246,244.10	-	2,009,462.01	94,850.00	-
Mineral Resources Development	310200100001000	2,350,556.11	-	2,350,556.11	2,350,556.11	-	(1,006,462.33)	1,006,462.33	2,350,556.11	341,094.10	341,094.10	246,244.10	246,244.10	-	2,009,462.01	94,850.00	-
MOOE		2,350,556.11	-	2,350,556.11	2,350,556.11	-	(1,006,462.33)	1,006,462.33	2,350,556.11	341,094.10	341,094.10	246,244.10	246,244.10	-	2,009,462.01	94,850.00	-
OO : Adaptive Capacities of Human Communities and Natural Systems Improved		6,139,468.50	-	6,139,468.50	6,139,468.50	-	(1,404,862.24)	1,404,862.24	6,139,468.50	523,501.98	523,501.98	464,046.79	464,046.79	-	5,615,966.52	59,455.19	-

Particulars	UACS CODE	Appropriations			Allotments					Obligations		Disbursements		Balances			
		Authorized Appropriations	Adjustments (Transfer To/From, Modifications/ Augmentations)	Adjusted Appropriations	Allotments Received	Adjustments (Reductions, Modifications/ Augmentations)	Transfer To	Transfer From	Adjusted Allotments	1st Quarter Ending March 31	TOTAL	1st Quarter Ending March 31	TOTAL	Unreleased Appropriations	Unobligated Allotments	Unpaid Obligations (15-20)=(23+24)	
																Due and Demandable	Not Yet Due and Demandable
GEOLOGICAL RISK REDUCTION AND RESILIENCY PROGRAM		6,139,468.50	-	6,139,468.50	6,139,468.50	-	(1,404,862.24)	1,404,862.24	6,139,468.50	523,501.98	523,501.98	464,046.79	464,046.79	-	5,615,966.52	59,455.19	-
Geological Assessment for Risk Reduction and Resiliency	320300100001000	6,139,468.50	-	6,139,468.50	6,139,468.50	-	(1,404,862.24)	1,404,862.24	6,139,468.50	523,501.98	523,501.98	464,046.79	464,046.79	-	5,615,966.52	59,455.19	-
MOOE		6,139,468.50	-	6,139,468.50	6,139,468.50	-	(1,404,862.24)	1,404,862.24	6,139,468.50	523,501.98	523,501.98	464,046.79	464,046.79	-	5,615,966.52	59,455.19	-
Sub-Total, Operations		9,223,644.28	-	9,223,644.28	9,223,644.28	-	(2,856,641.79)	2,856,641.79	9,223,644.28	950,272.94	950,272.94	795,967.75	795,967.75	-	8,273,371.34	154,305.19	-
PS		-	-	-	-	-	-	-	-	-	-	-	-	-	-	-	-
MOOE		9,223,644.28	-	9,223,644.28	9,223,644.28	-	(2,856,641.79)	2,856,641.79	9,223,644.28	950,272.94	950,272.94	795,967.75	795,967.75	-	8,273,371.34	154,305.19	-
FinEx (if Applicable)		-	-	-	-	-	-	-	-	-	-	-	-	-	-	-	-
CO		-	-	-	-	-	-	-	-	-	-	-	-	-	-	-	-
GRAND TOTAL		17,105,802.47	-	17,105,802.47	17,105,286.39	516.08	(4,190,333.61)	4,190,333.61	17,105,802.47	2,214,750.25	2,214,750.25	1,281,044.35	1,281,044.35	-	14,891,052.22	177,866.40	755,839.50
PS		-	-	-	-	-	-	-	-	-	-	-	-	-	-	-	-
MOOE		15,586,544.49	-	15,586,544.49	15,586,028.41	516.08	(4,190,333.61)	4,190,333.61	15,586,544.49	2,214,750.25	2,214,750.25	1,281,044.35	1,281,044.35	-	13,371,794.24	177,866.40	755,839.50
FinEx (if Applicable)		-	-	-	-	-	-	-	-	-	-	-	-	-	-	-	-
CO		1,519,257.98	-	1,519,257.98	1,519,257.98	-	-	-	1,519,257.98	-	-	-	-	-	1,519,257.98	-	-

Certified Correct:

*D. Malinao* 4.21.22

DARIA K. MALINAO  
Budget Officer III

Recommending Approval:

*G. Mendoza*  
GLORIA D. MENDOZA  
Concurrent- Chief Accountant/  
OIC, Financial and Management Division

Approved By:

*W. Moncano*  
ATTY. WILFREDO G. MONCANO  
Director

The URS does not generate this report, hence manually consolidated.

**STATEMENT OF APPROPRIATIONS, ALLOTMENTS, OBLIGATIONS, DISBURSEMENTS AND BALANCES**  
As at the Quarter Ending March 31, 2022

FAR No. 1

Department: Department of Environment and Natural Resources (DENR)  
 Agency/Entity: Mines and Geosciences Bureau  
 Operating Unit: ALL  
 Organization Code (UACS): 10 003 0000000  
 Fund Cluster: 03 Special Account - Locally Funded/Domestic Grants Fund  
 (e.g. UACS Fund Cluster: 01-Regular Agency Fund, 02-Foreign Assisted Projects Fund, 03-Special Account-Locally Funded/Domestic Grants Fund, and 04-Special Account-Foreign Assisted/Foreign Grants Fund)

X	Current Year Appropriations
	Supplemental Appropriations
	Continuing Appropriations

Particulars	UACS CODE	Appropriations			Allotments					Obligations		Disbursements		Balances			
		Authorized Appropriations	Adjustments (Transfer To/From, Modifications/ Augmentations)	Adjusted Appropriations	Allotments Received	Adjustments (Reductions, Modifications/ Augmentations)	Transfer To	Transfer From	Adjusted Allotments	1st Quarter Ending March 31	TOTAL	1st Quarter Ending March 31	TOTAL	Unreleased Appropriations	Unobligated Allotments	Unpaid Obligations (15-20)=(23+24)	
																Due and Demandable	Not Yet Due and Demandable
1	2	3	4	5=(3+4)	6	7	8	9	10=[(6+(-)7)-8+9]	11	15=(11+12+13+14)	16	20=(16+17+18+19)	21=(5-10)	22=(10-15)	23	24
II. Automatic Appropriations		85,000,000.00	-	85,000,000.00	85,000,000.00	-	(32,874,510.00)	32,874,510.00	85,000,000.00	35,292,793.50	35,292,793.50	4,313,577.31	4,313,577.31	-	49,707,206.50	107,352.58	30,871,863.61
Special Accounts in the General Fund		85,000,000.00	-	85,000,000.00	85,000,000.00	-	(32,874,510.00)	32,874,510.00	85,000,000.00	35,292,793.50	35,292,793.50	4,313,577.31	4,313,577.31	-	49,707,206.50	107,352.58	30,871,863.61
Mines and Geosciences Bureau	03 1 04 338	85,000,000.00	-	85,000,000.00	85,000,000.00	-	(32,874,510.00)	32,874,510.00	85,000,000.00	35,292,793.50	35,292,793.50	4,313,577.31	4,313,577.31	-	49,707,206.50	107,352.58	30,871,863.61
MINERAL RESOURCES AND GEOSCIENCES DEVELOPMENT PROGRAM		85,000,000.00	-	85,000,000.00	85,000,000.00	-	(32,874,510.00)	32,874,510.00	85,000,000.00	35,292,793.50	35,292,793.50	4,313,577.31	4,313,577.31	-	49,707,206.50	107,352.58	30,871,863.61
Mineral Resources Development	310200100001000	85,000,000.00	-	85,000,000.00	85,000,000.00	-	(32,874,510.00)	32,874,510.00	85,000,000.00	35,292,793.50	35,292,793.50	4,313,577.31	4,313,577.31	-	49,707,206.50	107,352.58	30,871,863.61
MOOE		44,819,000.00	-	44,819,000.00	44,819,000.00	-	(32,874,510.00)	32,874,510.00	44,819,000.00	5,983,793.50	5,983,793.50	4,313,577.31	4,313,577.31	-	38,835,206.50	107,352.58	1,562,863.61
CO		40,181,000.00	0.00	40,181,000.00	40,181,000.00	0.00	0.00	0.00	40,181,000.00	29,309,000.00	29,309,000.00	0.00	0.00	0.00	10,872,000.00	0.00	29,309,000.00
Sub-total II. Automatic Appropriations		85,000,000.00	-	85,000,000.00	85,000,000.00	-	(32,874,510.00)	32,874,510.00	85,000,000.00	35,292,793.50	35,292,793.50	4,313,577.31	4,313,577.31	-	49,707,206.50	107,352.58	30,871,863.61
PS		-	-	-	-	-	-	-	-	-	-	-	-	-	-	-	-
MOOE		44,819,000.00	-	44,819,000.00	44,819,000.00	-	(32,874,510.00)	32,874,510.00	44,819,000.00	5,983,793.50	5,983,793.50	4,313,577.31	4,313,577.31	-	38,835,206.50	107,352.58	1,562,863.61
FinEx		-	-	-	-	-	-	-	-	-	-	-	-	-	-	-	-
CO		40,181,000.00	0.00	40,181,000.00	40,181,000.00	0.00	0.00	0.00	40,181,000.00	29,309,000.00	29,309,000.00	0.00	0.00	0.00	10,872,000.00	0.00	29,309,000.00
IV. Reversion of the Unobligated Allotments charged against R.A. Nos. 11465 and 11494		0.00	0.00	0.00	0.00	0.00	0.00	0.00	0.00	0.00	0.00	0.00	0.00	0.00	0.00	0.00	0.00
GRAND TOTAL		85,000,000.00	-	85,000,000.00	85,000,000.00	-	(32,874,510.00)	32,874,510.00	85,000,000.00	35,292,793.50	35,292,793.50	4,313,577.31	4,313,577.31	-	49,707,206.50	107,352.58	30,871,863.61
MOOE		44,819,000.00	-	44,819,000.00	44,819,000.00	-	(32,874,510.00)	32,874,510.00	44,819,000.00	5,983,793.50	5,983,793.50	4,313,577.31	4,313,577.31	-	38,835,206.50	107,352.58	1,562,863.61
CO		40,181,000.00	0.00	40,181,000.00	40,181,000.00	0.00	0.00	0.00	40,181,000.00	29,309,000.00	29,309,000.00	0.00	0.00	0.00	10,872,000.00	0.00	29,309,000.00

Certified Correct:

*D. Malinao* 4.21.22

DARIA K. MALINAO  
Budget Officer III

Recommending Approval:

*Gloria D. Mendoza*  
GLORIA D. MENDOZA  
Concurrent- Chief Accountant/  
OIC, Financial and Management Division

Approved By:

*W. Moncano*  
ATTY. WILFREDO G. MONCANO  
Director

The URS does not generate this report, hence manually consolidated.