

STATEMENT OF APPROPRIATIONS, ALLOTMENTS, OBLIGATIONS, DISBURSEMENTS AND BALANCES
As of the Quarter Ending December 31, 2020

FAR No. 1

Department : Department of Environment and Natural Resources (DENR)
Agency : Mines and Geo-Sciences Bureau
Operating Unit : ALL
Organization Code (UACS) : 10 003 000000
Funding Source Code (as of 01 Regular Agency Fund
(as of UACS Fund Cluster: 01-Regular Agency Fund, 02-Foreign Assisted Projects Fund, 03-Special Account-Locally Funded/Domestic Grants Fund, and 04-Special Account-Foreign Assisted Foreign Grants Fund)

X	Current Year Appropriations
	Supplemental Appropriations
	Continuing Appropriations

Particulars	UACS CODE	Appropriations			Allotments			Current Year Obligations					Current Year Disbursements					Balances					
		Authorized Appropriations	Adjustments (Transfer To/From, Modifications/Augmentations)	Adjusted Appropriations	Allotments Received	Adjustments (Reductions, Modifications/Augmentations)	Transfer To	Transfer From	Adjusted Total Allotments	1st Quarter Ending March 31	2nd Quarter Ending June 30	3rd Quarter Ending Sept. 30	4th Quarter Ending Dec. 31	TOTAL	1st Quarter Ending March 31	2nd Quarter Ending June 30	3rd Quarter Ending Sept. 30	4th Quarter Ending Dec. 31	TOTAL	Unreleased Appro	Unobligated Allotments	Unpaid Obligations (15-20)=(23+24)	
																						Due and Demandable	Not Yet Due and Demandable
I. Agency Specific Budget		1,360,336,000.00	(79,181,816.00)	1,281,154,184.00	1,281,154,184.00			1,281,154,184.00	273,954,870.38	286,720,576.07	271,860,998.88	399,770,102.55	1,232,306,147.88	238,499,395.54	294,375,018.15	239,573,876.20	360,753,569.85	1,133,201,859.74			48,848,036.12	17,799,592.83	81,304,695.31
General Administration and Support	10000000000000000000	328,085,000.00	(6,600,000.00)	321,485,000.00	321,485,000.00			321,485,000.00	69,553,679.53	75,301,903.21	60,727,239.57	107,600,188.65	313,183,010.96	61,436,892.00	75,755,327.64	55,363,754.50	89,139,027.75	281,695,001.89			8,221,969.04	3,676,831.11	21,811,175.67
General Management and Supervision	10000010000010000000	301,995,000.00	(6,381,592.00)	295,613,408.00	295,613,408.00			295,613,408.00	68,030,393.74	63,657,725.03	51,094,428.57	104,746,809.60	287,529,356.94	59,937,530.72	64,112,562.32	50,383,324.58	83,808,652.55	258,237,070.17			8,084,051.06	9,060,343.20	21,394,935.88
PS		207,894,000.00	2,920,758.41	210,814,758.41	207,894,000.00	2,925,758.41	(2,461,252.28)	210,814,758.41	49,126,820.76	52,001,299.87	42,823,555.36	66,810,050.12	210,761,726.11	44,160,925.53	54,429,285.25	41,874,671.51	65,970,168.43	206,434,410.72			58,032.30	3,820,653.43	644,715.34
MOOE		67,090,000.00	(9,360,814.11)	57,729,185.89	60,709,677.00	(2,925,758.41)	(3,206,501.00)	57,729,185.89	18,599,841.96	11,656,425.16	8,270,873.21	15,215,601.17	53,702,741.52	15,428,514.19	9,883,217.07	8,508,653.07	14,451,310.37	48,071,754.70			4,081,177.07	4,237,743.15	1,307,243.68
CO		27,011,000.00	(1,269.00)	27,009,731.00	27,009,731.00		(140,000.00)	27,009,731.00	343,731.00				22,721,158.31	23,064,889.31				3,387,173.75	3,730,904.75		3,944,841.69	140,000.00	19,193,984.56
Human Resource Development		2,355,000.00	(298,408.00)	2,056,592.00	2,056,592.00			2,056,592.00	343,773.69	487,342.20	480,276.49	607,261.64	1,918,654.02	324,849.18	485,929.34	476,089.35	566,543.88	1,853,411.75			137,937.98	65,242.27	(0.00)
PS		337,000.00	78,000.00	415,000.00	337,000.00	78,000.00		415,000.00	101,566.91	128,157.40	71,075.69	114,200.00	415,000.00	101,466.91	126,744.54	72,388.55	110,655.53	411,255.53				3,744.47	
MOOE		2,018,000.00	(376,408.00)	1,641,592.00	1,719,592.00	(78,000.00)		1,641,592.00	242,206.78	359,184.80	409,200.80	493,061.64	1,503,654.02	223,382.27	359,184.80	403,700.80	455,888.35	1,442,156.72			137,937.98	61,497.80	(0.00)
Administrative Services	10000010000030000000	23,735,000.00		23,735,000.00	23,735,000.00			23,735,000.00	1,179,512.10	11,156,835.98	9,152,534.51	2,216,117.41	23,735,000.00	1,179,512.10	11,156,835.98	4,504,340.57	4,763,831.32	21,604,519.97				1,551,247.94	579,232.09
PS		23,735,000.00		23,735,000.00	23,735,000.00			23,735,000.00	1,179,512.10	11,156,835.98	9,152,534.51	2,216,117.41	23,735,000.00	1,179,512.10	11,156,835.98	4,504,340.57	4,763,831.32	21,604,519.97				1,551,247.94	579,232.09
Support to Operations	20000000000000000000	223,399,000.00	(18,663,079.00)	204,735,921.00	204,735,921.00			204,735,921.00	19,801,861.37	46,523,239.79	49,666,844.72	76,856,570.00	193,254,515.88	17,690,114.75	46,071,422.16	28,097,530.62	59,001,949.94	150,861,017.47			11,481,405.12	8,122,759.42	34,270,738.99
Planning and Policy Formulation	20000010000010000000	186,380,000.00	(15,947,789.00)	170,432,211.00	170,432,211.00			170,432,211.00	12,236,038.64	37,678,459.35	43,155,489.92	67,399,336.33	160,469,324.24	10,903,342.74	36,933,764.72	21,732,048.63	49,950,768.51	119,524,924.60			9,962,886.76	7,286,678.00	33,657,721.64
PS		11,300,000.00	3,225,016.00	14,525,016.00	11,300,000.00	3,225,016.00		14,525,016.00	2,297,991.72	3,038,044.72	2,224,343.07	6,964,636.49	14,525,016.00	2,288,439.86	3,017,949.46	2,247,951.14	6,870,294.65	14,424,635.11				100,380.89	
MOOE		123,621,000.00	(16,221,585.00)	107,399,415.00	110,624,431.00	(3,225,016.00)	(37,137,917.00)	107,399,415.00	8,415,700.52	19,229,210.43	37,341,563.85	33,486,763.59	98,473,238.39	7,448,296.48	18,308,616.06	17,431,786.49	38,918,726.86	82,107,425.89			8,926,176.61	5,135,253.11	11,230,559.39
CO		51,459,000.00	(2,951,220.00)	48,507,780.00	48,507,780.00		(12,107,880.00)	48,507,780.00	1,522,346.40	15,411,204.20	3,589,583.00	26,947,938.25	47,471,069.85	1,166,606.40	15,612,199.20	2,052,311.00	4,161,747.00	22,992,863.60			1,036,710.15	2,051,044.00	22,427,162.25
Mineral Economics, Information and Communication Plan		11,986,000.00	(2,010,876.00)	9,975,124.00	9,975,124.00			9,975,124.00	2,058,195.30	2,400,942.61	1,700,065.01	2,726,541.87	8,885,744.79	1,757,930.01	2,344,901.53	1,663,630.23	2,585,113.63	8,351,575.40			1,089,379.21	331,680.00	202,489.39
PS		6,606,000.00	601,757.00	7,207,757.00	6,606,000.00	601,757.00		7,207,757.00	1,525,078.98	2,019,087.29	1,409,428.71	2,254,162.02	7,207,757.00	1,523,878.98	1,975,924.09	1,450,189.93	2,241,438.20	7,191,431.20				16,325.80	
MOOE		5,380,000.00	(2,612,633.00)	2,767,367.00	3,369,124.00	(601,757.00)		2,767,367.00	533,116.32	381,855.32	290,636.30	472,379.85	1,677,987.79	234,051.03	368,977.44	213,440.30	343,675.43	1,160,144.20			1,089,379.21	315,354.20	202,489.39
Research and Development		25,033,000.00	(704,414.00)	24,328,586.00	24,328,586.00			24,328,586.00	5,507,627.43	6,849,837.63	4,811,289.79	6,730,691.80	23,899,446.85	5,028,842.00	6,787,755.91	4,701,851.76	6,466,067.80	22,984,517.47			429,139.15	504,401.42	410,527.96
PS		19,750,000.00	635,059.00	20,385,059.00	19,750,000.00	635,059.00		20,385,059.00	4,517,440.97	5,980,968.90	4,237,446.03	5,649,203.10	20,385,059.00	4,514,040.97	5,884,947.68	4,329,536.44	5,605,287.49	20,333,812.58				51,246.42	
MOOE		5,283,000.00	(1,339,473.00)	3,943,527.00	4,578,586.00	(635,059.00)		3,943,527.00	990,186.46	868,868.93	573,843.76	1,081,488.70	3,514,387.85	514,801.03	902,808.23	372,315.32	860,780.31	2,650,704.89			429,139.15	453,155.00	410,527.96
Operations	30000000000000000000	808,852,000.00	(53,838,737.00)	755,013,263.00	755,013,263.00			755,013,263.00	184,599,329.48	164,489,433.07	161,466,514.59	215,313,343.90	725,868,621.04	159,372,388.79	172,548,268.35	156,112,591.08	212,612,562.16	700,645,840.38			29,144,641.96		25,222,780.65
OO - Natural Resources Sustainably Managed	31000000000000000000	381,710,000.00	(17,709,840.00)	364,000,160.00	377,451,836.00			364,000,160.00	87,689,657.16	91,837,000.33	76,548,101.10	98,273,660.19	354,348,418.78	78,998,013.38	94,406,053.57	77,913,243.76	100,223,046.82	351,540,357.53			9,651,741.22		2,808,061.25
MINERAL RESOURCES ENFORCEMENT AND REGULATORY PROGRAM	31010000000000000000	322,322,000.00	(13,451,676.00)	308,870,324.00	322,322,000.00			308,870,324.00	79,563,287.66	80,903,885.13	66,168,794.92	79,980,650.10	306,616,617.81	71,061,099.95	83,479,468.89	67,507,277.20	81,945,035.25	303,992,881.33			2,253,706.19		2,623,736.48
Mineral Regulation Services	31010010000010000000	322,322,000.00	(13,451,676.00)	308,870,324.00	322,322,000.00			308,870,324.00	79,563,287.66	80,903,885.13	66,168,794.92	79,980,650.10	306,616,617.81	71,061,099.95	83,479,468.89	67,507,277.20	81,945,035.25	303,992,881.33			2,253,706.19		2,623,736.48
PS		264,748,000.00	3,127,477.30	267,875,477.30	264,748,000.00	3,127,477.30	(2,062,091.37)	2,669,388.63	71,194,518.15	69,133,181.13	57,150,633.28	70,394,424.80	267,872,757.35	64,005,520.96	73,971,481.22	58,227,577.92	71,102,764.33	267,397,344.73			2,719.94	334,813.05	140,599.58
MOOE		57,574,000.00	(16,579,153.30)	40,994,846.70	44,122,324.00	(3,127,477.30)	(1,232,441.00)	40,994,846.70	8,368,769.51	11,770,704.00	9,018,161.64	9,986,225.30	38,743,860.45	7,055,578.99	9,507,987.67	9,279,699.28	10,752,270.66	36,595,536.60			2,250,986.25	1,502,796.51	645,527.34
MINERAL RESOURCES AND GEOSCIENCES DEVELOPMENT PROGRAM	31020000000000000000	59,388,000.00	(4,258,164.00)	55,129,836.00	55,129,836.00			55,129,836.00	8,126,369.50	10,933,115.20	10,379,306.18	18,293,010.09	47,731,800.97	7,936,913.43	10,928,584.68	10,405,966.56	18,278,011.53	47,547,476.20			7,398,035.03	118,923.57	65,401.20
Mineral Resources Development	31020010000010000000	59,388,000.00	(4,258,164.00)	55,129,836.00	55,129,836.00			55,129,836.00	8,126,369.50	10,933,115.20	10,379,306.18	18,293,010.09	47,731,800.97	7,936,913.43	10,928,584.68	10,405,966.56	18,278,011.53	47,547,476.20			7,398,035.03	118,923.57	65,401.20
PS		34,649,000.00	1,186,																				

STATEMENT OF APPROPRIATIONS, ALLOTMENTS, OBLIGATIONS, DISBURSEMENTS AND BALANCES
As of the Quarter Ending December 31, 2020

Department : Department of Environment and Natural Resources (DENR)
Agency : Mines and Geo-Sciences Bureau
Operating Unit : ALL
Organization Code (UACS) : 10 003 0000000
Funding Source Code (as 03 - Special Account - Locally Funded/Domestic Grants Fund

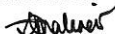
X	Current Year Appropriations
	Supplemental Appropriations
	Continuing Appropriations

(e.g. UACS Fund Cluster: 01-Regular Agency Fund, 02-Foreign Assisted Projects Fund, 03-Special Account-Locally Funded/Domestic Grants Fund, and 04-Special Account-Foreign Assisted/Foreign Grants Fund)

Particulars	UACS CODE	Appropriation		Allotments						Current Year Obligations					Current Year Disbursements				Balances				
		Authorized Appropriation	Adjustments (Reductions, Modifications/ Augmentation)	Adjusted Appropriations	Allotments Received	Adjustments (Reductions, Modifications/ Augmentation)	Transfer To	Transfer From	Adjusted Total Allotments	1st Quarter Ending March	2nd Quarter Ending June 30	3rd Quarter Ending Sept. 30	4th Quarter Ending Dec. 31	Total	1st Quarter Ending March	2nd Quarter Ending June 30	3rd Quarter Ending Sept. 30	4th Quarter Ending Dec. 31	Total	Unreleased Appropriations	Unobligated Allotment	Unpaid Obligations (15-20) = (23+24)	
		3	4	5=(3+4)	6	7	8	9	10=(6+(7)-8+9)	11	12	13	14	15=(11+12+13+14)	16	17	18	19	20=(16+17+18+19)	21=(5-10)	22=(10-15)	23	24
II. Automatic Appropriations		101,116,000.00	-	101,116,000.00	65,316,470.00	-	(18,208,250.00)	18,208,250.00	65,316,470.00	-	-	12,132,263.49	48,273,361.41	60,405,624.90	-	-	7,478,661.46	35,782,764.88	43,261,426.34	35,799,530.00	4,910,845.10	841,467.70	16,302,730.86
Operations	3000000000000000	101,116,000.00	-	101,116,000.00	65,316,470.00	-	(18,208,250.00)	18,208,250.00	65,316,470.00	-	-	12,132,263.49	48,273,361.41	60,405,624.90	-	-	7,478,661.46	35,782,764.88	43,261,426.34	35,799,530.00	4,910,845.10	841,467.70	16,302,730.86
Mines and Geosciences Bureau		-	-	-	-	-	-	-	-	-	-	-	-	-	-	-	-	-	-	-	-	-	-
PS		-	-	-	-	-	-	-	-	-	-	-	-	-	-	-	-	-	-	-	-	-	-
MOOE		47,760,000.00	-	47,760,000.00	23,471,470.00	-	(18,208,250.00)	18,208,250.00	23,471,470.00	-	-	8,807,036.49	11,927,974.41	20,735,010.90	-	-	7,478,661.46	10,618,218.30	18,096,879.76	24,288,530.00	2,736,459.10	168,287.28	2,469,843.86
CO		53,356,000.00	-	53,356,000.00	41,845,000.00	-	-	-	41,845,000.00	-	-	3,325,227.00	36,345,387.00	39,670,614.00	-	-	-	25,164,546.58	25,164,546.58	11,511,000.00	2,174,386.00	673,180.42	13,832,887.00
Sub-total		101,116,000.00	-	101,116,000.00	65,316,470.00	-	(18,208,250.00)	18,208,250.00	65,316,470.00	-	-	12,132,263.49	48,273,361.41	60,405,624.90	-	-	7,478,661.46	35,782,764.88	43,261,426.34	35,799,530.00	4,910,845.10	841,467.70	16,302,730.86
PS		-	-	-	-	-	-	-	-	-	-	-	-	-	-	-	-	-	-	-	-	-	-
MOOE		47,760,000.00	-	47,760,000.00	23,471,470.00	-	(18,208,250.00)	18,208,250.00	23,471,470.00	-	-	8,807,036.49	11,927,974.41	20,735,010.90	-	-	7,478,661.46	10,618,218.30	18,096,879.76	24,288,530.00	2,736,459.10	168,287.28	2,469,843.86
CO		53,356,000.00	-	53,356,000.00	41,845,000.00	-	-	-	41,845,000.00	-	-	3,325,227.00	36,345,387.00	39,670,614.00	-	-	-	25,164,546.58	25,164,546.58	11,511,000.00	2,174,386.00	673,180.42	13,832,887.00
TOTAL		101,116,000.00	-	101,116,000.00	65,316,470.00	-	(18,208,250.00)	18,208,250.00	65,316,470.00	-	-	12,132,263.49	48,273,361.41	60,405,624.90	-	-	7,478,661.46	35,782,764.88	43,261,426.34	35,799,530.00	4,910,845.10	841,467.70	16,302,730.86
PS		-	-	-	-	-	-	-	-	-	-	-	-	-	-	-	-	-	-	-	-	-	-
MOOE		47,760,000.00	-	47,760,000.00	23,471,470.00	-	(18,208,250.00)	18,208,250.00	23,471,470.00	-	-	8,807,036.49	11,927,974.41	20,735,010.90	-	-	7,478,661.46	10,618,218.30	18,096,879.76	24,288,530.00	2,736,459.10	168,287.28	2,469,843.86
CO		53,356,000.00	-	53,356,000.00	41,845,000.00	-	-	-	41,845,000.00	-	-	3,325,227.00	36,345,387.00	39,670,614.00	-	-	-	25,164,546.58	25,164,546.58	11,511,000.00	2,174,386.00	673,180.42	13,832,887.00
Automatic Appropriations		-	-	-	-	-	-	-	-	-	-	-	-	-	-	-	-	-	-	-	-	-	-
I. Agency Specific Budget		101,116,000.00	-	101,116,000.00	65,316,470.00	-	(18,208,250.00)	18,208,250.00	65,316,470.00	-	-	12,132,263.49	48,273,361.41	60,405,624.90	-	-	7,478,661.46	35,782,764.88	43,261,426.34	35,799,530.00	4,910,845.10	841,467.70	16,302,730.86
Mines and Geosciences Bureau		101,116,000.00	-	101,116,000.00	65,316,470.00	-	(18,208,250.00)	18,208,250.00	65,316,470.00	-	-	12,132,263.49	48,273,361.41	60,405,624.90	-	-	7,478,661.46	35,782,764.88	43,261,426.34	35,799,530.00	4,910,845.10	841,467.70	16,302,730.86

This report was manually prepared due to certain issues encountered during encoding at URS

Certified Correct:



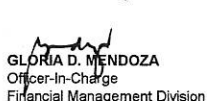
DARIA K. MALINAO
Budget Officer III

Certified Correct:



WINNA FROSE T. GAMIAO
OIC, Accounting Section

Recommended by:



GLORIA D. MENDOZA
Officer-In-Charge
Financial Management Division

Approved by:



ATTY. WILFREDO G. MONCANO
Acting Director

STATEMENT OF APPROPRIATIONS, ALLOTMENTS, OBLIGATIONS, DISBURSEMENTS AND BALANCES
As of the Quarter Ending December 31, 2020

FAR No. 1

Department : Department of Environment and Natural Resources (DENR)
Agency : Mines and Geo-Sciences Bureau
Operating Unit : ALL
Organization Code (UACS) 10 003 0000000
Funding Source Code (as 01 Regular Agency Fund
(e.g. UACS Fund Cluster: 01-Regular Agency Fund, 02-Foreign Assisted Projects Fund, 03-Special Account-Locally Funded/Domestic Grants Fund, and 04-Special Account-Foreign Assisted/Foreign Grants Fund)

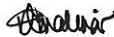
	Current Year Appropriations
	Supplemental Appropriations
X	Continuing Appropriations

Particulars	UACS CODE	Appropriations			Allotments			Current Year Obligations					Current Year Disbursements					Balances					
		Authorized Appropriations	Adjustments (Transfer To/From, Modifications/Augmentations)	Adjusted Appropriations	Allotments Received	Adjustments (Reductions, Modifications/Augmentations)	Transfer To	Transfer From	Adjusted Total Allotments	1st Quarter Ending March 31	2nd Quarter Ending June 30	3rd Quarter Ending Sept. 30	4th Quarter Ending Dec. 31	TOTAL	1st Quarter Ending March 31	2nd Quarter Ending June 30	3rd Quarter Ending Sept. 30	4th Quarter Ending Dec. 31	TOTAL	Unreleased Appro	Unobligated Allotments	Due and Demandable	Not Yet Due and Demandable
1	2	3	4	5=(3+4)	6	7	8	9	10=[(6+)-]-8	11	12	13	14	15=	16	17	18	19	20=	21=(5-10)	22=(10-15)	23	24
Continuing Appropriations													21,585.39					21,584.72					
I. Agency Specific Budget		34,218,027.71	(32,818,622.00)	1,399,405.71	6,764,737.71	(5,365,332.00)	650,165.92	(650,165.92)	1,399,405.71	1,252,180.65	78,307.09	-	21,585.39	1,352,073.13	1,244,542.65	78,307.09	-	21,584.72	1,344,434.46	-	47,332.58	-	7,638.67
General Administration and Support	1000000000000000	1,725,112.20	(1,386,075.00)	339,037.20	805,810.20	(466,773.00)	(11,050.08)	11,050.08	339,037.20	294,178.64	29,290.65	0.13	(514.89)	322,954.53	294,178.64	29,290.65	0.13	(515.56)	322,953.86	-	16,082.67	-	0.67
General Management and Supervision	100:00100001000	1,454,876.84	(1,117,628.00)	337,248.84	804,021.84	(466,773.00)	(11,050.08)	11,050.08	337,248.84	294,178.64	29,290.65	0.13	(514.89)	322,954.53	294,178.64	29,290.65	0.13	(515.56)	322,953.86	-	14,294.31	-	0.67
PS		95,834.99	-	95,834.99	95,834.99	-	(11,050.08)	11,050.08	95,834.99	-	66,173.15	-	15,368.19	81,541.34	-	66,173.15	-	15,367.52	81,540.67	-	14,293.65	-	0.67
MOOE		1,359,041.85	(1,117,628.00)	241,413.85	708,186.85	(466,773.00)	-	-	241,413.85	294,178.64	(36,882.50)	0.13	(15,883.08)	241,413.19	294,178.64	(36,882.50)	0.13	(15,883.08)	241,413.19	-	0.66	-	-
Human Resource Development		268,446.99	(268,447.00)	(0.01)	(0.01)	-	-	-	(0.01)	-	-	-	-	-	-	-	-	-	-	-	(0.01)	-	-
PS		-	-	-	-	-	-	-	-	-	-	-	-	-	-	-	-	-	-	-	-	-	-
MOOE		268,446.99	(268,447.00)	(0.01)	(0.01)	-	-	-	(0.01)	-	-	-	-	-	-	-	-	-	-	-	(0.01)	-	-
Administration of Personnel Benefits	100000100003000	1,788.37	-	1,788.37	1,788.37	-	-	-	1,788.37	-	-	-	-	-	-	-	-	-	-	-	1,788.37	-	-
PS		1,788.37	-	1,788.37	1,788.37	-	-	-	1,788.37	-	-	-	-	-	-	-	-	-	-	-	1,788.37	-	-
Support to Operations	2000000000000000	18,875,784.13	(18,307,320.00)	568,464.13	1,789,168.13	(1,220,704.00)	697,966.00	(697,966.00)	568,464.13	549,580.95	3,000.00	0.13	15,881.74	568,462.82	541,942.95	3,000.00	0.13	15,881.74	560,824.82	-	1.31	-	7,638.00
Planning and Policy Formulation	200000100001000	17,069,361.81	(16,524,615.00)	544,746.81	1,765,450.81	(1,220,704.00)	684,148.00	(684,148.00)	544,746.81	520,503.95	8,360.00	0.13	15,881.68	544,745.76	512,865.95	8,360.00	0.13	15,881.68	537,107.76	-	1.05	-	7,638.00
PS		-	-	-	-	-	-	-	-	-	-	-	-	-	-	-	-	-	-	-	-	-	-
MOOE		15,207,474.53	(14,662,728.00)	544,746.53	1,765,450.53	(1,220,704.00)	684,148.00	(684,148.00)	544,746.53	520,503.95	8,360.00	0.13	15,881.68	544,745.76	512,865.95	8,360.00	0.13	15,881.68	537,107.76	-	0.77	-	7,638.00
CO		1,861,887.28	(1,861,887.00)	0.28	0.28	-	-	-	0.28	-	-	-	-	-	-	-	-	-	-	-	0.28	-	-
Mineral Economics, Information and Communication Plan		1,715,879.08	(1,706,176.00)	9,703.08	9,703.08	-	-	-	9,703.08	9,703.00	-	-	-	9,703.00	9,703.00	-	-	-	9,703.00	-	0.08	-	-
PS		-	-	-	-	-	-	-	-	-	-	-	-	-	-	-	-	-	-	-	-	-	-
MOOE		1,715,879.08	(1,706,176.00)	9,703.08	9,703.08	-	-	-	9,703.08	9,703.00	-	-	-	9,703.00	9,703.00	-	-	-	9,703.00	-	0.08	-	-
Research and Development		90,543.24	(76,529.00)	14,014.24	14,014.24	-	13,818.00	(13,818.00)	14,014.24	19,374.00	(5,360.00)	-	0.06	14,014.06	19,374.00	(5,360.00)	-	0.06	14,014.06	-	0.18	-	-
PS		-	-	-	-	-	-	-	-	-	-	-	-	-	-	-	-	-	-	-	-	-	-
MOOE		90,543.24	(76,529.00)	14,014.24	14,014.24	-	13,818.00	(13,818.00)	14,014.24	19,374.00	(5,360.00)	-	0.06	14,014.06	19,374.00	(5,360.00)	-	0.06	14,014.06	-	0.18	-	-
Operations	3000000000000000	13,617,131.38	(13,125,227.00)	491,904.38	4,169,759.38	(3,677,855.00)	(36,750.00)	36,750.00	491,904.38	408,421.06	46,016.44	(0.26)	6,218.54	460,655.78	408,421.06	46,016.44	(0.26)	6,218.54	460,655.78	-	31,248.60	-	-
OO : Natural Resources Sustainably Managed	3100000000000000	5,994,093.33	(6,973,834.00)	20,259.33	542,294.33	(522,035.00)	-	-	20,259.33	21,260.00	(1,000.00)	-	(0.15)	20,259.85	21,260.00	(1,000.00)	-	(0.15)	20,259.85	-	(0.52)	-	-
MINERAL RESOURCES ENFORCEMENT AND REGULATORY PROGRAM	3101000000000000	974,455.78	(968,896.00)	5,559.78	512,916.78	(507,357.00)	-	-	5,559.78	5,560.00	-	-	(0.15)	5,559.85	5,560.00	-	-	(0.15)	5,559.85	-	(0.07)	-	-
Mineral Regulation Services	310:00100001000	974,455.78	(968,896.00)	5,559.78	512,916.78	(507,357.00)	-	-	5,559.78	5,560.00	-	-	(0.15)	5,559.85	5,560.00	-	-	(0.15)	5,559.85	-	(0.07)	-	-
PS		-	-	-	-	-	-	-	-	-	-	-	-	-	-	-	-	-	-	-	-	-	-
MOOE		974,455.78	(968,896.00)	5,559.78	512,916.78	(507,357.00)	-	-	5,559.78	5,560.00	-	-	(0.15)	5,559.85	5,560.00	-	-	(0.15)	5,559.85	-	(0.07)	-	-
MINERAL RESOURCES AND GEOSCIENCES DEVELOPMENT PROGRAM	3102000000000000	6,019,637.55	(6,004,938.00)	14,699.55	29,377.55	(14,678.00)	-	-	14,699.55	15,700.00	(1,000.00)	-	-	14,700.00	15,700.00	(1,000.00)	-	-	14,700.00	-	(0.45)	-	-
Mineral Resources Development	310200100001000	6,019,637.55	(6,004,938.00)	14,699.55	29,377.55	(14,678.00)	-	-	14,699.55	15,700.00	(1,000.00)	-	-	14,700.00	15,700.00	(1,000.00)	-	-	14,700.00	-	(0.45)	-	-
PS		-	-	-	-	-	-	-	-	-	-	-	-	-	-	-	-	-	-	-	-	-	-
MOOE		3,699,637.55	(3,684,938.00)	14,699.55	29,277.55	(14,678.00)	-	-	14,699.55	15,700.00	(1,000.00)	-	-	14,700.00	15,700.00	(1,000.00)	-	-	14,700.00	-	(0.45)	-	-
CO		2,320,000.00	(2,320,000.00)	-	-	-	-	-	-	-	-	-	-	-	-	-	-	-	-	-	-	-	-
OO : Adaptive Capacities of Human Communities and Natural Systems Improved	3200000000000000	6,623,038.05	(6,151,393.00)	471,645.05	3,627,465.05	(3,155,820.00)	(36,750.00)	36,750.00	471,645.05	387,161.06	47,016.44	(0.26)	6,218.69	440,395.93	387,161.06	47,016.44	(0.26)	6,218.69	440,395.93	-	31,249.12	-	-
GEOLOGICAL RISK REDUCTION AND RESILIENCY PROGRAM	3203000000000000	6,623,038.05	(6,151,393.00)	471,645.05	3,627,465.05	(3,155,820.00)	(36,750.00)	36,750.00	471,645.05	387,161.06	47,016.44	(0.26)	6,218.69	440,395.93	387,161.06	47,016.44	(0.26)	6,218.69	440,395.93	-	31,249.12	-	-
Geological Assessment for Risk Reduction and Resiliency	320300100001000	6,623,038.05	(6,151,393.00)	471,645.05	3,627,465.05	(3,155,820.00)	(36,750.00)	36,750.00	471,645.05	387,161.06	47,016.44	(0.26)	6,218.69	440,395.93	387,161.06	47,016.44	(0.26)	6,218.69	440,395.93	-	31,249.12	-	-
PS		31,250.00	-	31,250.00	31,250.00	-	(18,750.00)	18,750.00	31,250.00	-	-	-	-	-	-	-	-	-	-	-	31,250.00	-	-
MOOE		6,460,788.05	(6,020,393.00)	440,395.05	3,596,215.05	(3,155,820.00)	(18,000.00)	18,000.00	440,395.05	387,161.06	47,016.44	(0.26)	6,218.69	440,395.93	387,161.06	47,016.44	(0.26)	6,218.69	440,395.93	-	(0.88)	-	-
CO		131,000.00	(131,000.00)	-	-	-	-	-	-	-	-	-	-	-	-	-	-	-	-	-	-	-	-
Sub-Total, 01 - Regular Agency Fund		34,218,027.71	(32,818,622.00)	1,399,405.71	6,764,737.71	(5,365,332.00)	650,165.92	(650,165.92)	1,399,405.71	1,252,180.65	78,307.09	-	21,585.39	1,352,073.13	1,244,542.65	78,307.09	-	21,584.72	1,344,434.46	-	47,332.58	-	7,638.67

Particulars	UACS CODE	Appropriations			Allotments					Current Year Obligations					Current Year Disbursements					Balances			
		Authorized Appropriations	Adjustments (Transfer To/From, Modifications/ Augmentations)	Adjusted Appropriations	Allotments Received	Adjustments (Reductions, Modifications/ Augmentations)	Transfer To	Transfer From	Adjusted Total Allotments	1st Quarter Ending March 31	2nd Quarter Ending June 30	3rd Quarter Ending Sept. 30	4th Quarter Ending Dec. 31	TOTAL	1st Quarter Ending March 31	2nd Quarter Ending June 30	3rd Quarter Ending Sept. 30	4th Quarter Ending Dec. 31	TOTAL	Unreleased Appro	Unobligated Allotments	Due and Demandable	Not Yet Due and Demandable
1	2	3	4	5=(3+4)	6	7	8	9	10=[(6+(-)7)-8]	11	12	13	14	15=	16	17	18	19	20=	21=(5-10)	22=(10-15)	23	24
PS		128,873.36	-	128,873.36	128,873.36	-	(28,800.08)	28,800.08	128,873.36	-	66,173.15	-	15,368.19	81,541.34	-	66,173.15	-	15,367.52	81,540.67	-	47,332.02	-	0.67
MOOE		29,776,267.07	(28,505,735.00)	1,270,532.07	6,635,864.07	(5,365,332.00)	679,966.00	(679,966.00)	1,270,532.07	1,252,180.65	12,133.94	-	6,217.20	1,270,531.79	1,244,542.65	12,133.94	-	6,217.20	1,262,893.79	-	0.28	-	7,638.00
FinEx		-	-	-	-	-	-	-	-	-	-	-	-	-	-	-	-	-	-	-	-	-	-
CO		4,312,887.28	(4,312,887.00)	0.28	0.28	-	-	-	0.28	-	-	-	-	-	-	-	-	-	-	-	0.28	-	-
III, Special Purpose Fund		12,355.68	-	12,355.68	12,355.68	-	(1,776.77)	1,776.77	12,355.68	-	-	-	10,419.47	10,419.47	-	-	-	8,906.70	8,906.70	-	1,936.21	-	1,512.77
General Administration and Support	1000000000000000	12,355.68	-	12,355.68	12,355.68	-	(1,776.77)	1,776.77	12,355.68	-	-	-	10,419.47	10,419.47	-	-	-	8,906.70	8,906.70	-	1,936.21	-	1,512.77
General Management and Supervision	100000100001000	12,355.68	-	12,355.68	12,355.68	-	(1,776.77)	1,776.77	12,355.68	-	-	-	10,419.47	10,419.47	-	-	-	8,906.70	8,906.70	-	1,936.21	-	1,512.77
PS		12,355.68	-	12,355.68	12,355.68	-	(1,776.77)	1,776.77	12,355.68	-	-	-	10,419.47	10,419.47	-	-	-	8,906.70	8,906.70	-	1,936.21	-	1,512.77
GRAND TOTAL		34,230,383.39	(32,818,622.00)	1,411,761.39	6,777,093.39	(5,365,332.00)	648,389.16	(648,389.16)	1,411,761.39	1,252,180.65	78,307.09	-	32,004.86	1,362,492.60	1,244,542.65	78,307.09	-	30,491.42	1,353,341.16	-	49,268.79	-	9,151.44
PS		141,229.04	-	141,229.04	141,229.04	-	(31,576.85)	31,576.85	141,229.04	-	66,173.15	-	25,787.66	91,960.81	-	66,173.15	-	24,274.22	90,447.37	-	49,268.23	-	1,513.44
MOOE		29,776,267.07	(28,505,735.00)	1,270,532.07	6,635,864.07	(5,365,332.00)	679,966.00	(679,966.00)	1,270,532.07	1,252,180.65	12,133.94	-	6,217.20	1,270,531.79	1,244,542.65	12,133.94	-	6,217.20	1,262,893.79	-	0.28	-	7,638.00
FINEX		-	-	-	-	-	-	-	-	-	-	-	-	-	-	-	-	-	-	-	-	-	-
CO		4,312,887.28	(4,312,887.00)	0.28	0.28	-	-	-	0.28	-	-	-	-	-	-	-	-	-	-	-	0.28	-	-

This report was manually prepared due to certain issues encountered during encoding at URS

Certified Correct:



DARIA K. MALINAO
Budget Officer III

Certified Correct:



WINNA FROSE T. GAMIAO
OIC, Accounting Section

Recommended by:



GLORIA D. MENDOZA
Officer-In-Charge
Financial Management Division

Approved by:



ATTY. WILFREDO S. MONCANO
Acting Director