

STATEMENT OF APPROPRIATIONS, ALLOTMENTS, OBLIGATIONS, DISBURSEMENTS AND BALANCES
As at the Quarter Ending December 31, 2024



FAR No. 1

Department: Department of Environment and Natural Resources (DENR)
Agency/Entity: Mines and Geosciences Bureau
Region: ALL
Division: ALL
Operating Unit: ALL
Fund Cluster: 01 - Regular Agency Fund

(e.g. UACS Fund Cluster: 01-Regular Agency Fund, 02-Foreign Assisted Projects Fund, 03-Special Account-Locally Funded/Domestic Grants Fund, and 04-Special Account-Foreign Assisted/Foreign Grants Fund)

| Particulars | UACS CODE | Appropriations | | Allotments | | Current Year Obligations | | | | | Current Year Disbursements | | | | Balances | | | | | | | | |
|---|-----------------|---------------------------|---|-------------------------|---------------------|---|-----------------|---------------|---------------------------|-----------------------------|----------------------------|---------------------------------|--------------------------------|--------------------|-----------------------------|----------------------------|---------------------------------|--------------------------------|--------------------|---------------------------|------------------------|------------------------------------|--------------|
| | | Authorized Appropriations | Adjustments (Transfer To/From, Modifications/Augmentations) | Adjusted Appropriations | Allotments Received | Adjustments (Reductions, Modifications/Augmentations) | Transfer To | Transfer From | Adjusted Total Allotments | 1st Quarter Ending March 31 | 2nd Quarter Ending June 30 | 3rd Quarter Ending September 30 | 4th Quarter Ending December 31 | Total | 1st Quarter Ending March 31 | 2nd Quarter Ending June 30 | 3rd Quarter Ending September 30 | 4th Quarter Ending December 31 | Total | Unreleased Appropriations | Unobligated Allotments | Unpaid Obligations (15-20)=(23+24) | |
| 1 | 2 | 3 | 4 | 5=(3+4) | 6 | 7 | 8 | 9 | 10=[(6+(-7))-8+9] | 11 | 12 | 13 | 14 | 15=[(11+12+13+14)] | 16 | 17 | 18 | 19 | 20=[(16+17+18+19)] | 21=(5-10) | 22=(10-15) | 23 | 24 |
| I. Agency Specific Budget | | 1,499,094,000.00 | 0.00 | 1,499,094,000.00 | 1,499,094,000.00 | 0.00 | (81,613,887.74) | 81,613,887.74 | 1,499,094,000.00 | 404,612,915.10 | 414,352,174.67 | 318,207,985.04 | 338,993,817.05 | 1,476,166,891.86 | 275,753,203.62 | 463,671,528.35 | 323,685,118.33 | 391,774,581.34 | 1,454,884,431.64 | 0.00 | 22,927,108.14 | 12,990,444.45 | 8,292,015.77 |
| General Management and Supervision | 100000100001000 | 395,185,000.00 | 0.00 | 395,185,000.00 | 395,185,000.00 | 0.00 | (50,222,807.21) | 50,222,807.21 | 395,185,000.00 | 92,701,791.09 | 136,208,012.49 | 74,755,151.05 | 88,033,049.25 | 391,698,003.88 | 58,818,517.32 | 147,560,132.77 | 78,954,756.83 | 102,058,719.52 | 387,392,126.44 | 0.00 | 3,486,996.12 | 2,275,938.84 | 2,029,938.60 |
| PS | | 245,032,000.00 | 4,438,135.81 | 249,470,135.81 | 245,032,000.00 | 4,438,135.81 | (48,179,038.21) | 48,179,038.21 | 249,470,135.81 | 41,593,164.69 | 73,564,969.90 | 81,925,372.66 | 71,774,275.01 | 248,657,782.26 | 40,818,884.38 | 72,550,011.35 | 59,579,177.55 | 75,580,937.68 | 248,528,010.96 | 0.00 | 612,353.55 | 328,771.30 | 0.00 |
| MOOE | | 82,093,000.00 | (9,500,635.81) | 72,592,364.19 | 82,093,000.00 | (9,500,635.81) | (2,043,769.00) | 2,043,769.00 | 72,592,364.19 | 28,318,028.40 | 17,999,463.69 | 11,584,501.39 | 13,160,779.60 | 71,062,772.98 | 17,999,632.94 | 18,885,944.42 | 15,050,579.28 | 15,150,880.20 | 67,087,036.84 | 0.00 | 1,529,591.21 | 1,947,167.54 | 2,028,568.60 |
| CO | | 68,060,000.00 | 5,062,500.00 | 73,122,500.00 | 68,060,000.00 | 5,062,500.00 | 0.00 | 0.00 | 73,122,500.00 | 22,790,598.00 | 44,643,579.00 | 1,245,277.00 | 3,097,994.64 | 71,777,448.64 | 0.00 | 56,124,177.00 | 4,325,000.00 | 11,326,901.64 | 71,776,078.64 | 0.00 | 1,345,051.36 | 0.00 | 1,370.00 |
| Human Resource Development | 100000100002000 | 3,134,000.00 | 0.00 | 3,134,000.00 | 3,134,000.00 | 0.00 | (980,000.00) | 980,000.00 | 3,134,000.00 | 546,119.14 | 636,584.80 | 1,379,317.26 | 519,756.32 | 3,081,777.52 | 466,704.14 | 465,753.15 | 1,334,912.26 | 638,600.28 | 2,905,969.83 | 0.00 | 52,222.48 | 175,807.69 | 0.00 |
| PS | | 999,000.00 | 14,901.65 | 1,013,901.65 | 999,000.00 | 14,901.65 | 0.00 | 0.00 | 1,013,901.65 | 225,264.09 | 275,464.09 | 218,872.21 | 294,301.26 | 1,013,901.65 | 223,257.06 | 277,471.12 | 218,872.21 | 294,101.26 | 1,013,701.65 | 0.00 | 0.00 | 200.00 | 0.00 |
| MOOE | | 1,985,000.00 | (14,901.65) | 1,970,098.35 | 1,985,000.00 | (14,901.65) | (980,000.00) | 980,000.00 | 1,970,098.35 | 320,855.05 | 361,120.71 | 1,012,296.05 | 225,455.06 | 1,919,726.87 | 243,447.08 | 188,282.03 | 1,116,040.05 | 196,350.02 | 1,744,119.18 | 0.00 | 50,371.48 | 175,607.69 | 0.00 |
| CO | | 150,000.00 | 0.00 | 150,000.00 | 150,000.00 | 0.00 | 0.00 | 0.00 | 150,000.00 | 0.00 | 0.00 | 0.00 | 0.00 | 148,149.00 | 0.00 | 0.00 | 0.00 | 148,149.00 | 0.00 | 0.00 | 1,851.00 | 0.00 | 0.00 |
| Administration of Personnel Benefits | 100000100003000 | 7,070,000.00 | 0.00 | 7,070,000.00 | 7,070,000.00 | 0.00 | 0.00 | 0.00 | 7,070,000.00 | 84,876.54 | 1,399,072.03 | 2,271,804.58 | 3,314,246.85 | 7,070,000.00 | 84,876.54 | 1,399,072.03 | 2,059,706.17 | 3,526,345.26 | 7,070,000.00 | 0.00 | 0.00 | 0.00 | 0.00 |
| PS | | 7,070,000.00 | 0.00 | 7,070,000.00 | 7,070,000.00 | 0.00 | 0.00 | 0.00 | 7,070,000.00 | 84,876.54 | 1,399,072.03 | 2,271,804.58 | 3,314,246.85 | 7,070,000.00 | 84,876.54 | 1,399,072.03 | 2,059,706.17 | 3,526,345.26 | 7,070,000.00 | 0.00 | 0.00 | 0.00 | 0.00 |
| Planning and Policy Formulation | 200000100001000 | 186,311,000.00 | 0.00 | 186,311,000.00 | 186,311,000.00 | 0.00 | (20,307,191.35) | 20,307,191.35 | 186,311,000.00 | 74,428,269.32 | 43,023,389.44 | 25,768,180.98 | 36,485,934.23 | 179,703,773.97 | 45,292,074.87 | 62,939,716.17 | 25,592,562.31 | 40,168,663.39 | 173,993,016.74 | 0.00 | 6,607,226.03 | 3,442,970.94 | 2,267,786.29 |
| PS | | 14,428,000.00 | 10,089,922.26 | 24,517,922.26 | 14,428,000.00 | 10,089,922.26 | 0.00 | 0.00 | 24,517,922.26 | 2,480,535.41 | 3,187,508.46 | 2,497,220.75 | 16,352,657.64 | 24,517,922.26 | 2,459,036.44 | 3,176,008.77 | 2,526,557.45 | 16,331,448.98 | 24,493,051.64 | 0.00 | 0.00 | 24,870.62 | 0.00 |
| MOOE | | 151,818,000.00 | (10,089,922.26) | 141,728,077.74 | 151,818,000.00 | (10,089,922.26) | (6,462,141.35) | 6,462,141.35 | 141,728,077.74 | 62,311,941.82 | 33,427,619.98 | 20,635,297.23 | 19,033,807.68 | 135,408,666.71 | 40,554,973.34 | 48,894,437.40 | 19,897,029.86 | 20,376,339.50 | 129,722,780.10 | 0.00 | 6,319,411.03 | 3,418,100.32 | 2,267,786.29 |
| CO | | 20,065,000.00 | 0.00 | 20,065,000.00 | 20,065,000.00 | 0.00 | (13,845,050.00) | 13,845,050.00 | 20,065,000.00 | 9,633,792.09 | 6,408,261.00 | 2,635,663.00 | 1,099,468.91 | 19,777,185.00 | 2,278,065.09 | 10,869,270.00 | 3,168,975.00 | 3,460,874.91 | 19,777,185.00 | 0.00 | 287,815.00 | 0.00 | 0.00 |
| Mineral Economics, Information and Communication Plan | 200000100002000 | 17,437,000.00 | 0.00 | 17,437,000.00 | 17,437,000.00 | 0.00 | 0.00 | 0.00 | 17,437,000.00 | 2,996,537.80 | 3,963,775.36 | 3,504,677.10 | 6,003,484.19 | 16,468,474.25 | 2,732,278.44 | 3,835,802.52 | 3,476,018.76 | 6,293,188.38 | 16,337,288.10 | 0.00 | 968,525.75 | 131,186.15 | 0.00 |
| PS | | 12,411,000.00 | 440,806.04 | 12,851,806.04 | 12,411,000.00 | 440,806.04 | 0.00 | 0.00 | 12,851,806.04 | 2,688,952.16 | 3,372,699.16 | 2,675,675.75 | 4,116,478.96 | 12,851,806.04 | 2,663,848.44 | 3,395,802.88 | 2,674,491.24 | 4,115,728.95 | 12,849,871.51 | 0.00 | 0.00 | 1,934.53 | 0.00 |
| MOOE | | 4,846,000.00 | (440,806.04) | 4,405,193.96 | 4,846,000.00 | (440,806.04) | 0.00 | 0.00 | 4,405,193.96 | 309,585.44 | 439,444.20 | 829,001.34 | 1,887,005.23 | 3,455,036.21 | 68,430.00 | 439,999.54 | 649,895.52 | 2,177,459.43 | 3,335,784.59 | 0.00 | 940,157.75 | 129,251.62 | 0.00 |
| CO | | 180,000.00 | 0.00 | 180,000.00 | 180,000.00 | 0.00 | 0.00 | 0.00 | 180,000.00 | 0.00 | 151,632.00 | 0.00 | 0.00 | 151,632.00 | 0.00 | 0.00 | 0.00 | 151,632.00 | 0.00 | 0.00 | 28,368.00 | 0.00 | 0.00 |
| Research and Development | 200000100003000 | 27,439,000.00 | 0.00 | 27,439,000.00 | 27,439,000.00 | 0.00 | 0.00 | 0.00 | 27,439,000.00 | 8,485,110.51 | 6,654,052.01 | 5,469,495.91 | 6,763,387.64 | 27,372,046.07 | 5,316,706.62 | 7,792,059.67 | 6,572,367.07 | 7,167,089.89 | 26,848,223.25 | 0.00 | 66,953.93 | 440,229.94 | 83,592.88 |
| PS | | 22,381,000.00 | 319,800.97 | 22,700,800.97 | 22,381,000.00 | 319,800.97 | 0.00 | 0.00 | 22,700,800.97 | 4,950,759.63 | 6,134,527.53 | 5,178,206.94 | 6,437,305.87 | 22,700,800.97 | 4,909,231.42 | 6,168,497.69 | 5,185,296.34 | 6,432,547.14 | 22,695,572.59 | 0.00 | 0.00 | 5,228.38 | 0.00 |
| MOOE | | 5,058,000.00 | (319,800.97) | 4,738,199.03 | 5,058,000.00 | (319,800.97) | 0.00 | 0.00 | 4,738,199.03 | 3,534,350.88 | 519,524.48 | 291,288.97 | 326,080.77 | 4,671,245.10 | 407,475.20 | 1,623,561.98 | 1,387,070.73 | 734,542.75 | 4,152,650.56 | 0.00 | 66,953.93 | 435,001.56 | 83,592.88 |
| CO | | 0.00 | 0.00 | 0.00 | 0.00 | 0.00 | 0.00 | 0.00 | 0.00 | 0.00 | 0.00 | 0.00 | 0.00 | 0.00 | 0.00 | 0.00 | 0.00 | 0.00 | 0.00 | 0.00 | 0.00 | 0.00 | 0.00 |
| Mineral Regulation Services | 310100100001000 | 401,434,000.00 | 0.00 | 401,434,000.00 | 401,434,000.00 | 0.00 | (3,595,123.96) | 3,595,123.96 | 401,434,000.00 | 95,265,661.79 | 110,340,097.41 | 98,101,996.42 | 94,022,292.32 | 397,730,047.94 | 83,738,764.93 | 117,465,805.33 | 92,613,372.81 | 102,717,026.79 | 396,534,969.86 | 0.00 | 3,703,952.06 | 543,934.57 | 651,143.51 |
| PS | | 293,951,000.00 | 5,448,269.09 | 299,399,269.09 | 293,951,000.00 | 5,448,269.09 | (600,000.00) | 600,000.00 | 299,399,269.09 | 67,865,106.05 | 85,603,569.92 | 71,412,186.63 | 74,239,307.53 | 299,120,170.13 | 66,660,109.08 | 85,663,497.75 | 70,087,234.14 | 76,616,020.67 | 299,026,861.84 | 0.00 | 279,098.96 | 93,308.49 | 0.00 |
| MOOE | | 97,263,000.00 | (5,448,269.09) | 91,814,730.91 | 97,263,000.00 | (5,448,269.09) | (2,995,123.96) | 2,995,123.96 | 91,814,730.91 | 22,019,055.74 | 20,712,528.49 | 26,666,309.79 | 19,329,484.79 | 88,727,378.81 | 15,464,065.85 | 24,664,807.58 | 22,028,639.67 | 25,647,506.12 | 87,805,009.22 | 0.00 | 3,087,352.10 | 271,226.08 | 651,143.51 |
| CO | | 10,220,000.00 | 0.00 | 10,220,000.00 | 10,220,000.00 | 0.00 | 0.00 | 0.00 | 10,220,000.00 | 5,381,500.00 | 4,023,999.00 | 23,500.00 | 453,500.00 | 9,882,499.00 | 1,614,600.00 | 7,137,500.00 | 497,499.00 | 453,500.00 | 9,703,099.00 | 0.00 | 337,501.00 | 179,400.00 | 0.00 |
| Mineral Resources Development | 310200100001000 | 89,768,000.00 | 0.00 | 89,768,000.00 | 89,768,000.00 | 0.00 | (2,706,606.49) | 2,706,606.49 | 89,768,000.00 | 25,117,107.07 | 21,609,915.97 | 18,748,280.61 | 21,934,961.19 | 88,410,264.84 | 16,139,573.70 | 22,389,576.16 | 22,650,657.07 | 24,309,074.90 | 85,488,881.83 | 0.00 | 1,357,735.16 | 2,109,578.68 | 811,804.33 |
| PS | | 33,010,000.00 | 4,720,173.10 | 37,730,173.10 | 33,010,000.00 | 4,720,173.10 | (600,000.00) | 600,000.00 | 37,730,173.10 | 6,916,129.13 | 8,863,699.68 | 7,720,765.55 | 14,229,578.74 | 37,730,173.10 | 6,682,088.24 | 9,080,675.61 | 7,681,749.96 | 14,268,269.75 | 37,712,783.56 | 0.00 | 0.00 | 17,389.54 | 0.00 |
| MOOE | | 56,758,000.00 | (4,720,173.10) | 52,037,826.90 | 56,758,000.00 | (4,720,173.10) | (2,106,606.49) | 2,106,606.49 | 52,037,826.90 | 18,200,977.94 | 12,746,216.29 | 12,027,515.06 | 7,705,382.45 | 50,880,091.74 | 9,457,485.46 | 13,308,900.55 | 14,968,907.11 | 10,040,805.15 | 47,776,09 | | | | |

| Particulars | UACS CODE | Appropriations | | Allotments | | | | | | Current Year Obligations | | | | | Current Year Disbursements | | | | | Balances | | | |
|---|-----------------|---------------------------|--|-------------------------|---------------------|--|------------------|----------------|---------------------------|-----------------------------|----------------------------|---------------------------------|--------------------------------|------------------|-----------------------------|----------------------------|---------------------------------|--------------------------------|------------------|---------------------------|------------------------|------------------------------------|----------------------------|
| | | Authorized Appropriations | Adjustments (Transfer To/From, Modifications/ Augmentations) | Adjusted Appropriations | Allotments Received | Adjustments (Reductions, Modifications/ Augmentations) | Transfer To | Transfer From | Adjusted Total Allotments | 1st Quarter Ending March 31 | 2nd Quarter Ending June 30 | 3rd Quarter Ending September 30 | 4th Quarter Ending December 31 | Total | 1st Quarter Ending March 31 | 2nd Quarter Ending June 30 | 3rd Quarter Ending September 30 | 4th Quarter Ending December 31 | Total | Unreleased Appropriations | Unobligated Allotments | Unpaid Obligations (15-20)=(23+24) | |
| | | | | | | | | | | | | | | | | | | | | | | Due and Demandable | Not Yet Due and Demandable |
| 1 | 2 | 3 | 4 | 5=(3+4) | 6 | 7 | 8 | 9 | 10=[(6+(-)7)-8+9] | 11 | 12 | 13 | 14 | 15=(11+12+13+14) | 16 | 17 | 18 | 19 | 20=(16+17+18+19) | 21=(5-10) | 22=(10-15) | 23 | 24 |
| PS | | 2,109,000.00 | 0.00 | 2,109,000.00 | 2,109,000.00 | 0.00 | 0.00 | 0.00 | 2,109,000.00 | 514,485.00 | 517,732.60 | 561,359.18 | 515,423.22 | 2,109,000.00 | 514,485.00 | 511,768.58 | 567,277.88 | 513,232.62 | 2,106,764.04 | 0.00 | 0.00 | 2,235.96 | 0.00 |
| Mineral Regulation Services | 310100100001000 | 27,787,000.00 | 0.00 | 27,787,000.00 | 27,787,000.00 | 0.00 | 0.00 | 0.00 | 27,787,000.00 | 6,975,381.95 | 7,149,583.03 | 8,182,147.83 | 5,466,562.96 | 27,773,675.78 | 6,830,341.22 | 7,294,303.53 | 7,552,799.35 | 6,090,457.53 | 27,767,901.63 | 0.00 | 13,324.22 | 5,774.15 | 0.00 |
| PS | | 27,787,000.00 | 0.00 | 27,787,000.00 | 27,787,000.00 | 0.00 | 0.00 | 0.00 | 27,787,000.00 | 6,975,381.95 | 7,149,583.03 | 8,182,147.83 | 5,466,562.96 | 27,773,675.78 | 6,830,341.22 | 7,294,303.53 | 7,552,799.35 | 6,090,457.53 | 27,767,901.63 | 0.00 | 13,324.22 | 5,774.15 | 0.00 |
| Mineral Resources Development | 310200100001000 | 3,106,000.00 | 0.00 | 3,106,000.00 | 3,106,000.00 | 0.00 | 0.00 | 0.00 | 3,106,000.00 | 732,015.93 | 754,578.18 | 844,388.48 | 775,017.41 | 3,106,000.00 | 731,859.12 | 745,842.45 | 848,032.79 | 775,876.73 | 3,101,611.09 | 0.00 | 0.00 | 4,388.91 | 0.00 |
| PS | | 3,106,000.00 | 0.00 | 3,106,000.00 | 3,106,000.00 | 0.00 | 0.00 | 0.00 | 3,106,000.00 | 732,015.93 | 754,578.18 | 844,388.48 | 775,017.41 | 3,106,000.00 | 731,859.12 | 745,842.45 | 848,032.79 | 775,876.73 | 3,101,611.09 | 0.00 | 0.00 | 4,388.91 | 0.00 |
| Geological Assessment for Risk Reduction and Resiliency | 320300100001000 | 11,892,000.00 | 0.00 | 11,892,000.00 | 11,892,000.00 | 0.00 | 0.00 | 0.00 | 11,892,000.00 | 3,040,102.18 | 3,188,024.81 | 3,456,153.19 | 2,176,500.79 | 11,860,780.97 | 2,983,383.34 | 3,244,555.37 | 3,240,438.30 | 2,347,771.84 | 11,816,148.85 | 0.00 | 31,219.03 | 44,632.12 | 0.00 |
| PS | | 11,892,000.00 | 0.00 | 11,892,000.00 | 11,892,000.00 | 0.00 | 0.00 | 0.00 | 11,892,000.00 | 3,040,102.18 | 3,188,024.81 | 3,456,153.19 | 2,176,500.79 | 11,860,780.97 | 2,983,383.34 | 3,244,555.37 | 3,240,438.30 | 2,347,771.84 | 11,816,148.85 | 0.00 | 31,219.03 | 44,632.12 | 0.00 |
| Sub-total | | 64,438,000.00 | 4,143,767.00 | 68,581,767.00 | 68,581,767.00 | 0.00 | (4,468,277.87) | 4,468,277.87 | 68,581,767.00 | 15,781,423.87 | 16,279,152.01 | 19,325,013.88 | 16,856,445.88 | 68,242,035.64 | 15,487,072.88 | 16,554,544.02 | 17,491,526.60 | 18,579,606.24 | 68,112,749.74 | 0.00 | 339,731.36 | 129,285.90 | 0.00 |
| PS | | 64,438,000.00 | 4,143,767.00 | 68,581,767.00 | 68,581,767.00 | 0.00 | (4,468,277.87) | 4,468,277.87 | 68,581,767.00 | 15,781,423.87 | 16,279,152.01 | 19,325,013.88 | 16,856,445.88 | 68,242,035.64 | 15,487,072.88 | 16,554,544.02 | 17,491,526.60 | 18,579,606.24 | 68,112,749.74 | 0.00 | 339,731.36 | 129,285.90 | 0.00 |
| MOOE | | 0.00 | 0.00 | 0.00 | 0.00 | 0.00 | 0.00 | 0.00 | 0.00 | 0.00 | 0.00 | 0.00 | 0.00 | 0.00 | 0.00 | 0.00 | 0.00 | 0.00 | 0.00 | 0.00 | 0.00 | 0.00 | 0.00 |
| FinEx | | 0.00 | 0.00 | 0.00 | 0.00 | 0.00 | 0.00 | 0.00 | 0.00 | 0.00 | 0.00 | 0.00 | 0.00 | 0.00 | 0.00 | 0.00 | 0.00 | 0.00 | 0.00 | 0.00 | 0.00 | 0.00 | 0.00 |
| CO | | 0.00 | 0.00 | 0.00 | 0.00 | 0.00 | 0.00 | 0.00 | 0.00 | 0.00 | 0.00 | 0.00 | 0.00 | 0.00 | 0.00 | 0.00 | 0.00 | 0.00 | 0.00 | 0.00 | 0.00 | 0.00 | 0.00 |
| Sub-total, II. Automatic Appropriations | | 64,438,000.00 | 4,143,767.00 | 68,581,767.00 | 68,581,767.00 | 0.00 | (4,468,277.87) | 4,468,277.87 | 68,581,767.00 | 15,781,423.87 | 16,279,152.01 | 19,325,013.88 | 16,856,445.88 | 68,242,035.64 | 15,487,072.88 | 16,554,544.02 | 17,491,526.60 | 18,579,606.24 | 68,112,749.74 | 0.00 | 339,731.36 | 129,285.90 | 0.00 |
| PS | | 64,438,000.00 | 4,143,767.00 | 68,581,767.00 | 68,581,767.00 | 0.00 | (4,468,277.87) | 4,468,277.87 | 68,581,767.00 | 15,781,423.87 | 16,279,152.01 | 19,325,013.88 | 16,856,445.88 | 68,242,035.64 | 15,487,072.88 | 16,554,544.02 | 17,491,526.60 | 18,579,606.24 | 68,112,749.74 | 0.00 | 339,731.36 | 129,285.90 | 0.00 |
| MOOE | | 0.00 | 0.00 | 0.00 | 0.00 | 0.00 | 0.00 | 0.00 | 0.00 | 0.00 | 0.00 | 0.00 | 0.00 | 0.00 | 0.00 | 0.00 | 0.00 | 0.00 | 0.00 | 0.00 | 0.00 | 0.00 | 0.00 |
| FinEx | | 0.00 | 0.00 | 0.00 | 0.00 | 0.00 | 0.00 | 0.00 | 0.00 | 0.00 | 0.00 | 0.00 | 0.00 | 0.00 | 0.00 | 0.00 | 0.00 | 0.00 | 0.00 | 0.00 | 0.00 | 0.00 | 0.00 |
| CO | | 0.00 | 0.00 | 0.00 | 0.00 | 0.00 | 0.00 | 0.00 | 0.00 | 0.00 | 0.00 | 0.00 | 0.00 | 0.00 | 0.00 | 0.00 | 0.00 | 0.00 | 0.00 | 0.00 | 0.00 | 0.00 | 0.00 |
| III. Special Purpose Fund | | 0.00 | 103,415,659.00 | 103,415,659.00 | 0.00 | 103,415,659.00 | (62,881,340.90) | 62,881,340.90 | 103,415,659.00 | 7,415,124.64 | 5,298,075.31 | 19,280,278.20 | 71,016,118.38 | 103,009,596.53 | 7,415,124.64 | 5,298,075.31 | 17,997,411.29 | 71,991,088.52 | 102,701,699.76 | 0.00 | 406,062.47 | 307,896.66 | 0.11 |
| General Management and Supervision | 100000100001000 | 0.00 | 103,415,659.00 | 103,415,659.00 | 0.00 | 103,415,659.00 | (62,881,340.90) | 62,881,340.90 | 103,415,659.00 | 7,415,124.64 | 5,298,075.31 | 19,280,278.20 | 71,016,118.38 | 103,009,596.53 | 7,415,124.64 | 5,298,075.31 | 17,997,411.29 | 71,991,088.52 | 102,701,699.76 | 0.00 | 406,062.47 | 307,896.66 | 0.11 |
| PS | | 0.00 | 103,415,659.00 | 103,415,659.00 | 0.00 | 103,415,659.00 | (62,881,340.90) | 62,881,340.90 | 103,415,659.00 | 7,415,124.64 | 5,298,075.31 | 19,280,278.20 | 71,016,118.38 | 103,009,596.53 | 7,415,124.64 | 5,298,075.31 | 17,997,411.29 | 71,991,088.52 | 102,701,699.76 | 0.00 | 406,062.47 | 307,896.66 | 0.11 |
| Sub-total | | 0.00 | 103,415,659.00 | 103,415,659.00 | 0.00 | 103,415,659.00 | (62,881,340.90) | 62,881,340.90 | 103,415,659.00 | 7,415,124.64 | 5,298,075.31 | 19,280,278.20 | 71,016,118.38 | 103,009,596.53 | 7,415,124.64 | 5,298,075.31 | 17,997,411.29 | 71,991,088.52 | 102,701,699.76 | 0.00 | 406,062.47 | 307,896.66 | 0.11 |
| PS | | 0.00 | 103,415,659.00 | 103,415,659.00 | 0.00 | 103,415,659.00 | (62,881,340.90) | 62,881,340.90 | 103,415,659.00 | 7,415,124.64 | 5,298,075.31 | 19,280,278.20 | 71,016,118.38 | 103,009,596.53 | 7,415,124.64 | 5,298,075.31 | 17,997,411.29 | 71,991,088.52 | 102,701,699.76 | 0.00 | 406,062.47 | 307,896.66 | 0.11 |
| MOOE | | 0.00 | 0.00 | 0.00 | 0.00 | 0.00 | 0.00 | 0.00 | 0.00 | 0.00 | 0.00 | 0.00 | 0.00 | 0.00 | 0.00 | 0.00 | 0.00 | 0.00 | 0.00 | 0.00 | 0.00 | 0.00 | 0.00 |
| FinEx | | 0.00 | 0.00 | 0.00 | 0.00 | 0.00 | 0.00 | 0.00 | 0.00 | 0.00 | 0.00 | 0.00 | 0.00 | 0.00 | 0.00 | 0.00 | 0.00 | 0.00 | 0.00 | 0.00 | 0.00 | 0.00 | 0.00 |
| CO | | 0.00 | 0.00 | 0.00 | 0.00 | 0.00 | 0.00 | 0.00 | 0.00 | 0.00 | 0.00 | 0.00 | 0.00 | 0.00 | 0.00 | 0.00 | 0.00 | 0.00 | 0.00 | 0.00 | 0.00 | 0.00 | 0.00 |
| Sub-total, III. Special Purpose Fund | | 0.00 | 103,415,659.00 | 103,415,659.00 | 0.00 | 103,415,659.00 | (62,881,340.90) | 62,881,340.90 | 103,415,659.00 | 7,415,124.64 | 5,298,075.31 | 19,280,278.20 | 71,016,118.38 | 103,009,596.53 | 7,415,124.64 | 5,298,075.31 | 17,997,411.29 | 71,991,088.52 | 102,701,699.76 | 0.00 | 406,062.47 | 307,896.66 | 0.11 |
| PS | | 0.00 | 103,415,659.00 | 103,415,659.00 | 0.00 | 103,415,659.00 | (62,881,340.90) | 62,881,340.90 | 103,415,659.00 | 7,415,124.64 | 5,298,075.31 | 19,280,278.20 | 71,016,118.38 | 103,009,596.53 | 7,415,124.64 | 5,298,075.31 | 17,997,411.29 | 71,991,088.52 | 102,701,699.76 | 0.00 | 406,062.47 | 307,896.66 | 0.11 |
| MOOE | | 0.00 | 0.00 | 0.00 | 0.00 | 0.00 | 0.00 | 0.00 | 0.00 | 0.00 | 0.00 | 0.00 | 0.00 | 0.00 | 0.00 | 0.00 | 0.00 | 0.00 | 0.00 | 0.00 | 0.00 | 0.00 | 0.00 |
| FinEx | | 0.00 | 0.00 | 0.00 | 0.00 | 0.00 | 0.00 | 0.00 | 0.00 | 0.00 | 0.00 | 0.00 | 0.00 | 0.00 | 0.00 | 0.00 | 0.00 | 0.00 | 0.00 | 0.00 | 0.00 | 0.00 | 0.00 |
| CO | | 0.00 | 0.00 | 0.00 | 0.00 | 0.00 | 0.00 | 0.00 | 0.00 | 0.00 | 0.00 | 0.00 | 0.00 | 0.00 | 0.00 | 0.00 | 0.00 | 0.00 | 0.00 | 0.00 | 0.00 | 0.00 | 0.00 |
| GRAND TOTAL | | 563,532,000.00 | 107,559,426.00 | 671,091,426.00 | 5,567,675,767.00 | 103,415,659.00 | (148,963,505.51) | 148,963,505.51 | 6,711,091,426.00 | 427,809,463.61 | 435,929,401.99 | 356,813,277.12 | 426,866,381.31 | 6,547,418,524.03 | 298,655,401.14 | 485,524,147.68 | 359,174,056.22 | 482,345,276.10 | 6,625,698,881.14 | 0.00 | 23,672,901.97 | 13,427,827.01 | 8,292,015.88 |
| PS | | 819,882,000.00 | 151,453,212.21 | 971,335,212.21 | 824,025,767.00 | 147,309,445.21 | (117,328,656.98) | 117,328,656.98 | 971,335,212.21 | 179,812,123.40 | 242,217,241.58 | 223,530,360.13 | 324,125,683.80 | 969,685,408.91 | 176,060,044.80 | 242,655,820.36 | 215,882,430.66 | 334,103,104.05 | 968,701,389.87 | 0.00 | 1,849,803.30 | 984,008.93 | 0.11 |
| MOOE | | 637,515,000.00 | (55,201,286.21) | 582,313,713.79 | 637,515,000.00 | (55,201,286.21) | (17,789,799.53) | 17,789,799.53 | 582,313,713.79 | 202,786,450.12 | 138,429,689.41 | 127,395,923.99 | 93,760,167.96 | 562,372,231.48 | 118,702,691.25 | 163,077,380.32 | 132,802,549.56 | 127,234,746.50 | 541,817,367.63 | 0.00 | 19,941,482.31 | 12,264,218.08 | 8,290,545.77 |
| FINEX | | 0.00 | 0.00 | 0.00 | 0.00 | 0.00 | 0.00 | 0.00 | 0.00 | 0.00 | 0.00 | 0.00 | 0.00 | 0.00 | 0.00 | 0.00 | 0.00 | 0.00 | 0.00 | 0.00 | 0.00 | 0.00 | 0.00 |
| CO | | 106,135,000.00 | 11,307,500.00 | 117,442,500.00 | 106,135,000.00 | 11,307,500.00 | (13,845,050.00) | 13,845,050.00 | 117,442,500.00 | 45,210,890.09 | 55,282,471.00 | 5,886,993.00 | 8,98 | | | | | | | | | | |



STATEMENT OF APPROPRIATIONS, ALLOTMENTS, OBLIGATIONS, DISBURSEMENTS AND BALANCES
As at the Quarter Ending December 31, 2024

Department : Department of Environment and Natural Resources (DENR)
 Agency/Entity : Mines and Geosciences Bureau
 Region : ALL
 Division : ALL
 Operating Unit : ALL
 Fund Cluster : 03 - Special Account - Locally Funded/Domestic Grants Fund
 (e.g. UACS Fund Cluster: 01-Regular Agency Fund, 02-Foreign Assisted Projects Fund, 03-Special Account-Locally Funded/Domestic Grants Fund, and 04-Special Account-Foreign Assisted/Foreign Grants Fund)

X Current Year Appropriations
 Supplemental Appropriations
 Continuing Appropriations

| Particulars | UACS CODE | Appropriations | | Allotments | | Current Year Obligations | | | | | Current Year Disbursements | | | | | Balances | | | | | | | |
|---|-----------------|---------------------------|--|-------------------------|---------------------|---|-----------------|---------------|---------------------------|-----------------------------|----------------------------|---------------------------------|--------------------------------|------------------|-----------------------------|----------------------------|---------------------------------|--------------------------------|------------------|---------------------------|------------------------|------------------------------------|---------------|
| | | Authorized Appropriations | Adjustment (Transfer To/From, Modifications/Augmentations) | Adjusted Appropriations | Allotments Received | Adjustment (Reductions/Modifications/Augmentations) | Transfer To | Transfer From | Adjusted Total Allotments | 1st Quarter Ending March 31 | 2nd Quarter Ending June 30 | 3rd Quarter Ending September 30 | 4th Quarter Ending December 31 | Total | 1st Quarter Ending March 31 | 2nd Quarter Ending June 30 | 3rd Quarter Ending September 30 | 4th Quarter Ending December 31 | Total | Unreleased Appropriations | Unobligated Allotments | Unpaid Obligations (15-20)=(23+24) | |
| 1 | 2 | 3 | 4 | 5=(3+4) | 6 | 7 | 8 | 9 | 10=[(6+(-)7)-8+9] | 11 | 12 | 13 | 14 | 15=(11+12+13+14) | 16 | 17 | 18 | 19 | 20=(16+17+18+19) | 21=(5-10) | 22=(10-15) | 23 | 24 |
| II. Automatic Appropriations | | 147,000,000.00 | 0.00 | 147,000,000.00 | 147,000,000.00 | 0.00 | (41,326,344.64) | 41,326,344.64 | 147,000,000.00 | 35,407,898.16 | 26,827,064.28 | 14,545,950.87 | 53,237,352.07 | 130,018,265.38 | 4,386,132.26 | 41,222,378.00 | 20,646,787.77 | 26,284,804.11 | 92,540,102.14 | 0.00 | 16,981,734.62 | 18,346,855.34 | 19,131,307.90 |
| Mineral Resources Development | 310200100001000 | 147,000,000.00 | 0.00 | 147,000,000.00 | 147,000,000.00 | 0.00 | (41,326,344.64) | 41,326,344.64 | 147,000,000.00 | 35,407,898.16 | 26,827,064.28 | 14,545,950.87 | 53,237,352.07 | 130,018,265.38 | 4,386,132.26 | 41,222,378.00 | 20,646,787.77 | 26,284,804.11 | 92,540,102.14 | 0.00 | 16,981,734.62 | 18,346,855.34 | 19,131,307.90 |
| MOOE | | 86,819,000.00 | 0.00 | 86,819,000.00 | 86,819,000.00 | 0.00 | (41,326,344.64) | 41,326,344.64 | 86,819,000.00 | 6,105,148.16 | 23,619,064.28 | 14,545,950.87 | 34,140,453.07 | 78,410,616.38 | 4,386,132.26 | 15,669,628.00 | 16,946,664.87 | 23,026,927.01 | 60,029,352.14 | 0.00 | 8,408,383.62 | 18,346,855.34 | 34,408.90 |
| CO | | 60,181,000.00 | 0.00 | 60,181,000.00 | 60,181,000.00 | 0.00 | 0.00 | 0.00 | 60,181,000.00 | 29,302,750.00 | 3,208,000.00 | 0.00 | 19,096,899.00 | 51,607,649.00 | 0.00 | 25,552,750.00 | 3,700,122.90 | 3,257,877.10 | 32,510,750.00 | 0.00 | 8,573,351.00 | 0.00 | 19,096,899.00 |
| Sub-total | | 147,000,000.00 | 0.00 | 147,000,000.00 | 147,000,000.00 | 0.00 | (41,326,344.64) | 41,326,344.64 | 147,000,000.00 | 35,407,898.16 | 26,827,064.28 | 14,545,950.87 | 53,237,352.07 | 130,018,265.38 | 4,386,132.26 | 41,222,378.00 | 20,646,787.77 | 26,284,804.11 | 92,540,102.14 | 0.00 | 16,981,734.62 | 18,346,855.34 | 19,131,307.90 |
| PS | | 0.00 | 0.00 | 0.00 | 0.00 | 0.00 | 0.00 | 0.00 | 0.00 | 0.00 | 0.00 | 0.00 | 0.00 | 0.00 | 0.00 | 0.00 | 0.00 | 0.00 | 0.00 | 0.00 | 0.00 | 0.00 | 0.00 |
| MOOE | | 86,819,000.00 | 0.00 | 86,819,000.00 | 86,819,000.00 | 0.00 | (41,326,344.64) | 41,326,344.64 | 86,819,000.00 | 6,105,148.16 | 23,619,064.28 | 14,545,950.87 | 34,140,453.07 | 78,410,616.38 | 4,386,132.26 | 15,669,628.00 | 16,946,664.87 | 23,026,927.01 | 60,029,352.14 | 0.00 | 8,408,383.62 | 18,346,855.34 | 34,408.90 |
| FinEx | | 0.00 | 0.00 | 0.00 | 0.00 | 0.00 | 0.00 | 0.00 | 0.00 | 0.00 | 0.00 | 0.00 | 0.00 | 0.00 | 0.00 | 0.00 | 0.00 | 0.00 | 0.00 | 0.00 | 0.00 | 0.00 | 0.00 |
| CO | | 60,181,000.00 | 0.00 | 60,181,000.00 | 60,181,000.00 | 0.00 | 0.00 | 0.00 | 60,181,000.00 | 29,302,750.00 | 3,208,000.00 | 0.00 | 19,096,899.00 | 51,607,649.00 | 0.00 | 25,552,750.00 | 3,700,122.90 | 3,257,877.10 | 32,510,750.00 | 0.00 | 8,573,351.00 | 0.00 | 19,096,899.00 |
| Sub-total, II. Automatic Appropriations | | 147,000,000.00 | 0.00 | 147,000,000.00 | 147,000,000.00 | 0.00 | (41,326,344.64) | 41,326,344.64 | 147,000,000.00 | 35,407,898.16 | 26,827,064.28 | 14,545,950.87 | 53,237,352.07 | 130,018,265.38 | 4,386,132.26 | 41,222,378.00 | 20,646,787.77 | 26,284,804.11 | 92,540,102.14 | 0.00 | 16,981,734.62 | 18,346,855.34 | 19,131,307.90 |
| PS | | 0.00 | 0.00 | 0.00 | 0.00 | 0.00 | 0.00 | 0.00 | 0.00 | 0.00 | 0.00 | 0.00 | 0.00 | 0.00 | 0.00 | 0.00 | 0.00 | 0.00 | 0.00 | 0.00 | 0.00 | 0.00 | 0.00 |
| MOOE | | 86,819,000.00 | 0.00 | 86,819,000.00 | 86,819,000.00 | 0.00 | (41,326,344.64) | 41,326,344.64 | 86,819,000.00 | 6,105,148.16 | 23,619,064.28 | 14,545,950.87 | 34,140,453.07 | 78,410,616.38 | 4,386,132.26 | 15,669,628.00 | 16,946,664.87 | 23,026,927.01 | 60,029,352.14 | 0.00 | 8,408,383.62 | 18,346,855.34 | 34,408.90 |
| FinEx | | 0.00 | 0.00 | 0.00 | 0.00 | 0.00 | 0.00 | 0.00 | 0.00 | 0.00 | 0.00 | 0.00 | 0.00 | 0.00 | 0.00 | 0.00 | 0.00 | 0.00 | 0.00 | 0.00 | 0.00 | 0.00 | 0.00 |
| CO | | 60,181,000.00 | 0.00 | 60,181,000.00 | 60,181,000.00 | 0.00 | 0.00 | 0.00 | 60,181,000.00 | 29,302,750.00 | 3,208,000.00 | 0.00 | 19,096,899.00 | 51,607,649.00 | 0.00 | 25,552,750.00 | 3,700,122.90 | 3,257,877.10 | 32,510,750.00 | 0.00 | 8,573,351.00 | 0.00 | 19,096,899.00 |
| GRAND TOTAL | | 147,000,000.00 | 0.00 | 147,000,000.00 | 147,000,000.00 | 0.00 | (41,326,344.64) | 41,326,344.64 | 147,000,000.00 | 35,407,898.16 | 26,827,064.28 | 14,545,950.87 | 53,237,352.07 | 130,018,265.38 | 4,386,132.26 | 41,222,378.00 | 20,646,787.77 | 26,284,804.11 | 92,540,102.14 | 0.00 | 16,981,734.62 | 18,346,855.34 | 19,131,307.90 |
| PS | | 0.00 | 0.00 | 0.00 | 0.00 | 0.00 | 0.00 | 0.00 | 0.00 | 0.00 | 0.00 | 0.00 | 0.00 | 0.00 | 0.00 | 0.00 | 0.00 | 0.00 | 0.00 | 0.00 | 0.00 | 0.00 | 0.00 |
| MOOE | | 86,819,000.00 | 0.00 | 86,819,000.00 | 86,819,000.00 | 0.00 | (41,326,344.64) | 41,326,344.64 | 86,819,000.00 | 6,105,148.16 | 23,619,064.28 | 14,545,950.87 | 34,140,453.07 | 78,410,616.38 | 4,386,132.26 | 15,669,628.00 | 16,946,664.87 | 23,026,927.01 | 60,029,352.14 | 0.00 | 8,408,383.62 | 18,346,855.34 | 34,408.90 |
| FINEX | | 0.00 | 0.00 | 0.00 | 0.00 | 0.00 | 0.00 | 0.00 | 0.00 | 0.00 | 0.00 | 0.00 | 0.00 | 0.00 | 0.00 | 0.00 | 0.00 | 0.00 | 0.00 | 0.00 | 0.00 | 0.00 | 0.00 |
| CO | | 60,181,000.00 | 0.00 | 60,181,000.00 | 60,181,000.00 | 0.00 | 0.00 | 0.00 | 60,181,000.00 | 29,302,750.00 | 3,208,000.00 | 0.00 | 19,096,899.00 | 51,607,649.00 | 0.00 | 25,552,750.00 | 3,700,122.90 | 3,257,877.10 | 32,510,750.00 | 0.00 | 8,573,351.00 | 0.00 | 19,096,899.00 |

This report was generated using the Unified Reporting System (URS) on January 30, 2025 5:07 PM

Certified Correct:

DARIA K. MALINAO
Chief, Budget Section

Certified Correct:

SHANYLALE G. DIONISIO
Chief, Accounting Section

Recommending Approval:

GLORIA D. MENDOZA
Chief, Financial and Management Division

Approved By:

MICHAEL V. CABALDA
Assistant Secretary for Mining Concerns
and concurrent OIC, Director

STATEMENT OF APPROPRIATIONS, ALLOTMENTS, OBLIGATIONS, DISBURSEMENTS AND BALANCES
As at the Quarter Ending December 31, 2024




| | |
|-------------------------------------|-----------------------------|
| <input type="checkbox"/> | Current Year Appropriations |
| <input type="checkbox"/> | Supplemental Appropriations |
| <input checked="" type="checkbox"/> | Continuing Appropriations |

Department : Department of Environment and Natural Resources (DENR)
 Agency/Entity : Mines and Geosciences Bureau
 Region : ALL
 Division : ALL
 Operating Unit : ALL
 Organization Code (UACS) : ALL
 Fund Cluster : 01 - Regular Agency Fund
 (e.g. UACS Fund Cluster: 01-Regular Agency Fund, 02-Foreign Assisted Projects Fund, 03-Special Account-Locally Funded/Domestic Grants Fund, and 04-Special Account-Foreign Assisted/Foreign Grants Fund)

| Particulars | UACS CODE | Appropriations | | | Allotments | | | | | | | Current Year Obligations | | | | | Current Year Disbursements | | | | | Balances | | | |
|--|-----------------|---------------------------|--|-------------------------|---------------------|--------------|--|----------------|---------------|---------------------------|-----------------------------|----------------------------|---------------------------------|--------------------------------|------------------|-----------------------------|----------------------------|---------------------------------|--------------------------------|------------------|---------------------------|------------------------|------------------------------------|----------------------------|------|
| | | Authorized Appropriations | Adjustments (Transfer To/From, Modifications/ Augmentations) | Adjusted Appropriations | Allotments Received | | Adjustments (Reductions, Modifications/ Augmentations) | Transfer To | Transfer From | Adjusted Total Allotments | 1st Quarter Ending March 31 | 2nd Quarter Ending June 30 | 3rd Quarter Ending September 30 | 4th Quarter Ending December 31 | TOTAL | 1st Quarter Ending March 31 | 2nd Quarter Ending June 30 | 3rd Quarter Ending September 30 | 4th Quarter Ending December 31 | TOTAL | "Unused Fund" | | Unpaid Obligations (16-21)=(24+25) | | |
| | | | | | SARO | Unobligated | | | | | | | | | | | | | | | Unreleased Appropriations | Unobligated Allotments | Due and Demandable | Not Yet Due and Demandable | |
| 1 | 2 | 3 | 4 | 5=(3+4) | 6 | 7 | 8 | 9 | 10 | 11=(6+7)-(8)-9 | 12 | 13 | 14 | 15 | 16=(12+13+14+15) | 17 | 18 | 19 | 20 | 21=(17+18+19+20) | 22=(5-11) | 23=(11-16) | 24 | 25 | |
| I. Continuing Appropriations | | 0.00 | 0.00 | 0.00 | 0.00 | 7,782,875.71 | 0.00 | (1,329,557.06) | 1,329,557.06 | 7,782,875.71 | 62,884.80 | 2,628,062.50 | 4,279,829.43 | 727,363.45 | 7,698,140.18 | 0.00 | 406,105.97 | 5,148,995.02 | 2,105,755.12 | 7,660,856.10 | 0.00 | 84,735.53 | 37,284.07 | 0.00 | |
| Unobligated Allotment | | 0.00 | 0.00 | 0.00 | 0.00 | 7,782,875.71 | 0.00 | (1,329,557.06) | 1,329,557.06 | 7,782,875.71 | 62,884.80 | 2,628,062.50 | 4,279,829.43 | 727,363.45 | 7,698,140.18 | 0.00 | 406,105.97 | 5,148,995.02 | 2,105,755.12 | 7,660,856.10 | 0.00 | 84,735.53 | 37,284.07 | 0.00 | |
| I. Agency Specific Budget | | 0.00 | 0.00 | 0.00 | 0.00 | 7,782,875.71 | 0.00 | (1,329,557.06) | 1,329,557.06 | 7,782,875.71 | 62,884.80 | 2,628,062.50 | 4,279,829.43 | 727,363.45 | 7,698,140.18 | 0.00 | 406,105.97 | 5,148,995.02 | 2,105,755.12 | 7,660,856.10 | 0.00 | 84,735.53 | 37,284.07 | 0.00 | |
| General Administration and Support | | 0.00 | 0.00 | 0.00 | 0.00 | 1,078,892.87 | 0.00 | (401,168.70) | 401,168.70 | 1,078,892.87 | 62,884.80 | 69,920.12 | 914,501.99 | 23,577.08 | 1,070,883.99 | 0.00 | 40,936.65 | 725,936.42 | 289,691.02 | 1,056,564.09 | 0.00 | 8,008.88 | 14,319.90 | 0.00 | |
| General Management and Supervision | 100000100001000 | 0.00 | 0.00 | 0.00 | 0.00 | 811,161.93 | 0.00 | (401,168.70) | 401,168.70 | 811,161.93 | 0.00 | 11,805.18 | 788,732.39 | 7,677.25 | 808,214.82 | 0.00 | 0.00 | 585,048.97 | 208,845.95 | 793,894.92 | 0.00 | 2,947.11 | 14,319.90 | 0.00 | |
| MOOE | | 0.00 | 0.00 | 0.00 | 0.00 | 811,161.93 | 0.00 | (401,168.70) | 401,168.70 | 811,161.93 | 0.00 | 11,805.18 | 788,732.39 | 7,677.25 | 808,214.82 | 0.00 | 0.00 | 585,048.97 | 208,845.95 | 793,894.92 | 0.00 | 2,947.11 | 14,319.90 | 0.00 | |
| Human Resource Development | 100000100002000 | 0.00 | 0.00 | 0.00 | 0.00 | 267,730.94 | 0.00 | 0.00 | 0.00 | 267,730.94 | 62,884.80 | 58,114.94 | 125,769.60 | 15,899.83 | 262,669.17 | 0.00 | 40,936.65 | 140,887.45 | 80,845.07 | 262,669.17 | 0.00 | 5,061.77 | 0.00 | 0.00 | |
| MOOE | | 0.00 | 0.00 | 0.00 | 0.00 | 267,730.94 | 0.00 | 0.00 | 0.00 | 267,730.94 | 62,884.80 | 58,114.94 | 125,769.60 | 15,899.83 | 262,669.17 | 0.00 | 40,936.65 | 140,887.45 | 80,845.07 | 262,669.17 | 0.00 | 5,061.77 | 0.00 | 0.00 | |
| Sub-total, General Administration and Support | | 0.00 | 0.00 | 0.00 | 0.00 | 1,078,892.87 | 0.00 | (401,168.70) | 401,168.70 | 1,078,892.87 | 62,884.80 | 69,920.12 | 914,501.99 | 23,577.08 | 1,070,883.99 | 0.00 | 40,936.65 | 725,936.42 | 289,691.02 | 1,056,564.09 | 0.00 | 8,008.88 | 14,319.90 | 0.00 | |
| PS | | 0.00 | 0.00 | 0.00 | 0.00 | 0.00 | 0.00 | 0.00 | 0.00 | 0.00 | 0.00 | 0.00 | 0.00 | 0.00 | 0.00 | 0.00 | 0.00 | 0.00 | 0.00 | 0.00 | 0.00 | 0.00 | 0.00 | 0.00 | 0.00 |
| MOOE | | 0.00 | 0.00 | 0.00 | 0.00 | 1,078,892.87 | 0.00 | (401,168.70) | 401,168.70 | 1,078,892.87 | 62,884.80 | 69,920.12 | 914,501.99 | 23,577.08 | 1,070,883.99 | 0.00 | 40,936.65 | 725,936.42 | 289,691.02 | 1,056,564.09 | 0.00 | 8,008.88 | 14,319.90 | 0.00 | |
| FinEx | | 0.00 | 0.00 | 0.00 | 0.00 | 0.00 | 0.00 | 0.00 | 0.00 | 0.00 | 0.00 | 0.00 | 0.00 | 0.00 | 0.00 | 0.00 | 0.00 | 0.00 | 0.00 | 0.00 | 0.00 | 0.00 | 0.00 | 0.00 | 0.00 |
| CO | | 0.00 | 0.00 | 0.00 | 0.00 | 0.00 | 0.00 | 0.00 | 0.00 | 0.00 | 0.00 | 0.00 | 0.00 | 0.00 | 0.00 | 0.00 | 0.00 | 0.00 | 0.00 | 0.00 | 0.00 | 0.00 | 0.00 | 0.00 | 0.00 |
| Support to Operations | | 0.00 | 0.00 | 0.00 | 0.00 | 1,347,443.52 | 0.00 | 0.00 | 0.00 | 1,347,443.52 | 0.00 | 679,365.77 | 188,376.38 | 427,604.22 | 1,295,336.37 | 0.00 | 365,169.32 | 332,876.01 | 574,326.87 | 1,272,372.20 | 0.00 | 52,107.15 | 22,964.17 | 0.00 | |
| Planning and Policy Formulation | 200000100001000 | 0.00 | 0.00 | 0.00 | 0.00 | 1,002,286.12 | 0.00 | 0.00 | 0.00 | 1,002,286.12 | 0.00 | 451,245.86 | 146,859.38 | 392,573.73 | 990,678.97 | 0.00 | 365,169.32 | 133,773.61 | 468,771.87 | 967,714.80 | 0.00 | 11,607.15 | 22,964.17 | 0.00 | |
| MOOE | | 0.00 | 0.00 | 0.00 | 0.00 | 1,002,286.12 | 0.00 | 0.00 | 0.00 | 1,002,286.12 | 0.00 | 451,245.86 | 146,859.38 | 392,573.73 | 990,678.97 | 0.00 | 365,169.32 | 133,773.61 | 468,771.87 | 967,714.80 | 0.00 | 11,607.15 | 22,964.17 | 0.00 | |
| Mineral Economics, Information and Communication Plan | 200000100002000 | 0.00 | 0.00 | 0.00 | 0.00 | 274,632.89 | 0.00 | 0.00 | 0.00 | 274,632.89 | 0.00 | 157,585.40 | 41,517.00 | 35,030.49 | 234,132.89 | 0.00 | 0.00 | 199,102.40 | 35,030.49 | 234,132.89 | 0.00 | 40,500.00 | 0.00 | 0.00 | |
| MOOE | | 0.00 | 0.00 | 0.00 | 0.00 | 274,632.89 | 0.00 | 0.00 | 0.00 | 274,632.89 | 0.00 | 157,585.40 | 41,517.00 | 35,030.49 | 234,132.89 | 0.00 | 0.00 | 199,102.40 | 35,030.49 | 234,132.89 | 0.00 | 40,500.00 | 0.00 | 0.00 | |
| Research and Development | 200000100003000 | 0.00 | 0.00 | 0.00 | 0.00 | 70,524.51 | 0.00 | 0.00 | 0.00 | 70,524.51 | 0.00 | 70,524.51 | 0.00 | 0.00 | 70,524.51 | 0.00 | 0.00 | 0.00 | 70,524.51 | 70,524.51 | 0.00 | 0.00 | 0.00 | 0.00 | |
| MOOE | | 0.00 | 0.00 | 0.00 | 0.00 | 70,524.51 | 0.00 | 0.00 | 0.00 | 70,524.51 | 0.00 | 70,524.51 | 0.00 | 0.00 | 70,524.51 | 0.00 | 0.00 | 0.00 | 70,524.51 | 70,524.51 | 0.00 | 0.00 | 0.00 | 0.00 | |
| Sub-total, Support to Operations | | 0.00 | 0.00 | 0.00 | 0.00 | 1,347,443.52 | 0.00 | 0.00 | 0.00 | 1,347,443.52 | 0.00 | 679,365.77 | 188,376.38 | 427,604.22 | 1,295,336.37 | 0.00 | 365,169.32 | 332,876.01 | 574,326.87 | 1,272,372.20 | 0.00 | 52,107.15 | 22,964.17 | 0.00 | |
| PS | | 0.00 | 0.00 | 0.00 | 0.00 | 0.00 | 0.00 | 0.00 | 0.00 | 0.00 | 0.00 | 0.00 | 0.00 | 0.00 | 0.00 | 0.00 | 0.00 | 0.00 | 0.00 | 0.00 | 0.00 | 0.00 | 0.00 | 0.00 | 0.00 |
| MOOE | | 0.00 | 0.00 | 0.00 | 0.00 | 1,347,443.52 | 0.00 | 0.00 | 0.00 | 1,347,443.52 | 0.00 | 679,365.77 | 188,376.38 | 427,604.22 | 1,295,336.37 | 0.00 | 365,169.32 | 332,876.01 | 574,326.87 | 1,272,372.20 | 0.00 | 52,107.15 | 22,964.17 | 0.00 | |
| FinEx | | 0.00 | 0.00 | 0.00 | 0.00 | 0.00 | 0.00 | 0.00 | 0.00 | 0.00 | 0.00 | 0.00 | 0.00 | 0.00 | 0.00 | 0.00 | 0.00 | 0.00 | 0.00 | 0.00 | 0.00 | 0.00 | 0.00 | 0.00 | 0.00 |
| CO | | 0.00 | 0.00 | 0.00 | 0.00 | 0.00 | 0.00 | 0.00 | 0.00 | 0.00 | 0.00 | 0.00 | 0.00 | 0.00 | 0.00 | 0.00 | 0.00 | 0.00 | 0.00 | 0.00 | 0.00 | 0.00 | 0.00 | 0.00 | 0.00 |
| Operations | | 0.00 | 0.00 | 0.00 | 0.00 | 5,366,539.32 | 0.00 | (928,388.36) | 928,388.36 | 5,366,539.32 | 0.00 | 1,878,786.81 | 3,176,951.06 | 276,182.15 | 5,331,919.82 | 0.00 | 0.00 | 4,090,182.59 | 1,241,737.23 | 5,331,919.82 | 0.00 | 24,619.50 | 0.00 | 0.00 | |
| OO : Natural Resources Sustainably Managed | | 0.00 | 0.00 | 0.00 | 0.00 | 1,422,316.78 | 0.00 | (329,557.06) | 329,557.06 | 1,422,316.78 | 0.00 | 608,786.61 | 624,318.56 | 188,049.52 | 1,421,154.69 | 0.00 | 0.00 | 589,701.22 | 831,453.47 | 1,421,154.69 | 0.00 | 1,162.09 | 0.00 | 0.00 | |
| MINERAL RESOURCES ENFORCEMENT AND REGULATORY PROGRAM | | 0.00 | 0.00 | 0.00 | 0.00 | 338,128.47 | 0.00 | (329,557.06) | 329,557.06 | 338,128.47 | 0.00 | 0.00 | 159,132.00 | 178,061.00 | 337,193.00 | 0.00 | 0.00 | 134,932.00 | 202,261.00 | 337,193.00 | 0.00 | 935.47 | 0.00 | 0.00 | |
| Mineral Regulation Services | 310100100001000 | 0.00 | 0.00 | 0.00 | 0.00 | 338,128.47 | 0.00 | (329,557.06) | 329,557.06 | 338,128.47 | 0.00 | 0.00 | 159,132.00 | 178,061.00 | 337,193.00 | 0.00 | 0.00 | 134,932.00 | 202,261.00 | 337,193.00 | 0.00 | 935.47 | 0.00 | 0.00 | |
| MOOE | | 0.00 | 0.00 | 0.00 | 0.00 | 338,128.47 | 0.00 | (329,557.06) | 329,557.06 | 338,128.47 | 0.00 | 0.00 | 159,132.00 | 178,061.00 | 337,193.00 | 0.00 | 0.00 | 134,932.00 | 202,261.00 | 337,193.00 | 0.00 | 935.47 | 0.00 | 0.00 | |
| MINERAL RESOURCES AND GEOSCIENCES DEVELOPMENT PROGRAM | | 0.00 | 0.00 | 0.00 | 0.00 | 1,084,188.31 | 0.00 | 0.00 | 0.00 | 1,084,188.31 | 0.00 | 608,786.61 | 465,186.56 | 9,988.52 | 1,083,961.69 | 0.00 | 0.00 | 454,769.22 | 629,192.47 | 1,083,961.69 | 0.00 | 226.62 | 0.00 | 0.00 | |
| Mineral Resources Development | 310200100001000 | 0.00 | 0.00 | 0.00 | 0.00 | 1,084,188.31 | 0.00 | 0.00 | 0.00 | 1,084,188.31 | 0.00 | 608,786.61 | 465,186.56 | 9,988.52 | 1,083,961.69 | 0.00 | 0.00 | 454,769.22 | 629,192.47 | 1,083,961.69 | 0.00 | 226.62 | 0.00 | 0.00 | |
| MOOE | | 0.00 | 0.00 | 0.00 | 0.00 | 1,084,188.31 | 0.00 | 0.00 | 0.00 | 1,084,188.31 | 0.00 | 608,786.61 | 465,186.56 | 9,988.52 | 1,083,961.69 | 0.00 | 0.00 | 454,769.22 | 629,192.47 | 1,083,961.69 | 0.00 | 226.62 | 0.00 | 0.00 | |
| OO : Adaptive Capacities of Human Communities and Natural Systems Improved | | 0.00 | 0.00 | 0.00 | 0.00 | 3,934,222.54 | 0.00 | (598,831.30) | 598,831.30 | 3,934,222.54 | 0.00 | 1,270,000.00 | 2,552,632.50 | 88,132.63 | 3,910,765.13 | 0.00 | 0.00 | 3,500,481.37 | 410,283.76 | 3,910,765.13 | 0.00 | 23,457.41 | 0.00 | 0.00 | |
| GEOLOGICAL RISK REDUCTION AND RESILIENCY PROGRAM | | 0.00 | 0.00 | 0.00 | 0.00 | 3,934,222.54 | 0.00 | (598,831.30) | 598,831.30 | 3,934,222.54 | 0.00 | 1,270,000.00 | 2,552,632.50 | 88,132.63 | 3,910,765.13 | 0.00 | 0.00 | 3,500,481.37 | 410,283.76 | 3,910,765.13 | 0.00 | 23,457.41 | 0.00 | 0.00 | |
| Geological Assessment for Risk Reduction and Resiliency | | | | | | | | | | | | | | | | | | | | | | | | | |

| Particulars | UACS CODE | Appropriations | | | Allotments | | | | | | Current Year Obligations | | | | | Current Year Disbursements | | | | | Balances | | | | | |
|---|-----------|---------------------------|--|-------------------------|---------------------|--------------|--|----------------|---------------|---------------------------|-----------------------------|----------------------------|---------------------------------|--------------------------------|--------------|-----------------------------|----------------------------|---------------------------------|--------------------------------|--------------|---------------------------|------------------------|------------------------------------|----------------------------|------|------|
| | | Authorized Appropriations | Adjustments (Transfer To/From, Modifications/ Augmentations) | Adjusted Appropriations | Allotments Received | | Adjustments (Reductions, Modifications/ Augmentations) | Transfer To | Transfer From | Adjusted Total Allotments | 1st Quarter Ending March 31 | 2nd Quarter Ending June 30 | 3rd Quarter Ending September 30 | 4th Quarter Ending December 31 | TOTAL | 1st Quarter Ending March 31 | 2nd Quarter Ending June 30 | 3rd Quarter Ending September 30 | 4th Quarter Ending December 31 | TOTAL | "Unused Fund" | | Unpaid Obligations (16-21)=(24+25) | | | |
| | | | | | SARO | Unobligated | | | | | | | | | | | | | | | Unreleased Appropriations | Unobligated Allotments | Due and Demandable | Not Yet Due and Demandable | | |
| | | | | | 6 | 7 | | | | | | | | | | | | | | | 8 | 9 | 10 | 11=((6+7)-10)-9 | 12 | 13 |
| 1 | 2 | 3 | 4 | 5=(3+4) | 6 | 7 | 8 | 9 | 10 | 11 | 12 | 13 | 14 | 15 | 16 | 17 | 18 | 19 | 20 | 21 | 22 | 22 | 24 | 25 | | |
| Sub-total, Operations | | 0.00 | 0.00 | 0.00 | 0.00 | 5,356,539.32 | 0.00 | (928,388.36) | 928,388.36 | 5,356,539.32 | 0.00 | 1,878,786.61 | 3,176,951.06 | 276,182.15 | 5,331,919.82 | 0.00 | 0.00 | 4,090,182.59 | 1,241,737.23 | 5,331,919.82 | 0.00 | 24,619.50 | 0.00 | 0.00 | | |
| PS | | 0.00 | 0.00 | 0.00 | 0.00 | 0.00 | 0.00 | 0.00 | 0.00 | 0.00 | 0.00 | 0.00 | 0.00 | 0.00 | 0.00 | 0.00 | 0.00 | 0.00 | 0.00 | 0.00 | 0.00 | 0.00 | 0.00 | 0.00 | 0.00 | |
| MOOE | | 0.00 | 0.00 | 0.00 | 0.00 | 4,586,539.32 | 0.00 | (928,388.36) | 928,388.36 | 4,586,539.32 | 0.00 | 1,108,786.61 | 3,176,951.06 | 276,182.15 | 4,561,919.82 | 0.00 | 0.00 | 3,320,182.59 | 1,241,737.23 | 4,561,919.82 | 0.00 | 24,619.50 | 0.00 | 0.00 | 0.00 | |
| FinEx | | 0.00 | 0.00 | 0.00 | 0.00 | 0.00 | 0.00 | 0.00 | 0.00 | 0.00 | 0.00 | 0.00 | 0.00 | 0.00 | 0.00 | 0.00 | 0.00 | 0.00 | 0.00 | 0.00 | 0.00 | 0.00 | 0.00 | 0.00 | 0.00 | |
| CO | | 0.00 | 0.00 | 0.00 | 0.00 | 770,000.00 | 0.00 | 0.00 | 0.00 | 770,000.00 | 0.00 | 770,000.00 | 0.00 | 0.00 | 770,000.00 | 0.00 | 0.00 | 770,000.00 | 0.00 | 770,000.00 | 0.00 | 0.00 | 0.00 | 0.00 | 0.00 | |
| Sub-total, I. Agency Specific Budget | | 0.00 | 0.00 | 0.00 | 0.00 | 7,782,875.71 | 0.00 | (1,329,557.06) | 1,329,557.06 | 7,782,875.71 | 62,884.80 | 2,628,062.50 | 4,279,829.43 | 727,363.45 | 7,698,140.18 | 0.00 | 406,105.97 | 5,148,995.02 | 2,105,755.12 | 7,660,856.10 | 0.00 | 84,735.53 | 37,284.07 | 0.00 | 0.00 | |
| PS | | 0.00 | 0.00 | 0.00 | 0.00 | 0.00 | 0.00 | 0.00 | 0.00 | 0.00 | 0.00 | 0.00 | 0.00 | 0.00 | 0.00 | 0.00 | 0.00 | 0.00 | 0.00 | 0.00 | 0.00 | 0.00 | 0.00 | 0.00 | 0.00 | 0.00 |
| MOOE | | 0.00 | 0.00 | 0.00 | 0.00 | 7,012,875.71 | 0.00 | (1,329,557.06) | 1,329,557.06 | 7,012,875.71 | 62,884.80 | 1,858,062.50 | 4,279,829.43 | 727,363.45 | 6,928,140.18 | 0.00 | 406,105.97 | 4,378,995.02 | 2,105,755.12 | 6,890,856.10 | 0.00 | 84,735.53 | 37,284.07 | 0.00 | 0.00 | |
| FinEx | | 0.00 | 0.00 | 0.00 | 0.00 | 0.00 | 0.00 | 0.00 | 0.00 | 0.00 | 0.00 | 0.00 | 0.00 | 0.00 | 0.00 | 0.00 | 0.00 | 0.00 | 0.00 | 0.00 | 0.00 | 0.00 | 0.00 | 0.00 | 0.00 | 0.00 |
| CO | | 0.00 | 0.00 | 0.00 | 0.00 | 770,000.00 | 0.00 | 0.00 | 0.00 | 770,000.00 | 0.00 | 770,000.00 | 0.00 | 0.00 | 770,000.00 | 0.00 | 0.00 | 770,000.00 | 0.00 | 770,000.00 | 0.00 | 0.00 | 0.00 | 0.00 | 0.00 | 0.00 |
| GRAND TOTAL | | 0.00 | 0.00 | 0.00 | 0.00 | 7,782,875.71 | 0.00 | (1,329,557.06) | 1,329,557.06 | 7,782,875.71 | 62,884.80 | 2,628,062.50 | 4,279,829.43 | 727,363.45 | 7,698,140.18 | 0.00 | 406,105.97 | 5,148,995.02 | 2,105,755.12 | 7,660,856.10 | 0.00 | 84,735.53 | 37,284.07 | 0.00 | 0.00 | |
| PS | | 0.00 | 0.00 | 0.00 | 0.00 | 0.00 | 0.00 | 0.00 | 0.00 | 0.00 | 0.00 | 0.00 | 0.00 | 0.00 | 0.00 | 0.00 | 0.00 | 0.00 | 0.00 | 0.00 | 0.00 | 0.00 | 0.00 | 0.00 | 0.00 | 0.00 |
| MOOE | | 0.00 | 0.00 | 0.00 | 0.00 | 7,012,875.71 | 0.00 | (1,329,557.06) | 1,329,557.06 | 7,012,875.71 | 62,884.80 | 1,858,062.50 | 4,279,829.43 | 727,363.45 | 6,928,140.18 | 0.00 | 406,105.97 | 4,378,995.02 | 2,105,755.12 | 6,890,856.10 | 0.00 | 84,735.53 | 37,284.07 | 0.00 | 0.00 | |
| FINEX | | 0.00 | 0.00 | 0.00 | 0.00 | 0.00 | 0.00 | 0.00 | 0.00 | 0.00 | 0.00 | 0.00 | 0.00 | 0.00 | 0.00 | 0.00 | 0.00 | 0.00 | 0.00 | 0.00 | 0.00 | 0.00 | 0.00 | 0.00 | 0.00 | 0.00 |
| CO | | 0.00 | 0.00 | 0.00 | 0.00 | 770,000.00 | 0.00 | 0.00 | 0.00 | 770,000.00 | 0.00 | 770,000.00 | 0.00 | 0.00 | 770,000.00 | 0.00 | 0.00 | 770,000.00 | 0.00 | 770,000.00 | 0.00 | 0.00 | 0.00 | 0.00 | 0.00 | 0.00 |
| Recapitulation by OO: | | | | | | | | | | | | | | | | | | | | | | | | | | |
| Unobligated Allotment | | 0.00 | 0.00 | 0.00 | 0.00 | 5,356,539.32 | 0.00 | (928,388.36) | 928,388.36 | 5,356,539.32 | 0.00 | 1,878,786.61 | 3,176,951.06 | 276,182.15 | 5,331,919.82 | 0.00 | 0.00 | 4,090,182.59 | 1,241,737.23 | 5,331,919.82 | 0.00 | 24,619.50 | 0.00 | 0.00 | 0.00 | |
| MINERAL RESOURCES ENFORCEMENT AND REGULATORY PROGRAM | | 0.00 | 0.00 | 0.00 | 0.00 | 338,128.47 | 0.00 | (329,557.06) | 329,557.06 | 338,128.47 | 0.00 | 0.00 | 159,132.00 | 178,061.00 | 337,193.00 | 0.00 | 0.00 | 134,932.00 | 202,261.00 | 337,193.00 | 0.00 | 935.47 | 0.00 | 0.00 | 0.00 | |
| MINERAL RESOURCES AND GEOSCIENCES DEVELOPMENT PROGRAM | | 0.00 | 0.00 | 0.00 | 0.00 | 1,084,188.31 | 0.00 | 0.00 | 0.00 | 1,084,188.31 | 0.00 | 608,786.61 | 465,186.56 | 9,988.52 | 1,083,961.69 | 0.00 | 0.00 | 454,769.22 | 629,192.47 | 1,083,961.69 | 0.00 | 226.52 | 0.00 | 0.00 | 0.00 | |
| GEOLOGICAL RISK REDUCTION AND RESILIENCY PROGRAM | | 0.00 | 0.00 | 0.00 | 0.00 | 3,934,222.54 | 0.00 | (598,831.30) | 598,831.30 | 3,934,222.54 | 0.00 | 1,270,000.00 | 2,552,632.50 | 88,132.63 | 3,910,765.13 | 0.00 | 0.00 | 3,500,481.37 | 410,283.76 | 3,910,765.13 | 0.00 | 23,457.41 | 0.00 | 0.00 | 0.00 | |


Certified Correct:


DARIA K. MALINAO
Chief, Budget Section


Certified Correct:


SHANYLALE G. DIONISIO
Chief, Accounting Section

Recommending Approval:


GLORIA D. MENDOZA
Chief, Financial and Management Division

Approved By:


MICHAEL V. CABALDA
Assistant Secretary for Mining Concerns
and concurrent OIC Director, MGB

STATEMENT OF APPROPRIATIONS, ALLOTMENTS, OBLIGATIONS, DISBURSEMENTS AND BALANCES
As at the Quarter Ending December 31, 2024



Department : Department of Environment and Natural Resources (DENR)
 Agency/Entity : Mines and Geosciences Bureau
 Region : ALL
 Division : ALL
 Operating Unit : ALL
 Organization Code : ALL
 Fund Cluster : 03 - Special Account - Locally Funded/Domestic Grants Fund

Current Year Appropriations
 Supplemental Appropriations
 Continuing Appropriations

(e.g. UACS Fund Cluster: 01-Regular Agency Fund, 02-Foreign Assisted Projects Fund, 03-Special Account-Locally Funded/Domestic Grants Fund, and 04-Special Account-Foreign Assisted/Foreign Grants Fund)

| Particulars | UACS CODE | Appropriations | | | Allotments | | | Current Year Obligations | | | | | | | | Current Year Disbursements | | | | | Balances | | | |
|---|-----------------|---------------------------|---|-------------------------|---------------------|-------------|---|--------------------------|---------------|---------------------------|-----------------------------|----------------------------|---------------------------------|--------------------------------|----------------|-----------------------------|----------------------------|---------------------------------|--------------------------------|----------------|---------------------------|------------------------|------------------------------------|----------------------------|
| | | Authorized Appropriations | Adjustments (Transfer To/From, Modifications/Augmentations) | Adjusted Appropriations | Allotments Received | | Adjustments (Reductions, Modifications/Augmentations) | Transfer To | Transfer From | Adjusted Total Allotments | 1st Quarter Ending March 31 | 2nd Quarter Ending June 30 | 3rd Quarter Ending September 30 | 4th Quarter Ending December 31 | TOTAL | 1st Quarter Ending March 31 | 2nd Quarter Ending June 30 | 3rd Quarter Ending September 30 | 4th Quarter Ending December 31 | TOTAL | "Unused Fund" | | Unpaid Obligations (16-21)=(24+25) | |
| | | | | | SARO | Unobligated | | | | | | | | | | | | | | | Unreleased Appropriations | Unobligated Allotments | Due and Demandable | Not Yet Due and Demandable |
| 1 | 2 | 3 | 4 | 5=(3+4) | 6 | 7 | 8 | 9 | 10 | 11=((6+7)-8)-9 | 12 | 13 | 14 | 15 | 16=(12+13+14+) | 17 | 18 | 19 | 20 | 21=(17+18+19+) | 22=(5-11) | 23=(11-16) | 24 | 25 |
| I. Continuing Appropriations | | 0.00 | 0.00 | 0.00 | 0.00 | 949,847.95 | 0.00 | (626,857.58) | 626,857.58 | 949,847.95 | 0.00 | 423,657.58 | 193,703.97 | 304,640.79 | 922,002.34 | 0.00 | 423,657.58 | 193,703.97 | 304,640.79 | 922,002.34 | 0.00 | 27,845.61 | 0.00 | 0.00 |
| Unobligated Allotment | | 0.00 | 0.00 | 0.00 | 0.00 | 949,847.95 | 0.00 | (626,857.58) | 626,857.58 | 949,847.95 | 0.00 | 423,657.58 | 193,703.97 | 304,640.79 | 922,002.34 | 0.00 | 423,657.58 | 193,703.97 | 304,640.79 | 922,002.34 | 0.00 | 27,845.61 | 0.00 | 0.00 |
| I. Agency Specific Budget | | 0.00 | 0.00 | 0.00 | 0.00 | 949,847.95 | 0.00 | (626,857.58) | 626,857.58 | 949,847.95 | 0.00 | 423,657.58 | 193,703.97 | 304,640.79 | 922,002.34 | 0.00 | 423,657.58 | 193,703.97 | 304,640.79 | 922,002.34 | 0.00 | 27,845.61 | 0.00 | 0.00 |
| Operations | | 0.00 | 0.00 | 0.00 | 0.00 | 949,847.95 | 0.00 | (626,857.58) | 626,857.58 | 949,847.95 | 0.00 | 423,657.58 | 193,703.97 | 304,640.79 | 922,002.34 | 0.00 | 423,657.58 | 193,703.97 | 304,640.79 | 922,002.34 | 0.00 | 27,845.61 | 0.00 | 0.00 |
| OO : Natural Resources Sustainably Managed | | 0.00 | 0.00 | 0.00 | 0.00 | 949,847.95 | 0.00 | (626,857.58) | 626,857.58 | 949,847.95 | 0.00 | 423,657.58 | 193,703.97 | 304,640.79 | 922,002.34 | 0.00 | 423,657.58 | 193,703.97 | 304,640.79 | 922,002.34 | 0.00 | 27,845.61 | 0.00 | 0.00 |
| MINERAL RESOURCES AND GEOSCIENCES DEVELOPMENT PROGRAM | | 0.00 | 0.00 | 0.00 | 0.00 | 949,847.95 | 0.00 | (626,857.58) | 626,857.58 | 949,847.95 | 0.00 | 423,657.58 | 193,703.97 | 304,640.79 | 922,002.34 | 0.00 | 423,657.58 | 193,703.97 | 304,640.79 | 922,002.34 | 0.00 | 27,845.61 | 0.00 | 0.00 |
| Mineral Resources Development | 310200100001000 | 0.00 | 0.00 | 0.00 | 0.00 | 949,847.95 | 0.00 | (626,857.58) | 626,857.58 | 949,847.95 | 0.00 | 423,657.58 | 193,703.97 | 304,640.79 | 922,002.34 | 0.00 | 423,657.58 | 193,703.97 | 304,640.79 | 922,002.34 | 0.00 | 27,845.61 | 0.00 | 0.00 |
| MOOE | | 0.00 | 0.00 | 0.00 | 0.00 | 608,584.15 | 0.00 | (296,857.58) | 296,857.58 | 608,584.15 | 0.00 | 296,857.58 | 3,906.95 | 281,440.79 | 582,205.32 | 0.00 | 296,857.58 | 3,906.95 | 281,440.79 | 582,205.32 | 0.00 | 26,378.83 | 0.00 | 0.00 |
| CO | | 0.00 | 0.00 | 0.00 | 0.00 | 341,263.80 | 0.00 | (330,000.00) | 330,000.00 | 341,263.80 | 0.00 | 126,800.00 | 189,797.02 | 23,200.00 | 339,797.02 | 0.00 | 126,800.00 | 189,797.02 | 23,200.00 | 339,797.02 | 0.00 | 1,466.78 | 0.00 | 0.00 |
| Sub-total, Operations | | 0.00 | 0.00 | 0.00 | 0.00 | 949,847.95 | 0.00 | (626,857.58) | 626,857.58 | 949,847.95 | 0.00 | 423,657.58 | 193,703.97 | 304,640.79 | 922,002.34 | 0.00 | 423,657.58 | 193,703.97 | 304,640.79 | 922,002.34 | 0.00 | 27,845.61 | 0.00 | 0.00 |
| PS | | 0.00 | 0.00 | 0.00 | 0.00 | 0.00 | 0.00 | 0.00 | 0.00 | 0.00 | 0.00 | 0.00 | 0.00 | 0.00 | 0.00 | 0.00 | 0.00 | 0.00 | 0.00 | 0.00 | 0.00 | 0.00 | 0.00 | 0.00 |
| MOOE | | 0.00 | 0.00 | 0.00 | 0.00 | 608,584.15 | 0.00 | (296,857.58) | 296,857.58 | 608,584.15 | 0.00 | 296,857.58 | 3,906.95 | 281,440.79 | 582,205.32 | 0.00 | 296,857.58 | 3,906.95 | 281,440.79 | 582,205.32 | 0.00 | 26,378.83 | 0.00 | 0.00 |
| FinEx | | 0.00 | 0.00 | 0.00 | 0.00 | 0.00 | 0.00 | 0.00 | 0.00 | 0.00 | 0.00 | 0.00 | 0.00 | 0.00 | 0.00 | 0.00 | 0.00 | 0.00 | 0.00 | 0.00 | 0.00 | 0.00 | 0.00 | |
| CO | | 0.00 | 0.00 | 0.00 | 0.00 | 341,263.80 | 0.00 | (330,000.00) | 330,000.00 | 341,263.80 | 0.00 | 126,800.00 | 189,797.02 | 23,200.00 | 339,797.02 | 0.00 | 126,800.00 | 189,797.02 | 23,200.00 | 339,797.02 | 0.00 | 1,466.78 | 0.00 | 0.00 |
| Sub-total, I. Agency Specific Budget | | 0.00 | 0.00 | 0.00 | 0.00 | 949,847.95 | 0.00 | (626,857.58) | 626,857.58 | 949,847.95 | 0.00 | 423,657.58 | 193,703.97 | 304,640.79 | 922,002.34 | 0.00 | 423,657.58 | 193,703.97 | 304,640.79 | 922,002.34 | 0.00 | 27,845.61 | 0.00 | 0.00 |
| PS | | 0.00 | 0.00 | 0.00 | 0.00 | 0.00 | 0.00 | 0.00 | 0.00 | 0.00 | 0.00 | 0.00 | 0.00 | 0.00 | 0.00 | 0.00 | 0.00 | 0.00 | 0.00 | 0.00 | 0.00 | 0.00 | 0.00 | |
| MOOE | | 0.00 | 0.00 | 0.00 | 0.00 | 608,584.15 | 0.00 | (296,857.58) | 296,857.58 | 608,584.15 | 0.00 | 296,857.58 | 3,906.95 | 281,440.79 | 582,205.32 | 0.00 | 296,857.58 | 3,906.95 | 281,440.79 | 582,205.32 | 0.00 | 26,378.83 | 0.00 | 0.00 |
| FinEx | | 0.00 | 0.00 | 0.00 | 0.00 | 0.00 | 0.00 | 0.00 | 0.00 | 0.00 | 0.00 | 0.00 | 0.00 | 0.00 | 0.00 | 0.00 | 0.00 | 0.00 | 0.00 | 0.00 | 0.00 | 0.00 | 0.00 | |
| CO | | 0.00 | 0.00 | 0.00 | 0.00 | 341,263.80 | 0.00 | (330,000.00) | 330,000.00 | 341,263.80 | 0.00 | 126,800.00 | 189,797.02 | 23,200.00 | 339,797.02 | 0.00 | 126,800.00 | 189,797.02 | 23,200.00 | 339,797.02 | 0.00 | 1,466.78 | 0.00 | 0.00 |
| GRAND TOTAL | | 0.00 | 0.00 | 0.00 | 0.00 | 949,847.95 | 0.00 | (626,857.58) | 626,857.58 | 949,847.95 | 0.00 | 423,657.58 | 193,703.97 | 304,640.79 | 922,002.34 | 0.00 | 423,657.58 | 193,703.97 | 304,640.79 | 922,002.34 | 0.00 | 27,845.61 | 0.00 | 0.00 |
| PS | | 0.00 | 0.00 | 0.00 | 0.00 | 0.00 | 0.00 | 0.00 | 0.00 | 0.00 | 0.00 | 0.00 | 0.00 | 0.00 | 0.00 | 0.00 | 0.00 | 0.00 | 0.00 | 0.00 | 0.00 | 0.00 | 0.00 | |
| MOOE | | 0.00 | 0.00 | 0.00 | 0.00 | 608,584.15 | 0.00 | (296,857.58) | 296,857.58 | 608,584.15 | 0.00 | 296,857.58 | 3,906.95 | 281,440.79 | 582,205.32 | 0.00 | 296,857.58 | 3,906.95 | 281,440.79 | 582,205.32 | 0.00 | 26,378.83 | 0.00 | 0.00 |
| FINEX | | 0.00 | 0.00 | 0.00 | 0.00 | 0.00 | 0.00 | 0.00 | 0.00 | 0.00 | 0.00 | 0.00 | 0.00 | 0.00 | 0.00 | 0.00 | 0.00 | 0.00 | 0.00 | 0.00 | 0.00 | 0.00 | 0.00 | |
| CO | | 0.00 | 0.00 | 0.00 | 0.00 | 341,263.80 | 0.00 | (330,000.00) | 330,000.00 | 341,263.80 | 0.00 | 126,800.00 | 189,797.02 | 23,200.00 | 339,797.02 | 0.00 | 126,800.00 | 189,797.02 | 23,200.00 | 339,797.02 | 0.00 | 1,466.78 | 0.00 | 0.00 |
| Recapitulation by OO: | | | | | | | | | | | | | | | | | | | | | | | | |
| Unobligated Allotment | | 0.00 | 0.00 | 0.00 | 0.00 | 949,847.95 | 0.00 | (626,857.58) | 626,857.58 | 949,847.95 | 0.00 | 423,657.58 | 193,703.97 | 304,640.79 | 922,002.34 | 0.00 | 423,657.58 | 193,703.97 | 304,640.79 | 922,002.34 | 0.00 | 27,845.61 | 0.00 | 0.00 |
| MINERAL RESOURCES AND GEOSCIENCES DEVELOPMENT PROGRAM | | 0.00 | 0.00 | 0.00 | 0.00 | 949,847.95 | 0.00 | (626,857.58) | 626,857.58 | 949,847.95 | 0.00 | 423,657.58 | 193,703.97 | 304,640.79 | 922,002.34 | 0.00 | 423,657.58 | 193,703.97 | 304,640.79 | 922,002.34 | 0.00 | 27,845.61 | 0.00 | 0.00 |

Certified Correct:

DARIA K. MALINAO
Chief, Budget Section

Certified Correct:

SHANYLALE G. DIONISIO
Chief, Accounting Section

Recommending Approval:

GLORIA D. MENDOZA
Chief, Financial and Management Division

Approved By:

MICHAEL V. CABALDA
Assistant Secretary for Mining Concerns
and concurrent OIC, Director

SUMMARY OF APPROPRIATIONS, ALLOTMENTS, OBLIGATIONS, DISBURSEMENTS AND BALANCES BY OBJECT OF EXPENDITURES
As at the Quarter Ending December 31, 2024



Current Year Appropriations
Supplemental Appropriations
Continuing Appropriations

Department: Department of Environment and Natural Resources (DENR)
Agency/Entity: Mines and Geosciences Bureau
Region: ALL
Division: ALL
Operating Unit: ALL
Fund Cluster: 01 - Regular Agency Fund
(e.g. UACS Fund Cluster: 01-Regular Agency Fund, 02-Foreign Assisted Projects Fund, 03-Special Account-Locally Funded/Domestic Grants Fund, and 04-Special Account-Foreign Assisted/Foreign Grants Fund)

| Particulars | UACS CODE | Appropriations | | | | | Allotments | | | | Current Year Obligations | | | | | Current Year Disbursements | | | | | Balances | | | |
|---|------------|---------------------------|--|-------------------------|---------------------|--|-----------------|---------------|---------------------------|-----------------------------|----------------------------|---------------------------------|--------------------------------|------------------|-----------------------------|----------------------------|---------------------------------|--------------------------------|------------------|---------------------------|------------------------|------------------------------------|--------------|--|
| | | Authorized Appropriations | Adjustments (Transfer (To)/From, Modifications/ Augmentations) | Adjusted Appropriations | Allotments Received | Adjustments (Reductions, Modifications/ Augmentations) | Transfer To | Transfer From | Adjusted Total Allotments | 1st Quarter Ending March 31 | 2nd Quarter Ending June 30 | 3rd Quarter Ending September 30 | 4th Quarter Ending December 31 | Total | 1st Quarter Ending March 31 | 2nd Quarter Ending June 30 | 3rd Quarter Ending September 30 | 4th Quarter Ending December 31 | Total | Unreleased Appropriations | Unobligated Allotments | Unpaid Obligations (15-20)-(23+24) | | |
| 1 | 2 | 3 | 4 | 5=(3+4) | 6 | 7 | 8 | 9 | 10=[(6+(-7))-8+9] | 11 | 12 | 13 | 14 | 15=(11+12+13+14) | 16 | 17 | 18 | 19 | 20=(16+17+18+19) | 21=(5-10) | 22=(10-15) | 23 | 24 | |
| I. Agency Specific Budget | | 1,499,094,000.00 | 0.00 | 1,499,094,000.00 | 1,499,094,000.00 | 0.00 | (81,613,887.74) | 81,613,887.74 | 1,499,094,000.00 | 404,612,915.10 | 414,352,174.67 | 318,207,985.04 | 338,993,817.05 | 1,476,166,891.86 | 275,753,203.62 | 463,671,528.35 | 323,685,118.33 | 391,774,581.34 | 1,454,884,431.64 | 0.00 | 22,927,108.14 | 12,990,444.45 | 8,292,015.77 | |
| Personnel Services | | 755,444,000.00 | 43,893,786.21 | 799,337,786.21 | 755,444,000.00 | 43,893,786.21 | (49,979,038.21) | 49,979,038.21 | 799,337,786.21 | 156,615,574.89 | 220,640,014.26 | 184,925,068.05 | 236,253,119.54 | 798,433,776.74 | 153,157,847.28 | 220,803,201.03 | 180,393,492.76 | 243,532,409.31 | 797,886,950.38 | 0.00 | 904,009.47 | 546,826.36 | 0.00 | |
| Salaries and Wages | | 537,011,000.00 | (11,430,754.82) | 525,580,245.18 | 537,011,000.00 | (11,430,754.82) | (12,360,432.33) | 12,360,432.33 | 525,580,245.18 | 136,411,814.34 | 137,048,954.24 | 144,910,081.04 | 106,705,508.43 | 525,076,358.05 | 133,442,097.98 | 138,414,570.45 | 141,866,567.40 | 110,913,413.80 | 524,836,849.63 | 0.00 | 503,887.13 | 439,708.42 | 0.00 | |
| Salaries and Wages - Regular | 5010101000 | 537,011,000.00 | (11,430,754.82) | 525,580,245.18 | 537,011,000.00 | (11,430,754.82) | (12,360,432.33) | 12,360,432.33 | 525,580,245.18 | 136,411,814.34 | 137,048,954.24 | 144,910,081.04 | 106,705,508.43 | 525,076,358.05 | 133,442,097.98 | 138,414,570.45 | 141,866,567.40 | 110,913,413.80 | 524,636,849.63 | 0.00 | 503,887.13 | 439,708.42 | 0.00 | |
| Basic Salary - Civilian | 5010101001 | 537,011,000.00 | (11,430,754.82) | 525,580,245.18 | 537,011,000.00 | (11,430,754.82) | (12,360,432.33) | 12,360,432.33 | 525,580,245.18 | 136,411,814.34 | 137,048,954.24 | 144,910,081.04 | 106,705,508.43 | 525,076,358.05 | 133,442,097.98 | 138,414,570.45 | 141,866,567.40 | 110,913,413.80 | 524,636,849.63 | 0.00 | 503,887.13 | 439,708.42 | 0.00 | |
| Other Compensation | | 194,866,000.00 | 32,635,744.92 | 227,501,744.92 | 194,866,000.00 | 32,635,744.92 | (35,358,193.08) | 35,358,193.08 | 227,501,744.92 | 15,936,606.80 | 77,496,085.56 | 32,983,745.74 | 100,808,133.23 | 227,224,571.33 | 15,928,312.25 | 75,995,566.01 | 31,776,310.96 | 103,440,117.28 | 227,140,306.50 | 0.00 | 277,173.55 | 84,264.83 | 0.00 | |
| Personal Economic Relief Allowance (PERA) | 5010201000 | 23,016,000.00 | (167,751.63) | 22,848,248.37 | 23,016,000.00 | (167,751.63) | 0.00 | 0.00 | 22,848,248.37 | 5,779,784.86 | 5,946,478.67 | 6,266,630.00 | 4,780,002.63 | 22,772,896.16 | 5,776,490.31 | 5,949,773.22 | 6,224,766.35 | 4,821,866.28 | 22,772,896.16 | 0.00 | 75,352.21 | 0.00 | 0.00 | |
| PERA - Civilian | 5010201001 | 23,016,000.00 | (167,751.63) | 22,848,248.37 | 23,016,000.00 | (167,751.63) | 0.00 | 0.00 | 22,848,248.37 | 5,779,784.86 | 5,946,478.67 | 6,266,630.00 | 4,780,002.63 | 22,772,896.16 | 5,776,490.31 | 5,949,773.22 | 6,224,766.35 | 4,821,866.28 | 22,772,896.16 | 0.00 | 75,352.21 | 0.00 | 0.00 | |
| Representation Allowance (RA) | 5010202000 | 4,854,000.00 | 1,788,486.46 | 6,642,486.46 | 4,854,000.00 | 1,788,486.46 | 0.00 | 0.00 | 6,642,486.46 | 1,601,750.00 | 1,850,250.00 | 1,726,875.00 | 1,480,611.46 | 6,639,486.46 | 1,601,750.00 | 1,804,750.00 | 1,735,375.00 | 1,497,611.46 | 6,639,486.46 | 0.00 | 3,000.00 | 0.00 | 0.00 | |
| Transportation Allowance (TA) | 5010203000 | 4,854,000.00 | 752,426.88 | 5,606,426.88 | 4,854,000.00 | 752,426.88 | 0.00 | 0.00 | 5,606,426.88 | 1,281,750.00 | 1,510,750.00 | 1,563,750.00 | 1,201,976.88 | 5,558,226.88 | 1,281,750.00 | 1,465,250.00 | 1,572,250.00 | 1,238,976.88 | 5,558,226.88 | 0.00 | 48,200.00 | 0.00 | 0.00 | |
| Transportation Allowance (TA) | 5010203001 | 4,854,000.00 | 752,426.88 | 5,606,426.88 | 4,854,000.00 | 752,426.88 | 0.00 | 0.00 | 5,606,426.88 | 1,281,750.00 | 1,510,750.00 | 1,563,750.00 | 1,201,976.88 | 5,558,226.88 | 1,281,750.00 | 1,465,250.00 | 1,572,250.00 | 1,238,976.88 | 5,558,226.88 | 0.00 | 48,200.00 | 0.00 | 0.00 | |
| Clothing/Uniform Allowance | 5010204000 | 5,754,000.00 | 961,910.00 | 6,715,910.00 | 5,754,000.00 | 961,910.00 | 0.00 | 0.00 | 6,715,910.00 | 6,110,910.00 | 350,000.00 | 161,090.00 | 93,910.00 | 6,715,910.00 | 6,110,910.00 | 350,000.00 | 154,000.00 | 101,000.00 | 6,715,910.00 | 0.00 | 0.00 | 0.00 | 0.00 | |
| Clothing/Uniform Allowance - Civilian | 5010204001 | 5,754,000.00 | 961,910.00 | 6,715,910.00 | 5,754,000.00 | 961,910.00 | 0.00 | 0.00 | 6,715,910.00 | 6,110,910.00 | 350,000.00 | 161,090.00 | 93,910.00 | 6,715,910.00 | 6,110,910.00 | 350,000.00 | 154,000.00 | 101,000.00 | 6,715,910.00 | 0.00 | 0.00 | 0.00 | 0.00 | |
| Subsistence Allowance (SA) | 5010205000 | 10,451,000.00 | (1,647,006.66) | 8,803,993.34 | 10,451,000.00 | (1,647,006.66) | (6,802,150.00) | 6,802,150.00 | 8,803,993.34 | 393,000.00 | 3,707,475.00 | 4,003,099.97 | 682,218.73 | 8,785,793.70 | 393,000.00 | 3,517,725.00 | 3,827,024.97 | 1,048,043.73 | 8,785,793.70 | 0.00 | 18,199.64 | 0.00 | 0.00 | |
| Subsistence Allowance - Magna Carta Benefits for Science and Technology under R.A. 8439 | 5010205002 | 10,451,000.00 | (1,647,006.66) | 8,803,993.34 | 10,451,000.00 | (1,647,006.66) | (6,802,150.00) | 6,802,150.00 | 8,803,993.34 | 393,000.00 | 3,707,475.00 | 4,003,099.97 | 682,218.73 | 8,785,793.70 | 393,000.00 | 3,517,725.00 | 3,827,024.97 | 1,048,043.73 | 8,785,793.70 | 0.00 | 18,199.64 | 0.00 | 0.00 | |
| Laundry Allowance (LA) | 5010206000 | 1,788,000.00 | (230,105.87) | 1,557,894.13 | 1,788,000.00 | (230,105.87) | (1,030,561.76) | 1,030,561.76 | 1,557,894.13 | 59,545.49 | 598,282.34 | 645,308.43 | 251,985.18 | 1,555,121.44 | 59,545.49 | 569,532.51 | 622,249.52 | 303,793.92 | 1,555,121.44 | 0.00 | 2,772.65 | 0.00 | 0.00 | |
| Laundry Allowance - Magna Carta Benefits for Science and Technology under R.A. 8439 | 5010206003 | 1,788,000.00 | (230,105.87) | 1,557,894.13 | 1,788,000.00 | (230,105.87) | (1,030,561.76) | 1,030,561.76 | 1,557,894.13 | 59,545.49 | 598,282.34 | 645,308.43 | 251,985.18 | 1,555,121.44 | 59,545.49 | 569,532.51 | 622,249.52 | 303,793.92 | 1,555,121.44 | 0.00 | 2,772.65 | 0.00 | 0.00 | |
| Honoraria | 5010207000 | 0.00 | 1,464,718.25 | 1,464,718.25 | 0.00 | 1,464,718.25 | 0.00 | 0.00 | 1,464,718.25 | 78,100.00 | 622,605.50 | 381,542.00 | 382,470.75 | 1,464,718.25 | 73,100.00 | 622,605.50 | 386,542.00 | 382,470.75 | 1,464,718.25 | 0.00 | 0.00 | 0.00 | 0.00 | |
| Honoraria - Civilian | 5010207001 | 0.00 | 1,464,718.25 | 1,464,718.25 | 0.00 | 1,464,718.25 | 0.00 | 0.00 | 1,464,718.25 | 78,100.00 | 622,605.50 | 381,542.00 | 382,470.75 | 1,464,718.25 | 73,100.00 | 622,605.50 | 386,542.00 | 382,470.75 | 1,464,718.25 | 0.00 | 0.00 | 0.00 | 0.00 | |
| Hazard Pay (HP) | 5010211000 | 42,458,000.00 | (5,366,498.41) | 37,091,501.59 | 42,458,000.00 | (5,366,498.41) | (25,177,770.48) | 25,177,770.48 | 37,091,501.59 | 0.00 | 16,193,910.14 | 15,527,364.80 | 5,367,685.80 | 37,088,960.74 | 0.00 | 15,162,362.43 | 14,475,599.57 | 7,444,615.69 | 37,082,577.69 | 0.00 | 2,540.85 | 6,383.05 | 0.00 | |
| HP - Magna Carta Benefits for Science and Technology under R.A. 8439 | 5010211004 | 42,458,000.00 | (5,366,498.41) | 37,091,501.59 | 42,458,000.00 | (5,366,498.41) | (25,177,770.48) | 25,177,770.48 | 37,091,501.59 | 0.00 | 16,193,910.14 | 15,527,364.80 | 5,367,685.80 | 37,088,960.74 | 0.00 | 15,162,362.43 | 14,475,599.57 | 7,444,615.69 | 37,082,577.69 | 0.00 | 2,540.85 | 6,383.05 | 0.00 | |
| Longevity Pay (LP) | 5010212000 | 2,597,000.00 | 1,719,272.54 | 4,316,272.54 | 2,597,000.00 | 1,719,272.54 | (2,347,710.84) | 2,347,710.84 | 4,316,272.54 | 304,180.34 | 1,403,285.42 | 1,426,224.85 | 1,182,581.93 | 4,316,272.54 | 304,180.34 | 1,273,469.36 | 1,463,692.36 | 1,267,110.98 | 4,308,453.04 | 0.00 | 0.00 | 7,819.50 | 0.00 | |
| Longevity Pay - Magna Carta Benefits for Science and Technology under R.A. 8439 | 5010212003 | 2,597,000.00 | 1,719,272.54 | 4,316,272.54 | 2,597,000.00 | 1,719,272.54 | (2,347,710.84) | 2,347,710.84 | 4,316,272.54 | 304,180.34 | 1,403,285.42 | 1,426,224.85 | 1,182,581.93 | 4,316,272.54 | 304,180.34 | 1,273,469.36 | 1,463,692.36 | 1,267,110.98 | 4,308,453.04 | 0.00 | 0.00 | 7,819.50 | 0.00 | |
| Overtime and Night Pay | 5010213000 | 0.00 | 2,006,270.53 | 2,006,270.53 | 0.00 | 2,006,270.53 | 0.00 | 0.00 | 2,006,270.53 | 327,586.11 | 674,693.99 | 569,315.19 | 434,675.24 | 2,006,270.53 | 327,586.11 | 674,693.99 | 569,315.19 | 423,237.39 | 1,994,832.68 | 0.00 | 0.00 | 11,437.85 | 0.00 | |
| Overtime Pay | 5010213001 | 0.00 | 2,006,270.53 | 2,006,270.53 | 0.00 | 2,006,270.53 | 0.00 | 0.00 | 2,006,270.53 | 327,586.11 | 674,693.99 | 569,315.19 | 434,675.24 | 2,006,270.53 | 327,586.11 | 674,693.99 | 569,315.19 | 423,237.39 | 1,994,832.68 | 0.00 | 0.00 | 11,437.85 | 0.00 | |
| Year End Bonus | 5010214000 | 44,752,000.00 | 2,215,943.12 | 46,967,943.12 | 44,752,000.00 | 2,215,943.12 | 0.00 | 0.00 | 46,967,943.12 | 0.00 | 30,450.50 | 0.00 | 46,907,515.42 | 46,937,965.92 | 0.00 | 0.00 | 30,450.50 | 46,907,515.42 | 46,937,965.92 | 0.00 | 29,977.20 | 0.00 | 0.00 | |
| Bonus - Civilian | 5010214001 | 44,752,000.00 | 2,215,943.12 | 46,967,943.12 | 44,752,000.00 | 2,215,943.12 | 0.00 | 0.00 | 46,967,943.12 | 0.00 | 30,450.50 | 0.00 | 46,907,515.42 | 46,937,965.92 | 0.00 | 0.00 | 30,450.50 | 46,907,515.42 | 46,937,965.92 | 0.00 | 29,977.20 | 0.00 | 0.00 | |
| Cash Gift | 5010215000 | 4,795,000.00 | 25,250.00 | 4,820,250.00 | 4,795,000.00 | 25,250.00 | 0.00 | 0.00 | 4,820,250.00 | 0.00 | 2,500.00 | 0.00 | 4,797,000.00 | 4,799,500.00 | 0.00 | 0.00 | 2,500.00 | 4,797,000.00 | 4,799,500.00 | 0.00 | 20,750.00 | 0.00 | 0.00 | |
| Cash Gift - Civilian | 5010215001 | 4,795,000.00 | 25,250.00 | 4,820,250.00 | 4,795,000.00 | 25,250.00 | 0.00 | 0.00 | 4,820,250.00 | 0.00 | 2,500.00 | 0.00 | 4,797,000.00 | 4,799,500.00 | 0.00 | 0.00 | 2,500.00 | 4,797,000.00 | 4,799,500.00 | 0.00 | 20,750.00 | 0.00 | 0.00 | |
| Mid-Year Bonus - Civilian | 5010216000 | 44,752,000.00 | 622,330.50</ | | | | | | | | | | | | | | | | | | | | | |

| Particulars | UACS CODE | Appropriations | | | Allotments | | | | | | Current Year Obligations | | | | | Current Year Disbursements | | | | | Balances | | | |
|--|------------|---------------------------|--|-------------------------|---------------------|--|-----------------|---------------|---------------------------|-----------------------------|----------------------------|---------------------------------|--------------------------------|------------------|-----------------------------|----------------------------|---------------------------------|--------------------------------|------------------|---------------------------|------------------------|------------------------------------|----------------------------|--|
| | | Authorized Appropriations | Adjustments (Transfer (To)/From, Modifications/ Augmentations) | Adjusted Appropriations | Allotments Received | Adjustments (Reductions, Modifications/ Augmentations) | Transfer To | Transfer From | Adjusted Total Allotments | 1st Quarter Ending March 31 | 2nd Quarter Ending June 30 | 3rd Quarter Ending September 30 | 4th Quarter Ending December 31 | Total | 1st Quarter Ending March 31 | 2nd Quarter Ending June 30 | 3rd Quarter Ending September 30 | 4th Quarter Ending December 31 | Total | Unreleased Appropriations | Unobligated Allotments | Unpaid Obligations (15-20)=(23+24) | | |
| | | | | | | | | | | | | | | | | | | | | | | Due and Demandable | Not Yet Due and Demandable | |
| 1 | 2 | 3 | 4 | 5=(3+4) | 6 | 7 | 8 | 9 | 10=[(6+(-7))-8+9] | 11 | 12 | 13 | 14 | 15=(11+12+13+14) | 16 | 17 | 18 | 19 | 20=(16+17+18+19) | 21=(5-10) | 22=(10-15) | 23 | 24 | |
| Loyalty Award - Civilian | 5010499015 | 910,000.00 | (35,000.00) | 875,000.00 | 910,000.00 | (35,000.00) | 0.00 | 0.00 | 875,000.00 | 100,000.00 | 145,000.00 | 140,000.00 | 480,000.00 | 865,000.00 | 100,000.00 | 120,000.00 | 155,000.00 | 484,208.95 | 859,208.95 | 0.00 | 10,000.00 | 5,791.65 | 0.00 | |
| Other Personnel Benefits | 5010499099 | 0.00 | 20,597,325.49 | 20,597,325.49 | 0.00 | 20,597,325.49 | (2,260,412.80) | 2,260,412.80 | 20,597,325.49 | 25,984.30 | 62,206.17 | 0.00 | 20,509,135.02 | 20,597,325.49 | 25,984.30 | 62,206.17 | 0.00 | 20,509,135.02 | 20,597,325.49 | 0.00 | 0.00 | 0.00 | 0.00 | |
| Maintenance and Other Operating Expenses | | 637,515,000.00 | (55,201,286.21) | 582,313,713.79 | 637,515,000.00 | (55,201,286.21) | (17,789,799.53) | 17,789,799.53 | 582,313,713.79 | 202,786,450.12 | 138,429,689.41 | 127,395,923.99 | 93,760,167.96 | 562,372,231.48 | 118,702,691.25 | 163,077,380.32 | 132,802,549.57 | 127,234,746.48 | 541,817,367.62 | 0.00 | 19,941,482.31 | 12,284,218.09 | 8,290,645.77 | |
| Traveling Expenses | | 95,926,000.00 | (10,703,706.81) | 85,222,293.19 | 95,926,000.00 | (10,703,706.81) | (24,880.00) | 24,880.00 | 85,222,293.19 | 21,880,362.94 | 24,662,192.14 | 22,758,174.80 | 14,366,044.89 | 83,668,774.57 | 18,477,336.82 | 25,059,110.23 | 24,377,774.98 | 15,841,443.89 | 83,555,665.92 | 0.00 | 1,553,518.62 | 113,108.65 | 0.00 | |
| Traveling Expenses - Local | 5020101000 | 95,572,000.00 | (10,939,881.33) | 84,632,118.67 | 95,572,000.00 | (10,939,881.33) | (24,880.00) | 24,880.00 | 84,632,118.67 | 21,880,362.94 | 24,646,460.14 | 22,478,272.26 | 14,074,104.80 | 83,079,655.14 | 18,477,336.82 | 25,043,378.23 | 24,086,327.44 | 15,351,004.00 | 82,970,046.49 | 0.00 | 1,552,463.53 | 109,608.65 | 0.00 | |
| Traveling Expenses - Foreign | 5020102000 | 354,000.00 | 236,174.52 | 590,174.52 | 354,000.00 | 236,174.52 | 0.00 | 0.00 | 590,174.52 | 0.00 | 15,732.00 | 279,447.54 | 293,939.89 | 589,119.43 | 0.00 | 15,732.00 | 279,447.54 | 290,439.89 | 585,619.43 | 0.00 | 1,055.09 | 3,500.00 | 0.00 | |
| Training and Scholarship Expenses | | 23,343,000.00 | 1,750,702.90 | 25,093,702.90 | 23,343,000.00 | 1,750,702.90 | (5,531,230.14) | 5,531,230.14 | 25,093,702.90 | 6,565,186.19 | 5,758,573.70 | 5,493,028.79 | 6,268,177.67 | 24,084,966.35 | 2,971,472.19 | 6,446,824.66 | 7,463,684.79 | 6,798,785.27 | 23,680,766.91 | 0.00 | 1,008,736.55 | 404,199.44 | 0.00 | |
| Training Expenses | 5020201000 | 23,009,000.00 | 2,084,702.90 | 25,093,702.90 | 23,009,000.00 | 2,084,702.90 | (5,531,230.14) | 5,531,230.14 | 25,093,702.90 | 6,565,186.19 | 5,758,573.70 | 5,493,028.79 | 6,268,177.67 | 24,084,966.35 | 2,971,472.19 | 6,446,824.66 | 7,463,684.79 | 6,798,785.27 | 23,680,766.91 | 0.00 | 1,008,736.55 | 404,199.44 | 0.00 | |
| ICT Training Expenses | 5020201001 | 2,183,000.00 | (300,000.00) | 1,883,000.00 | 2,183,000.00 | (300,000.00) | 0.00 | 0.00 | 1,883,000.00 | 941,750.00 | 0.00 | 941,250.00 | 0.00 | 1,883,000.00 | 0.00 | 941,750.00 | 941,250.00 | 0.00 | 1,883,000.00 | 0.00 | 0.00 | 0.00 | 0.00 | |
| Training Expenses | 5020201002 | 20,826,000.00 | 2,384,702.90 | 23,210,702.90 | 20,826,000.00 | 2,384,702.90 | (5,531,230.14) | 5,531,230.14 | 23,210,702.90 | 5,623,436.19 | 5,758,573.70 | 4,551,778.79 | 6,268,177.67 | 22,201,966.35 | 2,971,472.19 | 5,505,074.66 | 6,522,434.79 | 6,798,785.27 | 21,797,766.91 | 0.00 | 1,008,736.55 | 404,199.44 | 0.00 | |
| Scholarship Grants/Expenses | 5020202000 | 334,000.00 | (334,000.00) | 0.00 | 334,000.00 | (334,000.00) | 0.00 | 0.00 | 0.00 | 0.00 | 0.00 | 0.00 | 0.00 | 0.00 | 0.00 | 0.00 | 0.00 | 0.00 | 0.00 | 0.00 | 0.00 | 0.00 | 0.00 | |
| Supplies and Materials Expenses | | 102,320,000.00 | (28,191,378.30) | 74,128,621.70 | 102,320,000.00 | (28,191,378.30) | (4,401,477.00) | 4,401,477.00 | 74,128,621.70 | 17,942,904.74 | 23,488,721.86 | 12,889,981.81 | 15,960,189.62 | 70,281,788.03 | 12,383,544.25 | 18,055,965.45 | 15,521,211.64 | 17,907,961.95 | 63,868,683.29 | 0.00 | 3,848,823.67 | 2,332,347.56 | 4,080,767.18 | |
| Office Supplies Expenses | 5020301000 | 36,330,000.00 | (3,898,704.75) | 32,431,295.25 | 36,330,000.00 | (3,898,704.75) | (4,401,477.00) | 4,401,477.00 | 32,431,295.25 | 9,770,548.32 | 9,626,020.73 | 4,921,596.61 | 5,563,913.35 | 29,882,079.01 | 7,001,467.23 | 7,671,797.23 | 6,086,301.99 | 6,834,439.49 | 27,394,005.94 | 0.00 | 2,549,216.24 | 1,285,099.32 | 1,202,973.75 | |
| ICT Office Supplies | 5020301001 | 21,943,000.00 | (2,209,008.65) | 19,733,991.35 | 21,943,000.00 | (2,209,008.65) | (4,401,477.00) | 4,401,477.00 | 19,733,991.35 | 7,478,604.03 | 3,695,660.75 | 2,335,241.82 | 4,205,744.88 | 17,715,251.28 | 5,353,982.44 | 4,310,718.75 | 2,645,088.85 | 3,839,444.17 | 16,149,234.21 | 0.00 | 2,018,740.07 | 1,056,141.07 | 509,876.00 | |
| Office Supplies Expenses | 5020301002 | 14,387,000.00 | (1,689,696.10) | 12,697,303.90 | 14,387,000.00 | (1,689,696.10) | 0.00 | 0.00 | 12,697,303.90 | 2,291,944.29 | 5,930,359.98 | 2,586,354.99 | 1,358,168.47 | 12,166,827.73 | 1,647,484.79 | 3,361,078.48 | 3,441,213.14 | 2,794,995.32 | 11,244,771.73 | 0.00 | 530,476.17 | 228,958.25 | 693,097.75 | |
| Accountable Forms Expenses | 5020302000 | 288,000.00 | 355,705.00 | 643,705.00 | 288,000.00 | 355,705.00 | 0.00 | 0.00 | 643,705.00 | 14,900.00 | 22,205.00 | 13,750.00 | 592,850.00 | 643,705.00 | 14,900.00 | 22,205.00 | 13,750.00 | 592,850.00 | 643,705.00 | 0.00 | 0.00 | 0.00 | 0.00 | |
| Medical, Dental and Laboratory Supplies Expenses | 5020308000 | 2,745,000.00 | (601,425.54) | 2,143,574.46 | 2,745,000.00 | (601,425.54) | 0.00 | 0.00 | 2,143,574.46 | 537,201.09 | 594,076.83 | 389,633.08 | 608,570.21 | 2,129,481.21 | 291,112.11 | 669,279.81 | 288,391.08 | 525,584.98 | 1,774,347.96 | 0.00 | 14,093.25 | 348,617.18 | 6,516.07 | |
| Fuel, Oil and Lubricants Expenses | 5020309000 | 20,236,000.00 | (4,028,493.42) | 16,207,506.58 | 20,236,000.00 | (4,028,493.42) | 0.00 | 0.00 | 16,207,506.58 | 4,030,653.68 | 5,985,257.75 | 3,575,088.28 | 1,881,237.17 | 15,472,236.88 | 2,794,447.26 | 3,524,198.86 | 6,307,701.20 | 2,412,095.24 | 15,038,442.56 | 0.00 | 735,269.70 | 433,794.32 | 0.00 | |
| Semi-Expendable Machinery and Equipment Expenses | 5020321000 | 30,366,000.00 | (16,253,944.77) | 14,112,055.23 | 30,366,000.00 | (16,253,944.77) | 0.00 | 0.00 | 14,112,055.23 | 2,796,963.00 | 4,095,422.89 | 2,971,579.98 | 3,804,140.96 | 13,668,106.83 | 1,570,429.00 | 4,780,158.89 | 1,916,053.02 | 3,898,956.18 | 12,165,597.09 | 0.00 | 443,948.40 | 146,928.74 | 1,355,581.00 | |
| Office Equipment | 5020321002 | 295,000.00 | 414,351.49 | 709,351.49 | 295,000.00 | 414,351.49 | 0.00 | 0.00 | 709,351.49 | 78,049.00 | 57,023.49 | 110,851.72 | 460,328.28 | 706,252.49 | 35,060.00 | 100,012.49 | 109,845.00 | 273,857.00 | 518,774.49 | 0.00 | 3,099.00 | 0.00 | 167,478.00 | |
| Information and Communications Technology Equipment | 5020321003 | 24,759,000.00 | (12,787,336.74) | 11,971,663.26 | 24,759,000.00 | (12,787,336.74) | 0.00 | 0.00 | 11,971,663.26 | 2,232,049.00 | 3,568,536.70 | 2,594,370.26 | 3,115,858.43 | 11,530,814.39 | 1,468,555.00 | 4,035,632.70 | 1,512,990.02 | 3,257,104.93 | 10,274,282.65 | 0.00 | 440,848.87 | 88,428.74 | 1,168,103.00 | |
| Communications Equipment | 5020321007 | 0.00 | 16,995.00 | 16,995.00 | 0.00 | 16,995.00 | 0.00 | 0.00 | 16,995.00 | 0.00 | 16,995.00 | 0.00 | 0.00 | 16,995.00 | 0.00 | 16,995.00 | 0.00 | 0.00 | 16,995.00 | 0.00 | 0.00 | 0.00 | 0.00 | |
| Printing Equipment | 5020321011 | 5,269,000.00 | (4,478,599.00) | 790,401.00 | 5,269,000.00 | (4,478,599.00) | 0.00 | 0.00 | 790,401.00 | 420,051.00 | 207,250.00 | 0.00 | 163,100.00 | 790,401.00 | 0.00 | 503,301.00 | 124,000.00 | 163,100.00 | 790,401.00 | 0.00 | 0.00 | 0.00 | 0.00 | |
| Technical and Scientific Equipment | 5020321013 | 0.00 | 537,293.00 | 537,293.00 | 0.00 | 537,293.00 | 0.00 | 0.00 | 537,293.00 | 48,500.00 | 177,630.00 | 252,663.00 | 58,500.00 | 537,293.00 | 48,500.00 | 76,230.00 | 155,523.00 | 188,940.00 | 478,793.00 | 0.00 | 0.00 | 58,500.00 | 0.00 | |
| Other Machinery and Equipment | 5020321099 | 43,000.00 | 43,351.48 | 86,351.48 | 43,000.00 | 43,351.48 | 0.00 | 0.00 | 86,351.48 | 18,314.00 | 47,987.70 | 13,695.00 | 6,354.25 | 86,351.48 | 18,314.00 | 47,987.70 | 13,695.00 | 6,354.25 | 86,351.48 | 0.00 | 0.53 | 0.00 | 0.00 | |
| Semi-Expendable Furniture, Fixtures and Books Expenses | 5020322000 | 590,000.00 | 596,580.43 | 1,186,580.43 | 590,000.00 | 596,580.43 | 0.00 | 0.00 | 1,186,580.43 | 132,800.00 | 18,101.68 | 0.00 | 1,024,878.75 | 1,175,780.43 | 132,800.00 | 18,101.68 | 0.00 | 119,408.75 | 269,310.43 | 0.00 | 10,800.00 | 0.00 | 968,470.00 | |
| Semi-Expendable Furniture, Fixtures and Books Expenses | 5020322000 | 0.00 | 49,000.00 | 49,000.00 | 0.00 | 49,000.00 | 0.00 | 0.00 | 49,000.00 | 49,000.00 | 0.00 | 0.00 | 0.00 | 49,000.00 | 49,000.00 | 0.00 | 0.00 | 0.00 | 49,000.00 | 0.00 | 0.00 | 0.00 | 0.00 | |
| Furniture and Fixtures | 5020322001 | 588,000.00 | 547,580.43 | 1,135,580.43 | 588,000.00 | 547,580.43 | 0.00 | 0.00 | 1,135,580.43 | 83,800.00 | 16,101.68 | 0.00 | 1,024,878.75 | 1,124,780.43 | 83,800.00 | 16,101.68 | 0.00 | 118,408.75 | 218,310.43 | 0.00 | 10,800.00 | 0.00 | 968,470.00 | |
| Books | 5020322002 | 2,000.00 | 0.00 | 2,000.00 | 2,000.00 | 0.00 | 0.00 | 0.00 | 2,000.00 | 0.00 | 2,000.00 | 0.00 | 0.00 | 2,000.00 | 0.00 | 2,000.00 | 0.00 | 0.00 | 2,000.00 | 0.00 | 0.00 | 0.00 | 0.00 | |
| Other Supplies and Materials Expenses | 5020399000 | 11,765,000.00 | (4,361,095.25) | 7,403,904.75 | 11,765,000.00 | (4,361,095.25) | 0.00 | 0.00 | 7,403,904.75 | 659,838.65 | 3,147,836.98 | 1,018,333.86 | 2,484,599.18 | 7,310,408.67 | 578,388.65 | 1,370,223.98 | 909,014.35 | 3,725,647.33 | 6,583,274.31 | 0.00 | 93,496.08 | 117,908.00 | 609,226.36 | |
| Utility Expenses | | 32,126,000.00 | (6,426,136.45) | 25,699,863.55 | 32,126,000.00 | (6,426,136.45) | 0.00 | 0.00 | 25,699,863.55 | 5,380,208.22 | 6,916,779.91 | 5,726,445.16 | 7,411,582.57 | 25,415,015.86 | 5,206,192.22 | 6,786,888.48 | 4,988,814.01 | 6,893,616.40 | 23,875,511.09 | 0.00 | 284,847.69 | 1,536,579.77 | 2,925.00 | |
| Water Expenses | 5020401000 | 4,396,000.00 | (2,171,031.48) | 2,224,968.52 | 4, | | | | | | | | | | | | | | | | | | | |

| Particulars | UACS CODE | Appropriations | | | Allotments | | | Current Year Obligations | | | | | Current Year Disbursements | | | | | Balances | | | | | |
|---|------------|---------------------------|---|-------------------------|---------------------|---|----------------|--------------------------|---------------------------|-----------------------------|----------------------------|---------------------------------|--------------------------------|------------------|-----------------------------|----------------------------|---------------------------------|--------------------------------|------------------|---------------------------|------------------------|------------------------------------|----------------------------|
| | | Authorized Appropriations | Adjustments (Transfer To/From, Modifications/Augmentations) | Adjusted Appropriations | Allotments Received | Adjustments (Reductions, Modifications/Augmentations) | Transfer To | Transfer From | Adjusted Total Allotments | 1st Quarter Ending March 31 | 2nd Quarter Ending June 30 | 3rd Quarter Ending September 30 | 4th Quarter Ending December 31 | Total | 1st Quarter Ending March 31 | 2nd Quarter Ending June 30 | 3rd Quarter Ending September 30 | 4th Quarter Ending December 31 | Total | Unreleased Appropriations | Unobligated Allotments | Unpaid Obligations (15-20)=(23+24) | |
| | | | | | | | | | | | | | | | | | | | | | | Due and Demandable | Not Yet Due and Demandable |
| 1 | 2 | 3 | 4 | 5=(3+4) | 6 | 7 | 8 | 9 | 10=[(6+(-7)-8)+9] | 11 | 12 | 13 | 14 | 15=(11+12+13+14) | 16 | 17 | 18 | 19 | 20=(16+17+18+19) | 21=(5-10) | 22=(10-15) | 23 | 24 |
| Other Professional Services | 5021199000 | 101,200,000.00 | (6,505,525.60) | 94,694,474.40 | 101,200,000.00 | (6,505,525.60) | 0.00 | 0.00 | 94,694,474.40 | 39,664,797.50 | 17,829,668.09 | 23,959,062.80 | 11,473,220.11 | 92,726,748.30 | 16,978,516.06 | 24,866,726.01 | 24,147,211.23 | 25,855,512.15 | 91,847,965.45 | 0.00 | 1,967,726.10 | 668,782.85 | 210,000.00 |
| General Services | | 99,757,000.00 | 3,755,495.04 | 103,512,495.04 | 99,757,000.00 | 3,755,495.04 | 0.00 | 0.00 | 103,512,495.04 | 48,085,674.54 | 12,922,923.01 | 28,849,494.72 | 11,168,617.60 | 100,826,709.87 | 19,236,375.45 | 24,999,612.07 | 27,982,538.88 | 25,092,362.14 | 97,310,888.24 | 0.00 | 2,685,785.17 | 3,200,964.53 | 314,857.10 |
| Environment/Sanitary Services | 5021201000 | 51,000.00 | 0.00 | 51,000.00 | 51,000.00 | 0.00 | 0.00 | 0.00 | 51,000.00 | 0.00 | 0.00 | 0.00 | 0.00 | 0.00 | 0.00 | 0.00 | 0.00 | 0.00 | 0.00 | 0.00 | 51,000.00 | 0.00 | 0.00 |
| Janitorial Services | 5021202000 | 14,335,000.00 | (1,114,404.94) | 13,220,595.06 | 14,335,000.00 | (1,114,404.94) | 0.00 | 0.00 | 13,220,595.06 | 8,666,091.01 | 1,331,697.82 | 1,876,987.74 | 1,331,718.37 | 13,206,474.74 | 1,486,070.94 | 4,149,607.48 | 3,732,432.39 | 2,573,433.92 | 11,941,544.73 | 0.00 | 14,120.32 | 1,264,930.01 | 0.00 |
| Security Services | 5021203000 | 14,671,000.00 | 1,426,563.06 | 16,097,563.06 | 14,671,000.00 | 1,426,563.06 | 0.00 | 0.00 | 16,097,563.06 | 10,137,069.99 | 1,788,701.44 | 2,008,205.09 | 2,163,586.54 | 16,097,563.06 | 2,232,601.89 | 3,962,458.77 | 5,598,002.64 | 3,216,178.41 | 15,011,241.71 | 0.00 | 0.00 | 999,014.17 | 87,307.18 |
| Other General Services - ICT Services | 5021289001 | 24,523,000.00 | (4,933,784.01) | 19,589,215.99 | 24,523,000.00 | (4,933,784.01) | 0.00 | 0.00 | 19,589,215.99 | 6,672,378.17 | 2,323,041.83 | 6,730,626.87 | 2,182,226.92 | 17,908,273.79 | 3,557,832.24 | 4,414,940.35 | 4,133,593.24 | 5,799,107.96 | 17,905,473.79 | 0.00 | 1,680,942.20 | 0.00 | 2,800.00 |
| Other General Services | 5021299099 | 46,177,000.00 | 8,377,120.93 | 54,554,120.93 | 46,177,000.00 | 8,377,120.93 | 0.00 | 0.00 | 54,554,120.93 | 22,610,135.37 | 7,479,482.12 | 18,033,695.02 | 5,491,085.77 | 53,614,398.28 | 11,959,870.38 | 12,472,605.47 | 14,518,510.31 | 13,501,641.85 | 52,452,628.01 | 0.00 | 939,722.65 | 937,020.35 | 224,749.92 |
| Repairs and Maintenance - Buildings and Other Buildings | 5021304000 | 8,342,000.00 | 599,508.58 | 8,941,508.58 | 8,342,000.00 | 599,508.58 | (1,787,000.00) | 1,787,000.00 | 8,941,508.58 | 1,587,586.25 | 2,604,150.18 | 841,076.54 | 3,890,675.83 | 8,923,488.80 | 1,163,192.43 | 1,626,180.29 | 1,852,707.81 | 1,078,960.16 | 5,721,040.89 | 0.00 | 18,019.78 | 913,812.55 | 2,288,635.56 |
| Repairs and Maintenance - Buildings and Other Buildings | 5021304001 | 8,342,000.00 | 599,508.58 | 8,941,508.58 | 8,342,000.00 | 599,508.58 | (1,787,000.00) | 1,787,000.00 | 8,941,508.58 | 1,587,586.25 | 2,604,150.18 | 841,076.54 | 3,890,675.83 | 8,923,488.80 | 1,163,192.43 | 1,626,180.29 | 1,852,707.81 | 1,078,960.16 | 5,721,040.89 | 0.00 | 18,019.78 | 913,812.55 | 2,288,635.56 |
| Repairs and Maintenance - Machinery and Equipment | 5021305000 | 8,814,000.00 | (5,430,464.60) | 3,383,535.40 | 8,814,000.00 | (5,430,464.60) | 0.00 | 0.00 | 3,383,535.40 | 521,985.56 | 784,824.92 | 1,116,055.38 | 691,918.62 | 3,114,794.48 | 285,075.56 | 687,974.92 | 403,624.38 | 1,603,264.66 | 2,979,939.52 | 0.00 | 268,740.92 | 40,226.96 | 94,628.00 |
| Office Equipment | 5021305002 | 2,033,000.00 | (474,683.22) | 1,558,316.78 | 2,033,000.00 | (474,683.22) | 0.00 | 0.00 | 1,558,316.78 | 278,971.00 | 457,308.78 | 702,605.38 | 108,546.62 | 1,547,431.78 | 278,971.00 | 175,058.78 | 292,255.38 | 791,146.62 | 1,537,431.78 | 0.00 | 10,885.00 | 10,000.00 | 0.00 |
| Information and Communication Technology | 5021305003 | 2,674,000.00 | (2,062,040.30) | 611,959.70 | 2,674,000.00 | (2,062,040.30) | 0.00 | 0.00 | 611,959.70 | 24,524.56 | 104,710.14 | 181,400.00 | 124,895.00 | 435,529.70 | 5,604.56 | 104,710.14 | 58,569.00 | 201,419.04 | 370,302.74 | 0.00 | 176,430.00 | 30,226.96 | 35,000.00 |
| Communication Equipment | 5021305007 | 50,000.00 | (50,000.00) | 0.00 | 50,000.00 | (50,000.00) | 0.00 | 0.00 | 0.00 | 0.00 | 0.00 | 0.00 | 0.00 | 0.00 | 0.00 | 0.00 | 0.00 | 0.00 | 0.00 | 0.00 | 0.00 | 0.00 | 0.00 |
| Military, Police and Security Equipment | 5021305010 | 0.00 | 27,500.00 | 27,500.00 | 0.00 | 27,500.00 | 0.00 | 0.00 | 27,500.00 | 0.00 | 0.00 | 0.00 | 27,500.00 | 27,500.00 | 0.00 | 0.00 | 0.00 | 27,500.00 | 27,500.00 | 0.00 | 0.00 | 0.00 | 0.00 |
| Printing Equipment | 5021305012 | 2,508,000.00 | (2,347,594.00) | 160,406.00 | 2,508,000.00 | (2,347,594.00) | 0.00 | 0.00 | 160,406.00 | 65,200.00 | 95,206.00 | 0.00 | 0.00 | 160,406.00 | 500.00 | 159,906.00 | 0.00 | 0.00 | 160,406.00 | 0.00 | 0.00 | 0.00 | 0.00 |
| Technical and Scientific Equipment | 5021305014 | 1,549,000.00 | (523,647.08) | 1,025,352.92 | 1,549,000.00 | (523,647.08) | 0.00 | 0.00 | 1,025,352.92 | 153,300.00 | 127,600.00 | 232,050.00 | 430,977.00 | 943,927.00 | 0.00 | 248,300.00 | 52,800.00 | 583,199.00 | 884,299.00 | 0.00 | 81,425.92 | 0.00 | 59,628.00 |
| Repairs and Maintenance - Transportation Equipment | 5021306000 | 12,585,000.00 | 1,644,382.06 | 14,229,382.06 | 12,585,000.00 | 1,644,382.06 | (250,663.05) | 250,663.05 | 14,229,382.06 | 3,679,898.91 | 4,583,505.73 | 3,350,887.51 | 2,508,274.55 | 14,122,566.70 | 2,541,630.65 | 4,503,341.10 | 3,200,431.58 | 3,270,082.26 | 13,515,485.59 | 0.00 | 106,815.36 | 294,833.97 | 312,247.14 |
| Motor Vehicles | 5021306001 | 11,055,000.00 | 413,367.10 | 11,468,367.10 | 11,055,000.00 | 413,367.10 | (250,663.05) | 250,663.05 | 11,468,367.10 | 3,489,088.65 | 2,673,174.23 | 3,258,375.51 | 1,940,913.35 | 11,361,551.74 | 2,350,820.39 | 3,120,742.25 | 2,580,611.97 | 2,702,296.02 | 10,754,470.63 | 0.00 | 106,815.36 | 294,833.97 | 312,247.14 |
| Watercrafts | 5021306004 | 1,530,000.00 | 1,231,014.96 | 2,761,014.96 | 1,530,000.00 | 1,231,014.96 | 0.00 | 0.00 | 2,761,014.96 | 190,810.26 | 1,910,331.50 | 92,512.00 | 567,361.20 | 2,761,014.96 | 190,810.26 | 1,382,598.85 | 619,819.81 | 567,786.24 | 2,761,014.96 | 0.00 | 0.00 | 0.00 | 0.00 |
| Repairs and Maintenance - Furniture and Fixtures | 5021307000 | 10,000.00 | 43,066.00 | 53,066.00 | 10,000.00 | 43,066.00 | 0.00 | 0.00 | 53,066.00 | 7,882.00 | 28,944.00 | 8,940.00 | 9,300.00 | 53,066.00 | 7,882.00 | 26,944.00 | 8,940.00 | 9,300.00 | 53,066.00 | 0.00 | 0.00 | 0.00 | 0.00 |
| Repairs and Maintenance - Leased Assets Improvements | 5021309000 | 0.00 | 590,000.00 | 590,000.00 | 0.00 | 590,000.00 | (668,400.00) | 668,400.00 | 590,000.00 | 0.00 | 0.00 | 0.00 | 590,000.00 | 590,000.00 | 0.00 | 0.00 | 0.00 | 590,000.00 | 590,000.00 | 0.00 | 0.00 | 0.00 | 0.00 |
| Buildings | 5021309002 | 0.00 | 590,000.00 | 590,000.00 | 0.00 | 590,000.00 | (668,400.00) | 668,400.00 | 590,000.00 | 0.00 | 0.00 | 0.00 | 590,000.00 | 590,000.00 | 0.00 | 0.00 | 0.00 | 590,000.00 | 590,000.00 | 0.00 | 0.00 | 0.00 | 0.00 |
| Repairs and Maintenance - Semi-Expendable Machinery and Equipment | 5021321000 | 2,961,000.00 | (2,776,883.25) | 184,116.75 | 2,961,000.00 | (2,776,883.25) | 0.00 | 0.00 | 184,116.75 | 450.00 | 16,489.50 | 17,950.00 | 55,450.00 | 90,319.50 | 450.00 | 16,489.50 | 3,700.00 | 69,700.00 | 90,319.50 | 0.00 | 93,797.25 | 0.00 | 0.00 |
| Repairs and Maintenance - Semi-Expendable Machinery and Equipment | 5021321001 | 0.00 | 14,250.00 | 14,250.00 | 0.00 | 14,250.00 | 0.00 | 0.00 | 14,250.00 | 0.00 | 0.00 | 14,250.00 | 0.00 | 14,250.00 | 0.00 | 0.00 | 0.00 | 14,250.00 | 14,250.00 | 0.00 | 0.00 | 0.00 | 0.00 |
| Office Equipment | 5021321002 | 0.00 | 55,900.00 | 55,900.00 | 0.00 | 55,900.00 | 0.00 | 0.00 | 55,900.00 | 450.00 | 0.00 | 0.00 | 55,450.00 | 55,900.00 | 450.00 | 0.00 | 0.00 | 55,450.00 | 55,900.00 | 0.00 | 0.00 | 0.00 | 0.00 |
| Information and Communications Technology Equipment | 5021321003 | 1,621,000.00 | (1,516,012.75) | 104,987.25 | 1,621,000.00 | (1,516,012.75) | 0.00 | 0.00 | 104,987.25 | 0.00 | 7,490.00 | 3,700.00 | 0.00 | 11,190.00 | 0.00 | 7,490.00 | 3,700.00 | 0.00 | 11,190.00 | 0.00 | 93,797.25 | 0.00 | 0.00 |
| Printing Equipment | 5021321011 | 1,340,000.00 | (1,340,000.00) | 0.00 | 1,340,000.00 | (1,340,000.00) | 0.00 | 0.00 | 0.00 | 0.00 | 0.00 | 0.00 | 0.00 | 0.00 | 0.00 | 0.00 | 0.00 | 0.00 | 0.00 | 0.00 | 0.00 | 0.00 | 0.00 |
| Other Machinery and Equipment | 5021321099 | 0.00 | 8,979.50 | 8,979.50 | 0.00 | 8,979.50 | 0.00 | 0.00 | 8,979.50 | 0.00 | 8,979.50 | 0.00 | 0.00 | 8,979.50 | 0.00 | 8,979.50 | 0.00 | 0.00 | 8,979.50 | 0.00 | 0.00 | 0.00 | 0.00 |
| Repairs and Maintenance - Semi-Expendable Furniture, Fixtures and Books | 5021322000 | 0.00 | 48,208.82 | 48,208.82 | 0.00 | 48,208.82 | 0.00 | 0.00 | 48,208.82 | 0.00 | 48,208.82 | 0.00 | 0.00 | 48,208.82 | 0.00 | 48,208.82 | 0.00 | 0.00 | 48,208.82 | 0.00 | 0.00 | 0.00 | 0.00 |
| Furniture and Fixtures | 5021322001 | 0.00 | 48,208.82 | 48,208.82 | 0.00 | 48,208.82 | 0.00 | 0.00 | 48,208.82 | 0.00 | 48,208.82 | 0.00 | 0.00 | 48,208.82 | 0.00 | 48,208.82 | 0.00 | 0.00 | 48,208.82 | 0.00 | 0.00 | 0.00 | 0.00 |
| Repairs and Maintenance - Other Property, Plant and Equipment | 5021399000 | 100,000.00 | 50,000.00 | 150,000.00 | 100,000.00 | 50,000.00 | 0.00 | 0.00 | 150,000.00 | 0.00 | 0.00 | 0.00 | 150,000.00 | 150,000.00 | 0.00 | 0.00 | 0.00 | 150,000.00 | 150,000.00 | 0.00 | 0.00 | 0.00 | 0.00 |
| Other Property, Plant and Equipment | 5021399099 | 100,000.00 | 50,000.00 | 150,000.00 | 100,000.00 | 50,000.00 | 0.00 | 0.00 | 150,000.00 | 0.00 | 0.00 | 0.00 | 150,000.00 | 150,000.00 | 0.00 | 0.00 | 0.00 | 150,000.00 | 150,000.00 | 0.00 | 0.00 | 0.00 | 0.00 |
| Taxes, Insurance Premiums and Other Fees | | 13,171,000.00 | (2,437,550.21) | 10,733,449.79 | 13,171,000.00 | (2,437,550.21) | 0.00 | 0.00 | 10,733,449.79 | 1,200,112.45 | 1,909,393.87 | 3,011,697.06 | 4,005,200.11 | 10,126,403.49 | 1,200,112.45 | 1,909,393.87 | 2,321,175.61 | 4,695,721.56 | 10,126,403.49 | 0.00 | 607,046.30 | 0.00 | 0.00 |
| Taxes, Duties and Licenses | 5021501000 | 545,000.00 | (114,613.04) | 430,386.96 | 545,000.00 | (114,613.04 | | | | | | | | | | | | | | | | | |

| Particulars | UACS CODE | Appropriations | | | Allotments | | | Current Year Obligations | | | | | Current Year Disbursements | | | | | Balances | | | | | |
|---|------------|---------------------------|--|-------------------------|---------------------|--|-----------------|--------------------------|---------------------------|-----------------------------|----------------------------|---------------------------------|--------------------------------|------------------|-----------------------------|----------------------------|---------------------------------|--------------------------------|------------------|---------------------------|------------------------|------------------------------------|----------------------------|
| | | Authorized Appropriations | Adjustments (Transfer (To)/From, Modifications/ Augmentations) | Adjusted Appropriations | Allotments Received | Adjustments (Reductions, Modifications/ Augmentations) | Transfer To | Transfer From | Adjusted Total Allotments | 1st Quarter Ending March 31 | 2nd Quarter Ending June 30 | 3rd Quarter Ending September 30 | 4th Quarter Ending December 31 | Total | 1st Quarter Ending March 31 | 2nd Quarter Ending June 30 | 3rd Quarter Ending September 30 | 4th Quarter Ending December 31 | Total | Unreleased Appropriations | Unobligated Allotments | Unpaid Obligations (15-20)=(23+24) | |
| | | | | | | | | | | | | | | | | | | | | | | Due and Demandable | Not Yet Due and Demandable |
| 1 | 2 | 3 | 4 | 5=(3+4) | 6 | 7 | 8 | 9 | 10=[(6+(-7))-8+9] | 11 | 12 | 13 | 14 | 15=(11+12+13+14) | 16 | 17 | 18 | 19 | 20=(16+17+18+19) | 21=(5-10) | 22=(10-15) | 23 | 24 |
| Subscription Expenses | 5029907000 | 43,279,000.00 | 27,310,514.47 | 70,589,514.47 | 43,279,000.00 | 27,310,514.47 | 0.00 | 0.00 | 70,589,514.47 | 41,677,595.12 | 20,639,899.11 | 2,768,788.01 | 1,810,048.88 | 66,896,332.12 | 27,823,886.04 | 32,545,618.19 | 4,863,427.01 | 1,667,258.88 | 66,700,190.12 | 0.00 | 3,693,182.35 | 71,892.00 | 124,250.00 |
| ICT Software Subscription | 5029907001 | 39,980,000.00 | 30,075,605.44 | 70,055,605.44 | 39,980,000.00 | 30,075,605.44 | 0.00 | 0.00 | 70,055,605.44 | 41,512,136.28 | 20,583,889.00 | 2,502,574.00 | 1,779,842.00 | 66,378,441.28 | 27,580,321.20 | 32,455,704.08 | 4,562,574.00 | 1,601,800.00 | 66,200,399.28 | 0.00 | 3,677,164.16 | 53,792.00 | 124,250.00 |
| Cloud Computing Service | 5029907003 | 2,362,000.00 | (2,172,000.00) | 190,000.00 | 2,362,000.00 | (2,172,000.00) | 0.00 | 0.00 | 190,000.00 | 0.00 | 0.00 | 190,000.00 | 0.00 | 190,000.00 | 0.00 | 0.00 | 190,000.00 | 0.00 | 190,000.00 | 0.00 | 0.00 | 0.00 | 0.00 |
| Other Subscription Expenses | 5029907099 | 937,000.00 | (593,090.97) | 343,909.03 | 937,000.00 | (593,090.97) | 0.00 | 0.00 | 343,909.03 | 165,459.84 | 56,010.11 | 76,214.01 | 30,208.88 | 327,890.84 | 43,564.84 | 89,914.11 | 110,853.01 | 65,458.88 | 309,790.84 | 0.00 | 16,018.19 | 18,100.00 | 0.00 |
| Other Maintenance and Operating Expenses | 5029999000 | 15,398,000.00 | (11,010,554.76) | 4,387,445.24 | 15,398,000.00 | (11,010,554.76) | (2,151,797.99) | 2,151,797.99 | 4,387,445.24 | 150,250.00 | 194,236.15 | 839,283.18 | 1,291,676.21 | 2,475,445.54 | 133,450.00 | 197,237.15 | 252,932.18 | 1,830,791.55 | 2,414,410.88 | 0.00 | 1,911,999.70 | 61,034.66 | 0.00 |
| Other Maintenance and Operating Expenses | 5029999099 | 15,398,000.00 | (11,010,554.76) | 4,387,445.24 | 15,398,000.00 | (11,010,554.76) | (2,151,797.99) | 2,151,797.99 | 4,387,445.24 | 150,250.00 | 194,236.15 | 839,283.18 | 1,291,676.21 | 2,475,445.54 | 133,450.00 | 197,237.15 | 252,932.18 | 1,830,791.55 | 2,414,410.88 | 0.00 | 1,911,999.70 | 61,034.66 | 0.00 |
| Capital Outlays | | 106,135,000.00 | 11,307,500.00 | 117,442,500.00 | 106,135,000.00 | 11,307,500.00 | (13,845,050.00) | 13,845,050.00 | 117,442,500.00 | 45,210,890.00 | 55,282,471.00 | 5,886,993.00 | 8,980,529.55 | 115,360,883.64 | 3,892,665.00 | 79,790,947.00 | 10,489,076.00 | 21,007,425.55 | 115,180,113.64 | 0.00 | 2,081,616.36 | 179,400.00 | 1,370.00 |
| Property, Plant and Equipment Outlay | | 106,135,000.00 | 11,307,500.00 | 117,442,500.00 | 106,135,000.00 | 11,307,500.00 | (13,845,050.00) | 13,845,050.00 | 117,442,500.00 | 45,210,890.00 | 55,282,471.00 | 5,886,993.00 | 8,980,529.55 | 115,360,883.64 | 3,892,665.00 | 79,790,947.00 | 10,489,076.00 | 21,007,425.55 | 115,180,113.64 | 0.00 | 2,081,616.36 | 179,400.00 | 1,370.00 |
| Buildings and Other Structures | 5060404000 | 60,000,000.00 | 165,000.00 | 60,165,000.00 | 60,000,000.00 | 165,000.00 | 0.00 | 0.00 | 60,165,000.00 | 18,000,000.00 | 42,000,000.00 | 0.00 | 165,000.00 | 60,165,000.00 | 0.00 | 48,690,000.00 | 4,275,000.00 | 7,200,000.00 | 60,165,000.00 | 0.00 | 0.00 | 0.00 | 0.00 |
| Buildings | 5060404001 | 60,000,000.00 | 0.00 | 60,000,000.00 | 60,000,000.00 | 0.00 | 0.00 | 0.00 | 60,000,000.00 | 18,000,000.00 | 42,000,000.00 | 0.00 | 0.00 | 60,000,000.00 | 0.00 | 48,690,000.00 | 4,275,000.00 | 7,035,000.00 | 60,000,000.00 | 0.00 | 0.00 | 0.00 | 0.00 |
| Other Structures | 5060404099 | 0.00 | 165,000.00 | 165,000.00 | 0.00 | 165,000.00 | 0.00 | 0.00 | 165,000.00 | 0.00 | 0.00 | 0.00 | 165,000.00 | 165,000.00 | 0.00 | 0.00 | 0.00 | 165,000.00 | 165,000.00 | 0.00 | 0.00 | 0.00 | 0.00 |
| Machinery and Equipment Outlay | 5060405000 | 31,735,000.00 | 7,189,000.00 | 38,924,000.00 | 31,735,000.00 | 7,189,000.00 | (13,845,050.00) | 13,845,050.00 | 38,924,000.00 | 18,241,890.00 | 7,982,471.00 | 5,813,493.00 | 5,139,934.91 | 37,177,789.00 | 2,278,065.00 | 16,625,947.00 | 6,140,576.00 | 10,131,830.91 | 37,176,419.00 | 0.00 | 1,746,211.00 | 0.00 | 1,370.00 |
| Office Equipment | 5060405002 | 0.00 | 1,062,500.00 | 1,062,500.00 | 0.00 | 1,062,500.00 | 0.00 | 0.00 | 1,062,500.00 | 0.00 | 0.00 | 1,062,500.00 | (767,600.00) | 294,900.00 | 0.00 | 0.00 | 0.00 | 294,900.00 | 294,900.00 | 0.00 | 767,600.00 | 0.00 | 0.00 |
| Information and Communication Technology | 5060405003 | 22,870,000.00 | 8,451,357.00 | 31,321,357.00 | 22,870,000.00 | 8,451,357.00 | (10,720,050.00) | 10,720,050.00 | 31,321,357.00 | 17,726,084.55 | 6,656,652.54 | 4,545,054.00 | 1,474,085.91 | 30,401,857.00 | 2,278,065.00 | 16,964,303.00 | 5,949,637.00 | 5,208,481.91 | 30,400,487.00 | 0.00 | 919,500.00 | 0.00 | 1,370.00 |
| Printing Equipment | 5060405012 | 8,365,000.00 | (5,824,857.00) | 2,540,143.00 | 8,365,000.00 | (5,824,857.00) | (3,125,000.00) | 3,125,000.00 | 2,540,143.00 | 515,825.54 | 1,325,818.46 | 205,939.00 | 435,449.00 | 2,483,032.00 | 0.00 | 1,661,644.00 | 190,939.00 | 830,449.00 | 2,483,032.00 | 0.00 | 57,111.00 | 0.00 | 0.00 |
| Technical and Scientific Equipment | 5060405014 | 0.00 | 4,000,000.00 | 4,000,000.00 | 0.00 | 4,000,000.00 | 0.00 | 0.00 | 4,000,000.00 | 0.00 | 0.00 | 0.00 | 3,998,000.00 | 3,998,000.00 | 0.00 | 0.00 | 0.00 | 3,998,000.00 | 3,998,000.00 | 0.00 | 2,000.00 | 0.00 | 0.00 |
| ICT Software | 5060405015 | 500,000.00 | (500,000.00) | 0.00 | 500,000.00 | (500,000.00) | 0.00 | 0.00 | 0.00 | 0.00 | 0.00 | 0.00 | 0.00 | 0.00 | 0.00 | 0.00 | 0.00 | 0.00 | 0.00 | 0.00 | 0.00 | 0.00 | 0.00 |
| Transportation Equipment Outlay | 5060406000 | 14,400,000.00 | 3,953,500.00 | 18,353,500.00 | 14,400,000.00 | 3,953,500.00 | 0.00 | 0.00 | 18,353,500.00 | 8,969,000.00 | 5,300,000.00 | 73,500.00 | 3,675,594.64 | 18,018,094.64 | 1,614,600.00 | 12,475,000.00 | 73,500.00 | 3,675,594.64 | 17,838,694.64 | 0.00 | 335,405.36 | 179,400.00 | 0.00 |
| Motor Vehicles | 5060406001 | 14,400,000.00 | 3,953,500.00 | 18,353,500.00 | 14,400,000.00 | 3,953,500.00 | 0.00 | 0.00 | 18,353,500.00 | 8,969,000.00 | 5,300,000.00 | 73,500.00 | 3,675,594.64 | 18,018,094.64 | 1,614,600.00 | 12,475,000.00 | 73,500.00 | 3,675,594.64 | 17,838,694.64 | 0.00 | 335,405.36 | 179,400.00 | 0.00 |
| II. Automatic Appropriations | | 64,438,000.00 | 4,143,767.00 | 68,581,767.00 | 64,438,000.00 | 4,143,767.00 | (4,468,277.87) | 4,468,277.87 | 68,581,767.00 | 15,781,423.87 | 16,279,152.01 | 19,325,013.88 | 16,856,445.88 | 68,242,035.64 | 15,487,072.88 | 16,554,544.02 | 17,491,526.60 | 18,579,606.24 | 68,112,749.74 | 0.00 | 339,731.36 | 129,285.90 | 0.00 |
| Personnel Services | | 64,438,000.00 | 4,143,767.00 | 68,581,767.00 | 64,438,000.00 | 4,143,767.00 | (4,468,277.87) | 4,468,277.87 | 68,581,767.00 | 15,781,423.87 | 16,279,152.01 | 19,325,013.88 | 16,856,445.88 | 68,242,035.64 | 15,487,072.88 | 16,554,544.02 | 17,491,526.60 | 18,579,606.24 | 68,112,749.74 | 0.00 | 339,731.36 | 129,285.90 | 0.00 |
| Personnel Benefit Contributions | | 64,438,000.00 | 4,143,767.00 | 68,581,767.00 | 64,438,000.00 | 4,143,767.00 | (4,468,277.87) | 4,468,277.87 | 68,581,767.00 | 15,781,423.87 | 16,279,152.01 | 19,325,013.88 | 16,856,445.88 | 68,242,035.64 | 15,487,072.88 | 16,554,544.02 | 17,491,526.60 | 18,579,606.24 | 68,112,749.74 | 0.00 | 339,731.36 | 129,285.90 | 0.00 |
| Retirement and Life Insurance Premiums | 5010301000 | 64,438,000.00 | 4,143,767.00 | 68,581,767.00 | 64,438,000.00 | 4,143,767.00 | (4,468,277.87) | 4,468,277.87 | 68,581,767.00 | 15,781,423.87 | 16,279,152.01 | 19,325,013.88 | 16,856,445.88 | 68,242,035.64 | 15,487,072.88 | 16,554,544.02 | 17,491,526.60 | 18,579,606.24 | 68,112,749.74 | 0.00 | 339,731.36 | 129,285.90 | 0.00 |
| III. Special Purpose Fund | | 0.00 | 103,415,859.00 | 103,415,859.00 | 0.00 | 103,415,859.00 | (62,881,340.90) | 62,881,340.90 | 103,415,859.00 | 7,415,124.64 | 5,298,075.31 | 19,280,278.20 | 71,016,118.38 | 103,009,596.53 | 7,415,124.64 | 5,298,075.31 | 17,997,411.29 | 71,991,088.52 | 102,701,899.76 | 0.00 | 406,062.47 | 307,896.66 | 0.11 |
| Personnel Services | | 0.00 | 103,415,859.00 | 103,415,859.00 | 0.00 | 103,415,859.00 | (62,881,340.90) | 62,881,340.90 | 103,415,859.00 | 7,415,124.64 | 5,298,075.31 | 19,280,278.20 | 71,016,118.38 | 103,009,596.53 | 7,415,124.64 | 5,298,075.31 | 17,997,411.29 | 71,991,088.52 | 102,701,899.76 | 0.00 | 406,062.47 | 307,896.66 | 0.11 |
| Salaries and Wages | | 0.00 | 45,693,188.31 | 45,693,188.31 | 0.00 | 45,693,188.31 | (36,795,223.11) | 36,795,223.11 | 45,693,188.31 | 0.00 | 0.00 | 16,176,460.76 | 29,509,493.83 | 45,685,954.59 | 0.00 | 0.00 | 14,994,775.52 | 30,487,465.33 | 45,482,240.85 | 0.00 | 7,233.72 | 203,713.74 | 0.00 |
| Salaries and Wages - Regular | 5010101000 | 0.00 | 45,693,188.31 | 45,693,188.31 | 0.00 | 45,693,188.31 | (36,795,223.11) | 36,795,223.11 | 45,693,188.31 | 0.00 | 0.00 | 16,176,460.76 | 29,509,493.83 | 45,685,954.59 | 0.00 | 0.00 | 14,994,775.52 | 30,487,465.33 | 45,482,240.85 | 0.00 | 7,233.72 | 203,713.74 | 0.00 |
| Basic Salary - Civilian | 5010101001 | 0.00 | 45,693,188.31 | 45,693,188.31 | 0.00 | 45,693,188.31 | (36,795,223.11) | 36,795,223.11 | 45,693,188.31 | 0.00 | 0.00 | 16,176,460.76 | 29,509,493.83 | 45,685,954.59 | 0.00 | 0.00 | 14,994,775.52 | 30,487,465.33 | 45,482,240.85 | 0.00 | 7,233.72 | 203,713.74 | 0.00 |
| Other Compensation | | 0.00 | 37,298,394.03 | 37,298,394.03 | 0.00 | 37,298,394.03 | (25,649,188.67) | 25,649,188.67 | 37,298,394.03 | 0.00 | 0.00 | 1,295,803.09 | 35,649,990.05 | 36,945,793.14 | 0.00 | 0.00 | 1,293,894.00 | 35,651,808.23 | 36,945,702.23 | 0.00 | 352,600.89 | 90.91 | 0.00 |
| Personal Economic Relief Allowance (PERA) | 5010201000 | 0.00 | 206,852.93 | 206,852.93 | 0.00 | 206,852.93 | 0.00 | 0.00 | 206,852.93 | 0.00 | 0.00 | 1,909.09 | 204,943.84 | 206,852.93 | 0.00 | 0.00 | 0.00 | 206,762.02 | 206,762.02 | 0.00 | 0.00 | 90.91 | 0.00 |
| PERA - Civilian | 5010201001 | 0.00 | 206,852.93 | 206,852.93 | 0.00 | 206,852.93 | 0.00 | 0.00 | 206,852.93 | 0.00 | 0.00 | 1,909.09 | 204,943.84 | 206,852.93 | 0.00 | 0.00 | 0.00 | 206,762.02 | 206,762.02 | 0.00 | 0.00 | 90.91 | 0.00 |
| Representation Allowance (RA) | 5 | | | | | | | | | | | | | | | | | | | | | | |

| Particulars | UACS CODE | Appropriations | | | Allotments | | | Current Year Obligations | | | | | Current Year Disbursements | | | | | Balances | | | | | |
|--|------------|---------------------------|--|-------------------------|---------------------|--|------------------|--------------------------|---------------------------|-----------------------------|----------------------------|---------------------------------|--------------------------------|------------------|-----------------------------|----------------------------|---------------------------------|--------------------------------|------------------|---------------------------|------------------------|------------------------------------|----------------------------|
| | | Authorized Appropriations | Adjustments (Transfer To/From, Modifications/ Augmentations) | Adjusted Appropriations | Allotments Received | Adjustments (Reductions, Modifications/ Augmentations) | Transfer To | Transfer From | Adjusted Total Allotments | 1st Quarter Ending March 31 | 2nd Quarter Ending June 30 | 3rd Quarter Ending September 30 | 4th Quarter Ending December 31 | Total | 1st Quarter Ending March 31 | 2nd Quarter Ending June 30 | 3rd Quarter Ending September 30 | 4th Quarter Ending December 31 | Total | Unreleased Appropriations | Unobligated Allotments | Unpaid Obligations (15-20)=(23+24) | |
| | | | | | | | | | | | | | | | | | | | | | | Due and Demandable | Not Yet Due and Demandable |
| 1 | 2 | 3 | 4 | 5=(3+4) | 6 | 7 | 8 | 9 | 10=-(6+(-)7)-8+9 | 11 | 12 | 13 | 14 | 15=(11+12+13+14) | 16 | 17 | 18 | 19 | 20=(16+17+18+19) | 21=(5-10) | 22=(10-15) | 23 | 24 |
| Bonus - Civilian | 5010214001 | 0.00 | 710,274.16 | 710,274.16 | 0.00 | 710,274.16 | 0.00 | 0.00 | 710,274.16 | 0.00 | 0.00 | 0.00 | 710,274.16 | 710,274.16 | 0.00 | 0.00 | 0.00 | 710,274.16 | 710,274.16 | 0.00 | 0.00 | 0.00 | 0.00 |
| Cash Gift | 5010215000 | 0.00 | 23,750.00 | 23,750.00 | 0.00 | 23,750.00 | 0.00 | 0.00 | 23,750.00 | 0.00 | 0.00 | 0.00 | 23,750.00 | 23,750.00 | 0.00 | 0.00 | 0.00 | 23,750.00 | 23,750.00 | 0.00 | 0.00 | 0.00 | 0.00 |
| Cash Gift - Civilian | 5010215001 | 0.00 | 23,750.00 | 23,750.00 | 0.00 | 23,750.00 | 0.00 | 0.00 | 23,750.00 | 0.00 | 0.00 | 0.00 | 23,750.00 | 23,750.00 | 0.00 | 0.00 | 0.00 | 23,750.00 | 23,750.00 | 0.00 | 0.00 | 0.00 | 0.00 |
| Mid-Year Bonus - Civilian | 5010216000 | 0.00 | 960,813.00 | 960,813.00 | 0.00 | 960,813.00 | 0.00 | 0.00 | 960,813.00 | 0.00 | 0.00 | 960,518.00 | 295.00 | 960,813.00 | 0.00 | 0.00 | 960,518.00 | 295.00 | 960,813.00 | 0.00 | 0.00 | 0.00 | 0.00 |
| Mid-Year Bonus - Civilian | 5010216001 | 0.00 | 960,813.00 | 960,813.00 | 0.00 | 960,813.00 | 0.00 | 0.00 | 960,813.00 | 0.00 | 0.00 | 960,518.00 | 295.00 | 960,813.00 | 0.00 | 0.00 | 960,518.00 | 295.00 | 960,813.00 | 0.00 | 0.00 | 0.00 | 0.00 |
| Other Bonuses and Allowances | 5010299000 | 0.00 | 21,693,111.08 | 21,693,111.08 | 0.00 | 21,693,111.08 | (16,109,592.64) | 16,109,592.64 | 21,693,111.08 | 0.00 | 0.00 | 333,376.00 | 21,331,082.02 | 21,664,458.02 | 0.00 | 0.00 | 333,376.00 | 21,331,082.02 | 21,664,458.02 | 0.00 | 28,653.06 | 0.00 | 0.00 |
| Productivity Enhancement Incentive - Civilian | 5010299012 | 0.00 | 277,000.00 | 277,000.00 | 0.00 | 277,000.00 | 0.00 | 0.00 | 277,000.00 | 0.00 | 0.00 | 0.00 | 277,000.00 | 277,000.00 | 0.00 | 0.00 | 0.00 | 277,000.00 | 277,000.00 | 0.00 | 0.00 | 0.00 | 0.00 |
| Performance Based Bonus - Civilian | 5010299014 | 0.00 | 21,082,735.08 | 21,082,735.08 | 0.00 | 21,082,735.08 | (16,109,592.64) | 16,109,592.64 | 21,082,735.08 | 0.00 | 0.00 | 0.00 | 21,054,082.02 | 21,054,082.02 | 0.00 | 0.00 | 0.00 | 21,054,082.02 | 21,054,082.02 | 0.00 | 28,653.06 | 0.00 | 0.00 |
| Mid-Year Bonus - Civilian | 5010299036 | 0.00 | 333,376.00 | 333,376.00 | 0.00 | 333,376.00 | 0.00 | 0.00 | 333,376.00 | 0.00 | 0.00 | 333,376.00 | 0.00 | 333,376.00 | 0.00 | 0.00 | 333,376.00 | 0.00 | 333,376.00 | 0.00 | 0.00 | 0.00 | 0.00 |
| Personnel Benefit Contributions | | 0.00 | 705,588.17 | 705,588.17 | 0.00 | 705,588.17 | 0.00 | 0.00 | 705,588.17 | 0.00 | 0.00 | 228,015.94 | 477,572.23 | 705,588.17 | 0.00 | 0.00 | 128,743.36 | 477,752.80 | 606,496.16 | 0.00 | 0.00 | 99,092.01 | 0.00 |
| Pag-IBIG Contributions | 5010302000 | 0.00 | 75,800.00 | 75,800.00 | 0.00 | 75,800.00 | 0.00 | 0.00 | 75,800.00 | 0.00 | 0.00 | 400.00 | 75,400.00 | 75,800.00 | 0.00 | 0.00 | 0.00 | 75,800.00 | 75,800.00 | 0.00 | 0.00 | 200.00 | 0.00 |
| Pag-IBIG - Civilian | 5010302001 | 0.00 | 75,800.00 | 75,800.00 | 0.00 | 75,800.00 | 0.00 | 0.00 | 75,800.00 | 0.00 | 0.00 | 400.00 | 75,400.00 | 75,800.00 | 0.00 | 0.00 | 0.00 | 75,800.00 | 75,800.00 | 0.00 | 0.00 | 200.00 | 0.00 |
| PhilHealth Contributions | 5010303000 | 0.00 | 613,482.07 | 613,482.07 | 0.00 | 613,482.07 | 0.00 | 0.00 | 613,482.07 | 0.00 | 0.00 | 227,415.94 | 386,066.13 | 613,482.07 | 0.00 | 0.00 | 128,743.36 | 386,046.70 | 514,790.06 | 0.00 | 0.00 | 98,692.01 | 0.00 |
| PhilHealth - Civilian | 5010303001 | 0.00 | 613,482.07 | 613,482.07 | 0.00 | 613,482.07 | 0.00 | 0.00 | 613,482.07 | 0.00 | 0.00 | 227,415.94 | 386,066.13 | 613,482.07 | 0.00 | 0.00 | 128,743.36 | 386,046.70 | 514,790.06 | 0.00 | 0.00 | 98,692.01 | 0.00 |
| Employees Compensation Insurance Premiums (ECIP) | 5010304000 | 0.00 | 16,306.10 | 16,306.10 | 0.00 | 16,306.10 | 0.00 | 0.00 | 16,306.10 | 0.00 | 0.00 | 200.00 | 16,106.10 | 16,306.10 | 0.00 | 0.00 | 0.00 | 16,106.10 | 16,106.10 | 0.00 | 0.00 | 200.00 | 0.00 |
| ECIP - Civilian | 5010304001 | 0.00 | 16,306.10 | 16,306.10 | 0.00 | 16,306.10 | 0.00 | 0.00 | 16,306.10 | 0.00 | 0.00 | 200.00 | 16,106.10 | 16,306.10 | 0.00 | 0.00 | 0.00 | 16,106.10 | 16,106.10 | 0.00 | 0.00 | 200.00 | 0.00 |
| Other Personnel Benefits | | 0.00 | 19,718,488.49 | 19,718,488.49 | 0.00 | 19,718,488.49 | (436,929.12) | 436,929.12 | 19,718,488.49 | 7,415,124.64 | 5,298,075.31 | 1,579,998.41 | 5,379,062.27 | 19,672,260.63 | 7,415,124.64 | 5,298,075.31 | 1,579,998.41 | 5,374,062.15 | 19,667,260.52 | 0.00 | 46,227.96 | 5,000.00 | 0.11 |
| Terminal Leave Benefits | 5010403000 | 0.00 | 18,091,828.00 | 18,091,828.00 | 0.00 | 18,091,828.00 | 0.00 | 0.00 | 18,091,828.00 | 7,415,124.64 | 5,298,075.31 | 1,579,998.41 | 3,752,401.78 | 18,045,600.14 | 7,415,124.64 | 5,298,075.31 | 1,579,998.41 | 3,752,401.67 | 18,045,600.03 | 0.00 | 46,227.96 | 0.00 | 0.11 |
| Terminal Leave Benefits - Civilian | 5010403001 | 0.00 | 18,091,828.00 | 18,091,828.00 | 0.00 | 18,091,828.00 | 0.00 | 0.00 | 18,091,828.00 | 7,415,124.64 | 5,298,075.31 | 1,579,998.41 | 3,752,401.78 | 18,045,600.14 | 7,415,124.64 | 5,298,075.31 | 1,579,998.41 | 3,752,401.67 | 18,045,600.03 | 0.00 | 46,227.96 | 0.00 | 0.11 |
| Other Personnel Benefits | 5010499000 | 0.00 | 1,626,660.49 | 1,626,660.49 | 0.00 | 1,626,660.49 | (436,929.12) | 436,929.12 | 1,626,660.49 | 0.00 | 0.00 | 0.00 | 1,626,660.49 | 1,626,660.49 | 0.00 | 0.00 | 0.00 | 1,621,660.49 | 1,621,660.49 | 0.00 | 0.00 | 5,000.00 | 0.00 |
| Lump-sum for Personnel Services | 5010499009 | 0.00 | 0.00 | 0.00 | 0.00 | 0.00 | 0.00 | 0.00 | 0.00 | 0.00 | 0.00 | 0.00 | 0.00 | 0.00 | 0.00 | 0.00 | 0.00 | 0.00 | 0.00 | 0.00 | 0.00 | 0.00 | 0.00 |
| Lump-sum for Step Increments - Length of | 5010499010 | 0.00 | 2,799.00 | 2,799.00 | 0.00 | 2,799.00 | 0.00 | 0.00 | 2,799.00 | 0.00 | 0.00 | 0.00 | 2,799.00 | 2,799.00 | 0.00 | 0.00 | 0.00 | 2,799.00 | 2,799.00 | 0.00 | 0.00 | 0.00 | 0.00 |
| Other Personnel Benefits | 5010499099 | 0.00 | 1,623,861.49 | 1,623,861.49 | 0.00 | 1,623,861.49 | (436,929.12) | 436,929.12 | 1,623,861.49 | 0.00 | 0.00 | 0.00 | 1,623,861.49 | 1,623,861.49 | 0.00 | 0.00 | 0.00 | 1,618,861.49 | 1,618,861.49 | 0.00 | 0.00 | 5,000.00 | 0.00 |
| GRAND TOTAL | | 1,563,532,000.00 | 107,559,426.00 | 1,671,091,426.00 | 1,567,675,767.00 | 103,415,659.00 | (148,963,506.51) | 148,963,506.51 | 1,671,091,426.00 | 427,809,463.61 | 435,929,401.99 | 356,813,277.12 | 426,886,381.31 | 1,647,418,524.03 | 298,655,401.14 | 485,524,147.68 | 359,174,056.22 | 482,345,276.10 | 1,625,698,881.14 | 0.00 | 23,672,901.97 | 13,427,627.01 | 8,292,015.88 |

This report was generated using the Unified Reporting System on January 30, 2025 14:13 PM

Certified Correct:



DARIA K. MALINAO
Chief, Budget Section

Certified Correct:




SHANYLALE G. DIONISIO
Chief, Accounting Section

Recommending Approval:



GLORIA D. MENDOZA
Chief, Financial and Management Division

Approved By:



MICHAEL V. CABALDA
Assistant Secretary for Mining Concerns
and concurrent OIC, Director

SUMMARY OF APPROPRIATIONS, ALLOTMENTS, OBLIGATIONS, DISBURSEMENTS AND BALANCES BY OBJECT OF EXPENDITURES
As at the Quarter Ending December 31, 2024



Current Year Appropriations
Supplemental Appropriations
Continuing Appropriations

Department : Department of Environment and Natural Resources (DENR)
Agency/Entity : Mines and Geosciences Bureau
Region : ALL
Division : ALL
Operating Unit : ALL
Fund Cluster : 03 - Special Account - Locally Funded/Domestic Grants Fund
(e.g. UACS Fund Cluster: 01-Regular Agency Fund, 02-Foreign Assisted Projects Fund, 03-Special Account-Locally Funded/Domestic Grants Fund, and 04-Special Account-Foreign Assisted/Foreign Grants Fund)

| Particulars | UACS CODE | Appropriations | | | Allotments | | | Current Year Obligations | | | | | Current Year Disbursements | | | | Balances | | | | | | | |
|--|------------|---------------------------|---|-------------------------|---------------------|---|-----------------|--------------------------|---------------------------|-----------------------------|----------------------------|---------------------------------|--------------------------------|------------------|-----------------------------|----------------------------|---------------------------------|--------------------------------|------------------|---------------------------|------------------------|------------------------------------|---------------|------|
| | | Authorized Appropriations | Adjustments (Transfer To/From, Modifications/Augmentations) | Adjusted Appropriations | Allotments Received | Adjustments (Reductions, Modifications/Augmentations) | Transfer To | Transfer From | Adjusted Total Allotments | 1st Quarter Ending March 31 | 2nd Quarter Ending June 30 | 3rd Quarter Ending September 30 | 4th Quarter Ending December 31 | Total | 1st Quarter Ending March 31 | 2nd Quarter Ending June 30 | 3rd Quarter Ending September 30 | 4th Quarter Ending December 31 | Total | Unreleased Appropriations | Unobligated Allotments | Unpaid Obligations (15-20)=(23+24) | | |
| | | 3 | 4 | 5=(2+4) | 6 | 7 | 8 | 9 | 10=(7+8+9) | 11 | 12 | 13 | 14 | 15=(11+12+13+14) | 16 | 17 | 18 | 19 | 20=(16+17+18+19) | 21=(5-10) | 22=(10-15) | 23 | 24 | |
| II. Automatic Appropriations | | 147,000,000.00 | 0.00 | 147,000,000.00 | 147,000,000.00 | 0.00 | (41,326,344.64) | 41,326,344.64 | 147,000,000.00 | 35,407,898.16 | 26,827,064.28 | 14,545,950.87 | 53,237,352.07 | 130,018,265.38 | 4,386,132.26 | 41,222,378.00 | 20,646,787.77 | 26,284,804.11 | 92,540,102.14 | 0.00 | 16,981,734.62 | 18,346,865.34 | 19,131,307.90 | |
| Maintenance and Other Operating Expenses | | 86,819,000.00 | 0.00 | 86,819,000.00 | 86,819,000.00 | 0.00 | (41,326,344.64) | 41,326,344.64 | 86,819,000.00 | 6,105,148.16 | 23,619,064.28 | 14,545,950.87 | 34,140,453.07 | 78,410,616.38 | 4,386,132.26 | 16,869,628.00 | 16,946,664.87 | 23,026,927.01 | 60,029,352.14 | 0.00 | 8,408,383.62 | 18,346,865.34 | 34,408.90 | |
| Traveling Expenses | | 9,850,000.00 | (445,780.36) | 9,404,219.64 | 9,850,000.00 | (445,780.36) | (7,430,992.00) | 7,430,992.00 | 9,404,219.64 | 795,975.88 | 2,688,540.60 | 3,200,784.96 | 2,307,109.85 | 8,992,411.29 | 782,475.88 | 2,561,630.60 | 2,866,018.96 | 2,768,785.85 | 8,978,911.29 | 0.00 | 411,808.36 | 13,500.00 | 0.00 | |
| Traveling Expenses - Local | 5020101000 | 9,850,000.00 | (445,780.36) | 9,404,219.64 | 9,850,000.00 | (445,780.36) | (7,430,992.00) | 7,430,992.00 | 9,404,219.64 | 795,975.88 | 2,688,540.60 | 3,200,784.96 | 2,307,109.85 | 8,992,411.29 | 782,475.88 | 2,561,630.60 | 2,866,018.96 | 2,768,785.85 | 8,978,911.29 | 0.00 | 411,808.36 | 13,500.00 | 0.00 | |
| Training and Scholarship Expenses | | 2,038,000.00 | (572,805.23) | 1,465,194.77 | 2,038,000.00 | (572,805.23) | (1,302,200.00) | 1,302,200.00 | 1,465,194.77 | 0.00 | 60,031.96 | 619,368.04 | 751,400.00 | 1,430,800.00 | 0.00 | 60,031.96 | 619,368.04 | 751,400.00 | 1,430,800.00 | 0.00 | 34,394.77 | 0.00 | 0.00 | |
| Training Expenses | 5020201000 | 2,038,000.00 | (572,805.23) | 1,465,194.77 | 2,038,000.00 | (572,805.23) | (1,302,200.00) | 1,302,200.00 | 1,465,194.77 | 0.00 | 60,031.96 | 619,368.04 | 751,400.00 | 1,430,800.00 | 0.00 | 60,031.96 | 619,368.04 | 751,400.00 | 1,430,800.00 | 0.00 | 34,394.77 | 0.00 | 0.00 | |
| Training Expenses | 5020201002 | 2,038,000.00 | (572,805.23) | 1,465,194.77 | 2,038,000.00 | (572,805.23) | (1,302,200.00) | 1,302,200.00 | 1,465,194.77 | 0.00 | 60,031.96 | 619,368.04 | 751,400.00 | 1,430,800.00 | 0.00 | 60,031.96 | 619,368.04 | 751,400.00 | 1,430,800.00 | 0.00 | 34,394.77 | 0.00 | 0.00 | |
| Supplies and Materials Expenses | | 6,540,000.00 | 2,743,122.23 | 9,283,122.23 | 6,540,000.00 | 2,743,122.23 | (1,760,434.64) | 1,760,434.64 | 9,283,122.23 | 308,589.94 | 5,900,345.66 | 645,320.18 | 1,904,307.45 | 8,758,563.23 | 304,881.46 | 1,659,446.94 | 4,581,620.61 | 1,979,100.72 | 8,425,049.73 | 0.00 | 524,559.00 | 324,162.95 | 9,350.55 | |
| Office Supplies Expenses | 5020301000 | 799,000.00 | 413,833.86 | 1,212,833.86 | 799,000.00 | 413,833.86 | (810,934.64) | 810,934.64 | 1,212,833.86 | 124,090.17 | 858,473.09 | 33,920.05 | 188,137.77 | 1,204,621.08 | 121,203.80 | 642,658.88 | 252,602.48 | 162,935.37 | 1,179,300.53 | 0.00 | 8,212.78 | 16,970.00 | 9,350.55 | |
| ICT Office Supplies | 5020301001 | 0.00 | 518,093.36 | 518,093.36 | 0.00 | 518,093.36 | 0.00 | 0.00 | 518,093.36 | 28,540.00 | 377,480.00 | 2,800.00 | 109,273.38 | 518,093.36 | 28,540.00 | 258,993.07 | 83,952.81 | 492,772.81 | 92,772.81 | 0.00 | 0.00 | 16,970.00 | 9,350.55 | |
| Office Supplies Expenses | 5020301002 | 799,000.00 | (104,259.50) | 694,740.50 | 799,000.00 | (104,259.50) | (810,934.64) | 810,934.64 | 694,740.50 | 95,550.17 | 480,993.09 | 31,120.05 | 78,864.41 | 686,527.72 | 92,663.80 | 383,565.81 | 131,315.55 | 78,982.56 | 686,527.72 | 0.00 | 8,212.78 | 0.00 | 0.00 | |
| Drugs and Medicines Expenses | 5020307000 | 28,000.00 | (28,000.00) | 0.00 | 28,000.00 | (28,000.00) | (19,000.00) | 19,000.00 | 0.00 | 0.00 | 0.00 | 0.00 | 0.00 | 0.00 | 0.00 | 0.00 | 0.00 | 0.00 | 0.00 | 0.00 | 0.00 | 0.00 | 0.00 | 0.00 |
| Medical, Dental and Laboratory Supplies Expenses | 5020308000 | 1,293,000.00 | 502,029.57 | 1,795,029.57 | 1,293,000.00 | 502,029.57 | (60,000.00) | 60,000.00 | 1,795,029.57 | 49,000.00 | 1,050,791.55 | 95,500.00 | 383,618.00 | 1,578,909.55 | 48,177.89 | 370,897.04 | 413,878.00 | 501,963.62 | 1,334,916.55 | 0.00 | 216,120.02 | 243,993.00 | 0.00 | |
| Fuel, Oil and Lubricants Expenses | 5020309000 | 4,064,000.00 | 436,670.78 | 4,500,670.78 | 4,064,000.00 | 436,670.78 | (502,500.00) | 502,500.00 | 4,500,670.78 | 103,500.00 | 3,580,098.74 | 169,765.74 | 280,347.10 | 4,223,711.58 | 103,500.00 | 283,008.74 | 3,526,855.74 | 246,147.15 | 4,159,511.63 | 0.00 | 276,969.20 | 64,199.95 | 0.00 | |
| Semi-Expendable Machinery and Equipment Expenses | 5020321000 | 47,000.00 | 1,099,023.00 | 1,146,023.00 | 47,000.00 | 1,099,023.00 | (124,000.00) | 124,000.00 | 1,146,023.00 | 0.00 | 49,495.00 | 153,460.00 | 937,168.00 | 1,140,123.00 | 0.00 | 49,495.00 | 137,610.00 | 953,018.00 | 1,140,123.00 | 0.00 | 5,900.00 | 0.00 | 0.00 | |
| Office Equipment | 5020321002 | 0.00 | 142,110.00 | 142,110.00 | 0.00 | 142,110.00 | 0.00 | 0.00 | 142,110.00 | 0.00 | 0.00 | 15,850.00 | 126,260.00 | 142,110.00 | 0.00 | 0.00 | 0.00 | 142,110.00 | 142,110.00 | 0.00 | 0.00 | 0.00 | 0.00 | 0.00 |
| Information and Communications Technology Equipment | 5020321003 | 0.00 | 219,005.00 | 219,005.00 | 0.00 | 219,005.00 | 0.00 | 0.00 | 219,005.00 | 0.00 | 49,495.00 | 137,610.00 | 26,000.00 | 213,105.00 | 0.00 | 49,495.00 | 137,610.00 | 26,000.00 | 213,105.00 | 0.00 | 5,900.00 | 0.00 | 0.00 | |
| Technical and Scientific Equipment | 5020321013 | 25,000.00 | 528,278.00 | 553,278.00 | 25,000.00 | 528,278.00 | (102,000.00) | 102,000.00 | 553,278.00 | 0.00 | 0.00 | 0.00 | 553,278.00 | 553,278.00 | 0.00 | 0.00 | 0.00 | 553,278.00 | 553,278.00 | 0.00 | 0.00 | 0.00 | 0.00 | 0.00 |
| Other Machinery and Equipment | 5020321099 | 22,000.00 | 209,630.00 | 231,630.00 | 22,000.00 | 209,630.00 | (22,000.00) | 22,000.00 | 231,630.00 | 0.00 | 0.00 | 0.00 | 231,630.00 | 231,630.00 | 0.00 | 0.00 | 0.00 | 231,630.00 | 231,630.00 | 0.00 | 0.00 | 0.00 | 0.00 | 0.00 |
| Semi-Expendable Furniture, Fixtures and Books Expenses | 5020322000 | 100,000.00 | (100,000.00) | 0.00 | 100,000.00 | (100,000.00) | (100,000.00) | 100,000.00 | 0.00 | 0.00 | 0.00 | 0.00 | 0.00 | 0.00 | 0.00 | 0.00 | 0.00 | 0.00 | 0.00 | 0.00 | 0.00 | 0.00 | 0.00 | 0.00 |
| Furniture and Fixtures | 5020322001 | 100,000.00 | (100,000.00) | 0.00 | 100,000.00 | (100,000.00) | (100,000.00) | 100,000.00 | 0.00 | 0.00 | 0.00 | 0.00 | 0.00 | 0.00 | 0.00 | 0.00 | 0.00 | 0.00 | 0.00 | 0.00 | 0.00 | 0.00 | 0.00 | 0.00 |
| Other Supplies and Materials Expenses | 5020389000 | 209,000.00 | 419,566.02 | 628,566.02 | 209,000.00 | 419,566.02 | (144,000.00) | 144,000.00 | 628,566.02 | 31,999.77 | 261,487.28 | 202,674.39 | 115,036.58 | 611,198.02 | 31,999.77 | 213,487.28 | 250,674.39 | 115,036.58 | 611,198.02 | 0.00 | 17,367.00 | 0.00 | 0.00 | |
| Utility Expenses | | 802,000.00 | (120,000.00) | 682,000.00 | 802,000.00 | (120,000.00) | (156,000.00) | 156,000.00 | 682,000.00 | 11,880.40 | 4,639.74 | 265,095.41 | 38,961.59 | 320,567.14 | 11,880.40 | 4,639.74 | 265,095.41 | 38,961.59 | 320,567.14 | 0.00 | 361,432.86 | 0.00 | 0.00 | |
| Water Expenses | 5020401000 | 482,000.00 | 0.00 | 482,000.00 | 482,000.00 | 0.00 | (36,000.00) | 36,000.00 | 482,000.00 | 11,880.40 | 4,639.74 | 85,095.41 | 38,961.59 | 120,567.14 | 11,880.40 | 4,639.74 | 85,095.41 | 38,961.59 | 120,567.14 | 0.00 | 361,432.86 | 0.00 | 0.00 | |
| Electricity Expenses | 5020402000 | 320,000.00 | (120,000.00) | 200,000.00 | 320,000.00 | (120,000.00) | (120,000.00) | 120,000.00 | 200,000.00 | 0.00 | 0.00 | 200,000.00 | 0.00 | 200,000.00 | 0.00 | 0.00 | 200,000.00 | 0.00 | 200,000.00 | 0.00 | 0.00 | 0.00 | 0.00 | |
| Communication Expenses | | 8,000.00 | 550.00 | 8,550.00 | 8,000.00 | 550.00 | (8,000.00) | 8,000.00 | 8,550.00 | 2,000.00 | 4,000.00 | 5,000.00 | (2,450.00) | 8,550.00 | 2,000.00 | 4,000.00 | 5,000.00 | (2,450.00) | 8,550.00 | 0.00 | 0.00 | 0.00 | 0.00 | |
| Postage and Courier Services | 5020501000 | 8,000.00 | (8,000.00) | 0.00 | 8,000.00 | (8,000.00) | (8,000.00) | 8,000.00 | 0.00 | 0.00 | 0.00 | 0.00 | 0.00 | 0.00 | 0.00 | 0.00 | 0.00 | 0.00 | 0.00 | 0.00 | 0.00 | 0.00 | 0.00 | |
| Telephone Expenses | 5020502000 | 0.00 | 8,550.00 | 8,550.00 | 0.00 | 8,550.00 | 0.00 | 0.00 | 8,550.00 | 2,000.00 | 4,000.00 | 5,000.00 | (2,450.00) | 8,550.00 | 2,000.00 | 4,000.00 | 5,000.00 | (2,450.00) | 8,550.00 | 0.00 | 0.00 | 0.00 | 0.00 | |
| Mobile | 5020502001 | 0.00 | 8,550.00 | 8,550.00 | 0.00 | 8,550.00 | 0.00 | 0.00 | 8,550.00 | 2,000.00 | 4,000.00 | 5,000.00 | (2,450.00) | 8,550.00 | 2,000.00 | 4,000.00 | 5,000.00 | (2,450.00) | 8,550.00 | 0.00 | 0.00 | 0.00 | 0.00 | |
| Survey, Research, Exploration and Development Expenses | | 394,000.00 | (394,000.00) | 0.00 | 394,000.00 | (394,000.00) | (440,000.00) | 440,000.00 | 0.00 | 0.00 | 0.00 | 0.00 | 0.00 | 0.00 | 0.00 | 0.00 | 0.00 | 0.00 | 0.00 | 0.00 | 0.00 | 0.00 | 0.00 | |
| Research, Exploration and Development Expenses | 5020702000 | 394,000.00 | (394,000.00) | 0.00 | 394,000.00 | (394,000.00) | (440,000.00) | 440,000.00 | 0.00 | 0.00 | 0.00 | 0.00 | 0.00 | 0.00 | 0.00 | 0.00 | 0.00 | 0.00 | 0.00 | 0.00 | 0.00 | 0.00 | 0.00 | |
| Research, Exploration and Development Expenses | 5020702002 | 394,000.00 | (394,000.00) | 0.00 | 394,000.00 | (394,000.00) | (440,000.00) | 440,000.00 | 0.00 | 0.00 | 0.00 | 0.00 | 0.00 | 0.00 | 0.00 | 0.00 | 0.00 | 0.00 | 0.00 | 0.00 | 0.00 | 0.00 | 0.00 | |
| Professional Services | | 26,017,000.00 | (2,833,161.71) | 23,183,838.29 | 26,017,000.00 | (2,833,161.71) | (21,507,380.00) | 21,507,380.00 | 23,183,838.29 | 3,599,336.96 | 4,831,264.75 | 6,780,369.06 | 6,755,616.72 | 21,966,587.49 | 1,965,529.54 | 5,624,781.13 | 5,888,812.69 | 8,514,791.56 | 21,893,914.92 | 0.00 | 1,217,250.80 | 72,672.57</ | | |

| Particulars | UACS CODE | Appropriations | | | Allotments | | | Current Year Obligations | | | | | Current Year Disbursements | | | | | Balances | | | | | | |
|---|------------|---------------------------|--|-------------------------|---------------------|---|-----------------|--------------------------|---------------------------|-----------------------------|----------------------------|---------------------------------|--------------------------------|------------------|-----------------------------|----------------------------|---------------------------------|--------------------------------|------------------|---------------------------|------------------------|------------------------------------|----------------------------|------|
| | | Authorized Appropriations | Adjustments (To)/From, Modifications/Augmentations | Adjusted Appropriations | Allotments Received | Adjustments (Reductions, Modifications/Augmentations) | Transfer To | Transfer From | Adjusted Total Allotments | 1st Quarter Ending March 31 | 2nd Quarter Ending June 30 | 3rd Quarter Ending September 30 | 4th Quarter Ending December 31 | Total | 1st Quarter Ending March 31 | 2nd Quarter Ending June 30 | 3rd Quarter Ending September 30 | 4th Quarter Ending December 31 | Total | Unreleased Appropriations | Unobligated Allotments | Unpaid Obligations [15-20]=[23+24] | | |
| | | | | | | | | | | | | | | | | | | | | | | Due and Demandable | Not Yet Due and Demandable | |
| 1 | 2 | 3 | 4 | 5=(3+4) | 6 | 7 | 8 | 9 | 10=(8+1)-(7)+8+9 | 11 | 12 | 13 | 14 | 15=(11+12+13+14) | 16 | 17 | 18 | 19 | 20=(16+17+18+19) | 21=(5-10) | 22=(10-15) | 23 | 24 | |
| Taxes, Duties and Licenses | 5021501000 | 0.00 | 4,140.00 | 4,140.00 | 0.00 | 4,140.00 | 0.00 | 0.00 | 4,140.00 | 0.00 | 0.00 | 4,140.00 | 0.00 | 4,140.00 | 0.00 | 0.00 | 4,140.00 | 0.00 | 4,140.00 | 0.00 | 0.00 | 0.00 | 0.00 | 0.00 |
| Taxes, Duties and Licenses | 5021501001 | 0.00 | 4,140.00 | 4,140.00 | 0.00 | 4,140.00 | 0.00 | 0.00 | 4,140.00 | 0.00 | 0.00 | 4,140.00 | 0.00 | 4,140.00 | 0.00 | 0.00 | 4,140.00 | 0.00 | 4,140.00 | 0.00 | 0.00 | 0.00 | 0.00 | 0.00 |
| Fidelity Bond Premiums | 5021502000 | 0.00 | 10,125.00 | 10,125.00 | 0.00 | 10,125.00 | 0.00 | 0.00 | 10,125.00 | 9,878.42 | 0.00 | 0.00 | 0.00 | 9,878.42 | 9,878.42 | 0.00 | 0.00 | 0.00 | 9,878.42 | 0.00 | 246.58 | 0.00 | 0.00 | 0.00 |
| Insurance Expenses | 5021503000 | 2,060,000.00 | 446,332.72 | 2,506,332.72 | 2,060,000.00 | 446,332.72 | (56,000.00) | 56,000.00 | 2,506,332.72 | 0.00 | 4,357.50 | 8,715.50 | 830,367.68 | 843,440.68 | 0.00 | 4,357.50 | 8,715.50 | 830,367.68 | 843,440.68 | 0.00 | 1,662,892.04 | 0.00 | 0.00 | 0.00 |
| Labor and Wages | | 3,184,000.00 | (341,625.11) | 2,842,374.89 | 3,184,000.00 | (341,625.11) | (2,703,650.00) | 2,703,650.00 | 2,842,374.89 | 584,215.00 | 1,218,085.00 | 747,874.89 | 271,200.00 | 2,821,374.89 | 516,215.00 | 1,205,085.00 | 761,074.89 | 339,000.00 | 2,821,374.89 | 0.00 | 21,000.00 | 0.00 | 0.00 | 0.00 |
| Labor and Wages | 5021601000 | 3,184,000.00 | (341,625.11) | 2,842,374.89 | 3,184,000.00 | (341,625.11) | (2,703,650.00) | 2,703,650.00 | 2,842,374.89 | 584,215.00 | 1,218,085.00 | 747,874.89 | 271,200.00 | 2,821,374.89 | 516,215.00 | 1,205,085.00 | 761,074.89 | 339,000.00 | 2,821,374.89 | 0.00 | 21,000.00 | 0.00 | 0.00 | 0.00 |
| Other Maintenance and Operating Expenses | | 11,283,000.00 | 1,315,635.60 | 12,598,635.60 | 11,283,000.00 | 1,315,635.60 | (5,433,288.00) | 5,433,288.00 | 12,598,635.60 | 793,271.56 | 8,474,309.07 | 1,401,186.21 | (644,041.29) | 10,024,725.55 | 793,271.56 | 4,491,589.07 | 1,402,886.21 | 3,218,847.36 | 9,906,594.20 | 0.00 | 2,573,910.05 | 117,850.00 | 281.35 | 0.00 |
| Advertising Expenses | 5029901000 | 71,000.00 | (71,000.00) | 0.00 | 71,000.00 | (71,000.00) | (68,100.00) | 68,100.00 | 0.00 | 0.00 | 0.00 | 0.00 | 0.00 | 0.00 | 0.00 | 0.00 | 0.00 | 0.00 | 0.00 | 0.00 | 0.00 | 0.00 | 0.00 | 0.00 |
| Printing and Publication Expenses | 5029902000 | 5,000.00 | 24,280.00 | 29,280.00 | 5,000.00 | 24,280.00 | 0.00 | 0.00 | 29,280.00 | 6,000.00 | 0.00 | 11,800.00 | 11,480.00 | 29,280.00 | 6,000.00 | 0.00 | 11,800.00 | 11,480.00 | 29,280.00 | 0.00 | 0.00 | 0.00 | 0.00 | 0.00 |
| Representation Expenses | 5029903000 | 288,000.00 | 166,724.00 | 454,724.00 | 288,000.00 | 166,724.00 | (347,500.00) | 347,500.00 | 454,724.00 | 128,540.00 | 175,940.00 | 10,000.00 | 117,844.00 | 432,324.00 | 128,540.00 | 175,940.00 | 10,000.00 | 117,844.00 | 432,324.00 | 0.00 | 22,400.00 | 0.00 | 0.00 | 0.00 |
| Transportation and Delivery Expenses | 5029904000 | 105,000.00 | (10,484.00) | 94,516.00 | 105,000.00 | (10,484.00) | (120,000.00) | 120,000.00 | 94,516.00 | 0.00 | 12,358.00 | 75,586.21 | 6,571.79 | 94,516.00 | 0.00 | 12,358.00 | 75,586.21 | 6,571.79 | 94,516.00 | 0.00 | 0.00 | 0.00 | 0.00 | 0.00 |
| Rent/Lease Expenses | 5029905000 | 7,154,000.00 | 485,686.23 | 7,639,686.23 | 7,154,000.00 | 485,686.23 | (4,436,688.00) | 4,436,688.00 | 7,639,686.23 | 653,731.56 | 4,768,007.38 | 1,228,300.00 | (1,529,116.04) | 5,120,922.90 | 653,731.56 | 1,137,175.38 | 1,230,000.00 | 1,982,165.96 | 5,003,072.90 | 0.00 | 2,518,763.33 | 117,850.00 | 0.00 | 0.00 |
| Rents - Building and Structures | 5029905001 | 2,756,000.00 | 984,192.00 | 3,740,192.00 | 2,756,000.00 | 984,192.00 | (720,000.00) | 720,000.00 | 3,740,192.00 | 212,331.56 | 3,527,860.44 | 0.00 | (2,340,872.00) | 1,399,320.00 | 212,331.56 | 203,468.44 | 0.00 | 983,520.00 | 1,399,320.00 | 0.00 | 2,340,872.00 | 0.00 | 0.00 | 0.00 |
| Rents - Motor Vehicles | 5029905003 | 4,398,000.00 | (498,505.77) | 3,899,494.23 | 4,398,000.00 | (498,505.77) | (3,716,688.00) | 3,716,688.00 | 3,899,494.23 | 441,400.00 | 1,240,146.94 | 1,228,300.00 | 811,755.96 | 3,721,602.90 | 441,400.00 | 933,706.94 | 1,230,000.00 | 998,645.96 | 3,603,752.90 | 0.00 | 177,891.33 | 117,850.00 | 0.00 | 0.00 |
| Subscription Expenses | 5029907000 | 3,512,000.00 | (2,710.90) | 3,509,289.10 | 3,512,000.00 | (2,710.90) | (21,000.00) | 21,000.00 | 3,509,289.10 | 5,000.00 | 3,498,880.00 | 2,000.00 | 0.00 | 3,505,880.00 | 5,000.00 | 3,148,992.00 | 2,000.00 | 349,888.00 | 3,505,880.00 | 0.00 | 3,409.10 | 0.00 | 0.00 | 0.00 |
| ICT Software Subscription | 5029907001 | 3,500,000.00 | 0.00 | 3,500,000.00 | 3,500,000.00 | 0.00 | 0.00 | 0.00 | 3,500,000.00 | 0.00 | 3,498,880.00 | 0.00 | 0.00 | 3,498,880.00 | 0.00 | 3,148,992.00 | 0.00 | 349,888.00 | 3,498,880.00 | 0.00 | 1,120.00 | 0.00 | 0.00 | 0.00 |
| Library and Other Reading Materials Subscription Expenses | 5029907004 | 12,000.00 | (12,000.00) | 0.00 | 12,000.00 | (12,000.00) | (6,000.00) | 6,000.00 | 0.00 | 0.00 | 0.00 | 0.00 | 0.00 | 0.00 | 0.00 | 0.00 | 0.00 | 0.00 | 0.00 | 0.00 | 0.00 | 0.00 | 0.00 | 0.00 |
| Other Subscription Expenses | 5029907099 | 0.00 | 9,289.10 | 9,289.10 | 0.00 | 9,289.10 | (15,000.00) | 15,000.00 | 9,289.10 | 5,000.00 | 0.00 | 2,000.00 | 0.00 | 7,000.00 | 5,000.00 | 0.00 | 2,000.00 | 0.00 | 7,000.00 | 0.00 | 2,289.10 | 0.00 | 0.00 | 0.00 |
| Other Maintenance and Operating Expenses | 5029999000 | 148,000.00 | 723,140.27 | 871,140.27 | 148,000.00 | 723,140.27 | (440,000.00) | 440,000.00 | 871,140.27 | 0.00 | 19,123.69 | 73,500.00 | 749,178.96 | 841,802.65 | 0.00 | 17,123.69 | 73,500.00 | 750,897.61 | 841,521.30 | 0.00 | 29,337.62 | 0.00 | 281.35 | 0.00 |
| Other Maintenance and Operating Expenses | 5029999099 | 148,000.00 | 718,736.58 | 866,736.58 | 148,000.00 | 718,736.58 | (440,000.00) | 440,000.00 | 866,736.58 | 0.00 | 14,720.00 | 73,500.00 | 749,178.96 | 837,398.96 | 0.00 | 12,720.00 | 73,500.00 | 750,897.61 | 837,117.61 | 0.00 | 29,337.62 | 0.00 | 281.35 | 0.00 |
| Capital Outlays | | 60,181,000.00 | 0.00 | 60,181,000.00 | 60,181,000.00 | 0.00 | 0.00 | 0.00 | 60,181,000.00 | 29,302,750.00 | 3,208,000.00 | 0.00 | 19,096,899.00 | 51,607,649.00 | 0.00 | 25,552,750.00 | 3,700,122.90 | 3,257,877.10 | 32,510,750.00 | 0.00 | 8,573,351.00 | 0.00 | 19,096,899.00 | 0.00 |
| Property, Plant and Equipment Outlay | | 60,181,000.00 | 0.00 | 60,181,000.00 | 60,181,000.00 | 0.00 | 0.00 | 0.00 | 60,181,000.00 | 29,302,750.00 | 3,208,000.00 | 0.00 | 19,096,899.00 | 51,607,649.00 | 0.00 | 25,552,750.00 | 3,700,122.90 | 3,257,877.10 | 32,510,750.00 | 0.00 | 8,573,351.00 | 0.00 | 19,096,899.00 | 0.00 |
| Machinery and Equipment Outlay | 5060405000 | 60,181,000.00 | 0.00 | 60,181,000.00 | 60,181,000.00 | 0.00 | 0.00 | 0.00 | 60,181,000.00 | 29,302,750.00 | 3,208,000.00 | 0.00 | 19,096,899.00 | 51,607,649.00 | 0.00 | 25,552,750.00 | 3,700,122.90 | 3,257,877.10 | 32,510,750.00 | 0.00 | 8,573,351.00 | 0.00 | 19,096,899.00 | 0.00 |
| Technical and Scientific Equipment | 5060405014 | 60,181,000.00 | 0.00 | 60,181,000.00 | 60,181,000.00 | 0.00 | 0.00 | 0.00 | 60,181,000.00 | 29,302,750.00 | 3,208,000.00 | 0.00 | 19,096,899.00 | 51,607,649.00 | 0.00 | 25,552,750.00 | 3,700,122.90 | 3,257,877.10 | 32,510,750.00 | 0.00 | 8,573,351.00 | 0.00 | 19,096,899.00 | 0.00 |
| GRAND TOTAL | | 147,000,000.00 | 0.00 | 147,000,000.00 | 147,000,000.00 | 0.00 | (41,326,344.64) | 41,326,344.64 | 147,000,000.00 | 35,407,898.16 | 26,827,064.28 | 14,545,950.87 | 53,237,362.07 | 130,018,265.38 | 4,386,132.26 | 41,222,378.00 | 20,646,787.77 | 26,284,804.11 | 92,540,102.14 | 0.00 | 16,981,734.62 | 18,346,855.34 | 19,131,307.90 | 0.00 |

Certified Correct:

DARIA K. MALINAO
Chief, Budget Section

Certified Correct:

SHANYLALE G. DIONISIO
Chief, Accounting Section

Recommending Approval:

GLORIA B. MENDOZA
Chief, Financial and Management Division

Approved By:

MICHAEL V. CABALDA
Assistant Secretary for Mining Concerns
and concurrent OIC, Director

SUMMARY OF APPROPRIATIONS, ALLOTMENTS, OBLIGATIONS, DISBURSEMENTS AND BALANCES BY OBJECT OF EXPENDITURES
As at the Quarter Ending December 31, 2024



Current Year Appropriations
Supplemental Appropriations
Continuing Appropriations

Department : Department of Environment and Natural Resources (DENR)
Agency/Entity : Mines and Geosciences Bureau
Region : ALL
Division : ALL
Operating Unit : ALL
Organization Code : ALL
Fund Cluster : 03 - Special Account - Locally Funded/Domestic Grants Fund

(e.g. UACS Fund Cluster: 01-Regular Agency Fund, 02-Foreign Assisted Projects Fund, 03-Special Account-Locally Funded/Domestic Grants Fund, and 04-Special Account-Foreign Assisted/Foreign Grants Fund)

| Particulars | UACS CODE | Appropriations | | | Allotments | | | Current Year Obligations | | | | | Current Year Disbursements | | | | | Balances | | | | | | |
|--|------------|---------------------------|---|-------------------------|---------------------|-------------|---|--------------------------|---------------|---------------------------|-----------------------------|----------------------------|---------------------------------|--------------------------------|------------|-----------------------------|----------------------------|---------------------------------|--------------------------------|------------|---------------------------|------------------------|------------------------------------|----------------------------|
| | | Authorized Appropriations | Adjustments (Transfer To/From, Modifications/Augmentations) | Adjusted Appropriations | Allotments Received | | Adjustments (Reductions, Modifications/Augmentations) | Transfer To | Transfer From | Adjusted Total Allotments | 1st Quarter Ending March 31 | 2nd Quarter Ending June 30 | 3rd Quarter Ending September 30 | 4th Quarter Ending December 31 | TOTAL | 1st Quarter Ending March 31 | 2nd Quarter Ending June 30 | 3rd Quarter Ending September 30 | 4th Quarter Ending December 31 | TOTAL | Unused Fund | | Unpaid Obligations (16-21)=(24+25) | |
| | | | | | SARO | Unobligated | | | | | | | | | | | | | | | Unreleased Appropriations | Unobligated Allotments | Due and Demandable | Not Yet Due and Demandable |
| 1 | 2 | 3 | 4 | 5=(3+4) | 6 | 7 | 8 | 9 | 10 | 11=[(6+7)-8]-9 | 12 | 13 | 14 | 15 | 16= | 17 | 18 | 19 | 20 | 21= | 22=(5-11) | 23=(11-16) | 24 | 25 |
| SUMMARY | | 0.00 | 0.00 | 0.00 | 0.00 | 949,847.95 | 0.00 | (626,857.58) | 626,857.58 | 949,847.95 | 0.00 | 423,657.58 | 193,703.97 | 304,640.79 | 922,002.34 | 0.00 | 423,657.58 | 193,703.97 | 304,640.79 | 922,002.34 | 0.00 | 27,845.61 | 0.00 | 0.00 |
| I. CONTINUING APPROPRIATIONS | | 0.00 | 0.00 | 0.00 | 0.00 | 949,847.95 | 0.00 | (626,857.58) | 626,857.58 | 949,847.95 | 0.00 | 423,657.58 | 193,703.97 | 304,640.79 | 922,002.34 | 0.00 | 423,657.58 | 193,703.97 | 304,640.79 | 922,002.34 | 0.00 | 27,845.61 | 0.00 | 0.00 |
| Unreleased Appropriations | | 0.00 | 0.00 | 0.00 | 0.00 | 0.00 | 0.00 | 0.00 | 0.00 | 0.00 | 0.00 | 0.00 | 0.00 | 0.00 | 0.00 | 0.00 | 0.00 | 0.00 | 0.00 | 0.00 | 0.00 | 0.00 | 0.00 | 0.00 |
| I. Agency Specific Budget | | 0.00 | 0.00 | 0.00 | 0.00 | 0.00 | 0.00 | 0.00 | 0.00 | 0.00 | 0.00 | 0.00 | 0.00 | 0.00 | 0.00 | 0.00 | 0.00 | 0.00 | 0.00 | 0.00 | 0.00 | 0.00 | 0.00 | 0.00 |
| Maintenance and Other Operating Expenses | | 0.00 | 0.00 | 0.00 | 0.00 | 0.00 | 0.00 | 0.00 | 0.00 | 0.00 | 0.00 | 0.00 | 0.00 | 0.00 | 0.00 | 0.00 | 0.00 | 0.00 | 0.00 | 0.00 | 0.00 | 0.00 | 0.00 | 0.00 |
| Traveling Expenses | | 0.00 | 0.00 | 0.00 | 0.00 | 0.00 | 0.00 | 0.00 | 0.00 | 0.00 | 0.00 | 0.00 | 0.00 | 0.00 | 0.00 | 0.00 | 0.00 | 0.00 | 0.00 | 0.00 | 0.00 | 0.00 | 0.00 | 0.00 |
| Traveling Expenses - Local | 5020101000 | 0.00 | 0.00 | 0.00 | 0.00 | 0.00 | 0.00 | 0.00 | 0.00 | 0.00 | 0.00 | 0.00 | 0.00 | 0.00 | 0.00 | 0.00 | 0.00 | 0.00 | 0.00 | 0.00 | 0.00 | 0.00 | 0.00 | 0.00 |
| Unobligated Allotment | | 0.00 | 0.00 | 0.00 | 0.00 | 949,847.95 | 0.00 | (626,857.58) | 626,857.58 | 949,847.95 | 0.00 | 423,657.58 | 193,703.97 | 304,640.79 | 922,002.34 | 0.00 | 423,657.58 | 193,703.97 | 304,640.79 | 922,002.34 | 0.00 | 27,845.61 | 0.00 | 0.00 |
| I. Agency Specific Budget | | 0.00 | 0.00 | 0.00 | 0.00 | 949,847.95 | 0.00 | (626,857.58) | 626,857.58 | 949,847.95 | 0.00 | 423,657.58 | 193,703.97 | 304,640.79 | 922,002.34 | 0.00 | 423,657.58 | 193,703.97 | 304,640.79 | 922,002.34 | 0.00 | 27,845.61 | 0.00 | 0.00 |
| Maintenance and Other Operating Expenses | | 0.00 | 0.00 | 0.00 | 0.00 | 608,584.15 | 0.00 | (296,857.58) | 296,857.58 | 608,584.15 | 0.00 | 296,857.58 | 3,906.95 | 281,440.79 | 582,205.32 | 0.00 | 296,857.58 | 3,906.95 | 281,440.79 | 582,205.32 | 0.00 | 26,378.83 | 0.00 | 0.00 |
| Traveling Expenses | | 0.00 | 0.00 | 0.00 | 0.00 | 139,452.27 | (68,616.27) | 0.00 | 0.00 | 70,836.00 | 0.00 | 0.00 | 0.00 | 70,836.00 | 70,836.00 | 0.00 | 0.00 | 0.00 | 70,836.00 | 70,836.00 | 0.00 | 0.00 | 0.00 | 0.00 |
| Traveling Expenses - Local | 5020101000 | 0.00 | 0.00 | 0.00 | 0.00 | 139,452.27 | (68,616.27) | 0.00 | 0.00 | 70,836.00 | 0.00 | 0.00 | 0.00 | 70,836.00 | 70,836.00 | 0.00 | 0.00 | 0.00 | 70,836.00 | 70,836.00 | 0.00 | 0.00 | 0.00 | 0.00 |
| Training and Scholarship Expenses | | 0.00 | 0.00 | 0.00 | 0.00 | 176,040.68 | (164,547.62) | 0.00 | 0.00 | 11,493.06 | 0.00 | 0.00 | 0.00 | 0.00 | 0.00 | 0.00 | 0.00 | 0.00 | 0.00 | 0.00 | 0.00 | 11,493.06 | 0.00 | 0.00 |
| Training Expenses | 5020201000 | 0.00 | 0.00 | 0.00 | 0.00 | 176,040.68 | (164,547.62) | 0.00 | 0.00 | 11,493.06 | 0.00 | 0.00 | 0.00 | 0.00 | 0.00 | 0.00 | 0.00 | 0.00 | 0.00 | 0.00 | 0.00 | 11,493.06 | 0.00 | 0.00 |
| Training Expenses | 5020201002 | 0.00 | 0.00 | 0.00 | 0.00 | 176,040.68 | (164,547.62) | 0.00 | 0.00 | 11,493.06 | 0.00 | 0.00 | 0.00 | 0.00 | 0.00 | 0.00 | 0.00 | 0.00 | 0.00 | 0.00 | 0.00 | 11,493.06 | 0.00 | 0.00 |
| Supplies and Materials Expenses | | 0.00 | 0.00 | 0.00 | 0.00 | 41,046.23 | (21,655.43) | 0.00 | 0.00 | 19,390.80 | 0.00 | 0.00 | 3,906.95 | 8,344.57 | 12,251.52 | 0.00 | 0.00 | 3,906.95 | 8,344.57 | 12,251.52 | 0.00 | 7,139.28 | 0.00 | 0.00 |
| Office Supplies Expenses | 5020301000 | 0.00 | 0.00 | 0.00 | 0.00 | 6,907.43 | 0.00 | 0.00 | 0.00 | 6,907.43 | 0.00 | 0.00 | 3,906.95 | 0.00 | 3,906.95 | 0.00 | 0.00 | 3,906.95 | 0.00 | 3,906.95 | 0.00 | 3,000.48 | 0.00 | 0.00 |
| Office Supplies Expenses | 5020301002 | 0.00 | 0.00 | 0.00 | 0.00 | 6,907.43 | 0.00 | 0.00 | 0.00 | 6,907.43 | 0.00 | 0.00 | 3,906.95 | 0.00 | 3,906.95 | 0.00 | 0.00 | 3,906.95 | 0.00 | 3,906.95 | 0.00 | 3,000.48 | 0.00 | 0.00 |
| Fuel, Oil and Lubricants Expenses | 5020309000 | 0.00 | 0.00 | 0.00 | 0.00 | 4,138.80 | 6,320.24 | 0.00 | 0.00 | 10,459.04 | 0.00 | 0.00 | 0.00 | 6,320.24 | 6,320.24 | 0.00 | 0.00 | 0.00 | 6,320.24 | 6,320.24 | 0.00 | 4,138.80 | 0.00 | 0.00 |
| Semi-Expendable Furniture, Fixtures and Books Expenses | 5020322000 | 0.00 | 0.00 | 0.00 | 0.00 | 30,000.00 | (30,000.00) | 0.00 | 0.00 | 0.00 | 0.00 | 0.00 | 0.00 | 0.00 | 0.00 | 0.00 | 0.00 | 0.00 | 0.00 | 0.00 | 0.00 | 0.00 | 0.00 | 0.00 |
| Furniture and Fixtures | 5020322001 | 0.00 | 0.00 | 0.00 | 0.00 | 30,000.00 | (30,000.00) | 0.00 | 0.00 | 0.00 | 0.00 | 0.00 | 0.00 | 0.00 | 0.00 | 0.00 | 0.00 | 0.00 | 0.00 | 0.00 | 0.00 | 0.00 | 0.00 | 0.00 |
| Other Supplies and Materials Expenses | 5020399000 | 0.00 | 0.00 | 0.00 | 0.00 | 0.00 | 2,024.33 | 0.00 | 0.00 | 2,024.33 | 0.00 | 0.00 | 0.00 | 2,024.33 | 2,024.33 | 0.00 | 0.00 | 0.00 | 2,024.33 | 2,024.33 | 0.00 | 0.00 | 0.00 | 0.00 |
| Communication Expenses | | 0.00 | 0.00 | 0.00 | 0.00 | 400.00 | 178,460.22 | 0.00 | 0.00 | 178,860.22 | 0.00 | 0.00 | 0.00 | 178,860.22 | 178,860.22 | 0.00 | 0.00 | 0.00 | 178,860.22 | 178,860.22 | 0.00 | 0.00 | 0.00 | 0.00 |
| Postage and Courier Services | 5020501000 | 0.00 | 0.00 | 0.00 | 0.00 | 400.00 | (400.00) | 0.00 | 0.00 | 0.00 | 0.00 | 0.00 | 0.00 | 0.00 | 0.00 | 0.00 | 0.00 | 0.00 | 0.00 | 0.00 | 0.00 | 0.00 | 0.00 | 0.00 |
| Internet Subscription Expenses | 5020503000 | 0.00 | 0.00 | 0.00 | 0.00 | 0.00 | 178,860.22 | 0.00 | 0.00 | 178,860.22 | 0.00 | 0.00 | 0.00 | 178,860.22 | 178,860.22 | 0.00 | 0.00 | 0.00 | 178,860.22 | 178,860.22 | 0.00 | 0.00 | 0.00 | 0.00 |
| Professional Services | | 0.00 | 0.00 | 0.00 | 0.00 | 168,770.49 | (161,024.00) | 0.00 | 0.00 | 7,746.49 | 0.00 | 0.00 | 0.00 | 0.00 | 0.00 | 0.00 | 0.00 | 0.00 | 0.00 | 0.00 | 0.00 | 7,746.49 | 0.00 | 0.00 |
| Consultancy Services | 5021103000 | 0.00 | 0.00 | 0.00 | 0.00 | 21,344.25 | (21,344.25) | 0.00 | 0.00 | 0.00 | 0.00 | 0.00 | 0.00 | 0.00 | 0.00 | 0.00 | 0.00 | 0.00 | 0.00 | 0.00 | 0.00 | 0.00 | 0.00 | 0.00 |
| ICT Consultancy Services | 5021103001 | 0.00 | 0.00 | 0.00 | 0.00 | 21,344.25 | (21,344.25) | 0.00 | 0.00 | 0.00 | 0.00 | 0.00 | 0.00 | 0.00 | 0.00 | 0.00 | 0.00 | 0.00 | 0.00 | 0.00 | 0.00 | 0.00 | 0.00 | 0.00 |
| Other Professional Services | 5021199000 | 0.00 | 0.00 | 0.00 | 0.00 | 147,426.24 | (139,679.75) | 0.00 | 0.00 | 7,746.49 | 0.00 | 0.00 | 0.00 | 0.00 | 0.00 | 0.00 | 0.00 | 0.00 | 0.00 | 0.00 | 0.00 | 7,746.49 | 0.00 | 0.00 |
| General Services | | 0.00 | 0.00 | 0.00 | 0.00 | 80,874.48 | (80,874.48) | 0.00 | 0.00 | 0.00 | 0.00 | 0.00 | 0.00 | 0.00 | 0.00 | 0.00 | 0.00 | 0.00 | 0.00 | 0.00 | 0.00 | 0.00 | 0.00 | 0.00 |
| Other General Services | 5021299000 | 0.00 | 0.00 | 0.00 | 0.00 | 80,874.48 | (80,874.48) | 0.00 | 0.00 | 0.00 | 0.00 | 0.00 | 0.00 | 0.00 | 0.00 | 0.00 | 0.00 | 0.00 | 0.00 | 0.00 | 0.00 | 0.00 | 0.00 | 0.00 |
| Other General Services - ICT Services | 5021299001 | 0.00 | 0.00 | 0.00 | 0.00 | 80,874.48 | (80,874.48) | 0.00 | 0.00 | 0.00 | 0.00 | 0.00 | 0.00 | 0.00 | 0.00 | 0.00 | 0.00 | 0.00 | 0.00 | 0.00 | 0.00 | 0.00 | 0.00 | 0.00 |
| Taxes, Insurance Premiums and Other Fees | | 0.00 | 0.00 | 0.00 | 0.00 | 0.00 | 296,857.58 | (296,857.58) | 296,857.58 | 296,857.58 | 0.00 | 296,857.58 | 0.00 | 0.00 | 296,857.58 | 0.00 | 296,857.58 | 0.00 | 0.00 | 296,857.58 | 0.00 | 0.00 | 0.00 | 0.00 |
| Insurance Expenses | 5021503000 | 0.00 | 0.00 | 0.00 | 0.00 | 0.00 | 296,857.58 | (296,857.58) | 296,857.58 | 296,857.58 | 0.00 | 296,857.58 | 0.00 | 0.00 | 296,857.58 | 0.00 | 296,857.58 | 0.00 | 0.00 | 296,857.58 | 0.00 | 0.00 | 0.00 | 0.00 |
| Other Maintenance and Operating Expenses | | 0.00 | 0.00 | 0.00 | 0.00 | 2,000.00 | 21,400.00 | 0.00 | 0.00 | 23,400.00 | 0.00 | 0.00 | 0.00 | 23,400.00 | 23,400.00 | 0.00 | 0.00 | 0.00 | 23,400.00 | 23,400.00 | 0.00 | 0.00 | 0.00 | 0.00 |
| Representation Expenses | 5029903000 | 0.00 | 0.00 | 0.00 | 0.00 | 0.00 | 23,400.00 | 0.00 | 0.00 | 23,400.00 | 0.00 | 0.00 | 0.00 | 23,400.00 | 23,400.00 | 0.00 | 0.00 | 0.00 | 23,400.00 | 23,400.00 | 0.00 | 0.00 | 0.00 | 0.00 |
| Subscription Expenses | 5029907000 | 0.00 | 0.00 | 0.00 | 0.00 | 2,000.00 | (2,000.00) | 0.00 | 0.00 | 0.00 | 0.00 | 0.00 | 0.00 | 0.00 | 0.00 | 0.00 | 0.00 | 0.00 | 0.00 | 0.00 | 0.00 | 0.00 | 0.00 | 0.00 |
| ICT Software Subscription | 5029907001 | 0.00 | 0.00 | 0.00 | 0.00 | 2,000.00 | (2,000.00) | 0.00 | 0.00 | 0.00 | 0.00 | 0.00 | 0.00 | 0.00 | 0.00 | 0.00 | 0.00 | 0.00 | 0.00 | 0.00 | 0.00 | 0.00 | 0.00 | 0.00 |
| Capital Outlays | | 0.00 | 0.00 | 0.00 | 0.00 | 341,263.80 | 0.00 | (330,000.00) | 330,000.00 | 341,263.80 | 0.00 | 126,800.00 | 189,797.02 | 23,200.00 | 339,797.02 | 0.00 | 126,800.00 | 189,797.02 | 23,200.00 | 339,797.02 | 0.00 | 1,466.78 | 0.00 | 0.00 |

| Particulars | UACS CODE | Appropriations | | | Allotments | | | | | | Current Year Obligations | | | | | Current Year Disbursements | | | | Balances | | | | |
|--------------------------------------|------------|---------------------------|--|-------------------------|---------------------|-------------|--|--------------|---------------|---------------------------|-----------------------------|----------------------------|---------------------------------|--------------------------------|------------|-----------------------------|----------------------------|---------------------------------|--------------------------------|------------|---------------------------|------------------------|------------------------------------|----------------------------|
| | | Authorized Appropriations | Adjustments (Transfer To/From, Modifications/ Augmentations) | Adjusted Appropriations | Allotments Received | | Adjustments (Reductions, Modifications/ Augmentations) | Transfer To | Transfer From | Adjusted Total Allotments | 1st Quarter Ending March 31 | 2nd Quarter Ending June 30 | 3rd Quarter Ending September 30 | 4th Quarter Ending December 31 | TOTAL | 1st Quarter Ending March 31 | 2nd Quarter Ending June 30 | 3rd Quarter Ending September 30 | 4th Quarter Ending December 31 | TOTAL | Unused Fund | | Unpaid Obligations (16-21)=(24+25) | |
| | | | | | SARO | Unobligated | | | | | | | | | | | | | | | Unreleased Appropriations | Unobligated Allotments | Due and Demandable | Not Yet Due and Demandable |
| 1 | 2 | 3 | 4 | 5=(3+4) | 6 | 7 | 8 | 9 | 10 | 11={6+7(-)8}-9 | 12 | 13 | 14 | 15 | 16= | 17 | 18 | 19 | 20 | 21= | 22=(5-11) | 23=(11-16) | 24 | 25 |
| Property, Plant and Equipment Outlay | | 0.00 | 0.00 | 0.00 | 0.00 | 341,263.80 | 0.00 | (330,000.00) | 330,000.00 | 341,263.80 | 0.00 | 126,800.00 | 189,797.02 | 23,200.00 | 339,797.02 | 0.00 | 126,800.00 | 189,797.02 | 23,200.00 | 339,797.02 | 0.00 | 1,466.78 | 0.00 | 0.00 |
| Machinery and Equipment Outlay | 5060405000 | 0.00 | 0.00 | 0.00 | 0.00 | 341,263.80 | 0.00 | (330,000.00) | 330,000.00 | 341,263.80 | 0.00 | 126,800.00 | 189,797.02 | 23,200.00 | 339,797.02 | 0.00 | 126,800.00 | 189,797.02 | 23,200.00 | 339,797.02 | 0.00 | 1,466.78 | 0.00 | 0.00 |
| Office Equipment | 5060405002 | 0.00 | 0.00 | 0.00 | 0.00 | 115,190.00 | (103,926.20) | 0.00 | 0.00 | 11,263.80 | 0.00 | 0.00 | 9,797.02 | 0.00 | 9,797.02 | 0.00 | 0.00 | 9,797.02 | 0.00 | 9,797.02 | 0.00 | 1,466.78 | 0.00 | 0.00 |
| Technical and Scientific Equipment | 5060405014 | 0.00 | 0.00 | 0.00 | 0.00 | 226,073.80 | (76,073.80) | (150,000.00) | 150,000.00 | 150,000.00 | 0.00 | 126,800.00 | 0.00 | 23,200.00 | 150,000.00 | 0.00 | 126,800.00 | 0.00 | 23,200.00 | 150,000.00 | 0.00 | 0.00 | 0.00 | 0.00 |
| Other Machinery and Equipment | 5060405099 | 0.00 | 0.00 | 0.00 | 0.00 | 0.00 | 180,000.00 | (180,000.00) | 180,000.00 | 180,000.00 | 0.00 | 0.00 | 180,000.00 | 0.00 | 180,000.00 | 0.00 | 0.00 | 180,000.00 | 0.00 | 180,000.00 | 0.00 | 0.00 | 0.00 | 0.00 |
| GRAND TOTAL | | 0.00 | 0.00 | 0.00 | 0.00 | 949,847.95 | 0.00 | (626,857.58) | 626,857.58 | 949,847.95 | 0.00 | 423,657.58 | 193,703.97 | 304,640.79 | 922,002.34 | 0.00 | 423,657.58 | 193,703.97 | 304,640.79 | 922,002.34 | 0.00 | 27,845.61 | 0.00 | 0.00 |

Certified Correct:



DARIA K. MALINAO
Chief, Budget Section

Certified Correct:



SHANYLALE G. DIONISIO
Chief, Accounting Section

Recommending Approval:


GLORIA D. MENDOZA
Chief, Financial and Management Division

Approved By:



MICHAEL V. CABALDA
Assistant Secretary for Mining Concerns
and concurrent OIC, Director

List of Allotments and Sub-Allotments
As at the Quarter Ending December 31, 2024



Department: Department of Environment and Natural Resources (DENR)
 Agency/Entity: Mines and Geosciences Bureau
 Region: ALL
 Division: ALL
 Operating Unit: ALL
 Fund Cluster: 01 - Regular Agency Fund
 (e.g. UACS Fund Cluster: 01-Regular Agency Fund, 02-Foreign Assisted Projects Fund, 03-Special Account-Locally Funded/Domestic Grants Fund, and 04-Special Account-Foreign Assisted/Foreign Grants Fund)

| | |
|---|-----------------------------|
| X | Current Year Appropriations |
| | Supplemental Appropriations |
| | Continuing Appropriations |

| No. | Allotments/Sub-Allotments Reference | | Funding Source | | Allotments/Sub-Allotments received from CO/ROs/OUs | | | | | Sub-Allotments to ROs/OUs | | | | | Total Allotments/Net of Sub-allotments | | | | |
|-----|--|-------------|--|-----------|--|----------------|-------|----------------|------------------|---------------------------|-----------------|-------|-----------------|------------------|--|----------------|-------|----------------|------------------|
| | Number | Date | Description | UACS CODE | PS | MOOE | FinEx | CO | Total | PS | MOOE | FinEx | CO | Total | PS | MOOE | FinEx | CO | Total |
| 01 | Regular Agency Fund | | | | 1,059,986,752.98 | 628,780,629.53 | 0.00 | 131,287,550.00 | 1,820,054,932.51 | (117,328,656.98) | (17,789,799.53) | 0.00 | (13,845,050.00) | (148,963,506.51) | 942,658,096.00 | 610,990,830.00 | 0.00 | 117,442,500.00 | 1,671,091,426.00 |
| | National Capital Region (NCR) | | | | 333,045,538.00 | 243,093,000.00 | 0.00 | 33,535,000.00 | 609,673,538.00 | (117,328,656.98) | (17,789,799.53) | 0.00 | (13,845,050.00) | (148,963,506.51) | 215,716,881.02 | 225,303,200.47 | 0.00 | 19,689,950.00 | 460,710,031.49 |
| | Central Office | | | | 333,045,538.00 | 243,093,000.00 | 0.00 | 33,535,000.00 | 609,673,538.00 | (117,328,656.98) | (17,789,799.53) | 0.00 | (13,845,050.00) | (148,963,506.51) | 215,716,881.02 | 225,303,200.47 | 0.00 | 19,689,950.00 | 460,710,031.49 |
| | A. Allotments received from DBM | | | | 333,045,538.00 | 243,093,000.00 | 0.00 | 33,535,000.00 | 609,673,538.00 | (117,328,656.98) | (17,789,799.53) | 0.00 | (13,845,050.00) | (148,963,506.51) | 215,716,881.02 | 225,303,200.47 | 0.00 | 19,689,950.00 | 460,710,031.49 |
| 13 | GAA Items released through GAA as Allotment Order per Annex A of NBC No. 592 | 11-Jan-2024 | Specific Budgets of National Government Agencies | 101101 | 221,811,000.00 | 247,683,000.00 | 0.00 | 33,535,000.00 | 503,029,000.00 | (47,718,625.41) | (16,168,436.36) | 0.00 | (13,845,050.00) | (77,732,111.77) | 174,092,374.59 | 231,514,563.64 | 0.00 | 19,689,950.00 | 425,296,888.23 |
| 32 | Items For Release through GARO per Annex C of NBC No. 592 | 11-Jan-2024 | Retirement and Life Insurance Premiums | 104102 | 15,052,000.00 | 0.00 | 0.00 | 0.00 | 15,052,000.00 | 0.00 | 0.00 | 0.00 | 0.00 | 0.00 | 15,052,000.00 | 0.00 | 0.00 | 0.00 | 15,052,000.00 |
| 36 | SARO-BMB-E-24-0001324 | 20-Mar-2024 | Pension and Gratuity Fund | 101407 | 1,787,862.00 | 0.00 | 0.00 | 0.00 | 1,787,862.00 | 0.00 | 0.00 | 0.00 | 0.00 | 0.00 | 1,787,862.00 | 0.00 | 0.00 | 0.00 | 1,787,862.00 |
| 40 | ALLOTMENT FROM APSA | 12-Apr-2024 | For payment of Personnel Benefits | 105462 | 0.00 | 0.00 | 0.00 | 0.00 | 0.00 | (16,535,434.23) | 0.00 | 0.00 | 0.00 | (16,535,434.23) | (16,535,434.23) | 0.00 | 0.00 | 0.00 | (16,535,434.23) |
| 42 | SARO-BMB-E-24-0006340 | 06-Aug-2024 | Pension and Gratuity Fund | 101407 | 86,400.00 | 0.00 | 0.00 | 0.00 | 86,400.00 | 0.00 | 0.00 | 0.00 | 0.00 | 0.00 | 86,400.00 | 0.00 | 0.00 | 0.00 | 86,400.00 |
| 44 | SARO-BMB-E-24-0007131 | 20-Aug-2024 | Pension and Gratuity Fund | 101407 | 250,678.00 | 0.00 | 0.00 | 0.00 | 250,678.00 | 0.00 | 0.00 | 0.00 | 0.00 | 0.00 | 250,678.00 | 0.00 | 0.00 | 0.00 | 250,678.00 |
| 45 | SARO-BMB-E-24-0012803 | 10-Sep-2024 | Miscellaneous Personnel Benefits Fund | 101406 | 33,150,000.00 | 0.00 | 0.00 | 0.00 | 33,150,000.00 | (20,696,718.00) | 0.00 | 0.00 | 0.00 | (20,696,718.00) | 12,453,282.00 | 0.00 | 0.00 | 0.00 | 12,453,282.00 |
| 46 | SARO-BMB-E-24-0012804 | 10-Sep-2024 | Retirement and Life Insurance Premiums | 104102 | 3,041,000.00 | 0.00 | 0.00 | 0.00 | 3,041,000.00 | (1,896,524.00) | 0.00 | 0.00 | 0.00 | (1,896,524.00) | 1,144,476.00 | 0.00 | 0.00 | 0.00 | 1,144,476.00 |
| 53 | SARO-BMB-E-24-0018630 | 05-Dec-2024 | For payment of Personnel Benefits | 105462 | 31,091,096.00 | 0.00 | 0.00 | 0.00 | 31,091,096.00 | (9,539,596.03) | 0.00 | 0.00 | 0.00 | (9,539,596.03) | 21,551,499.97 | 0.00 | 0.00 | 0.00 | 21,551,499.97 |
| 54 | SARO-BMB-E-24-0018633 | 05-Dec-2024 | Retirement and Life Insurance Premiums | 104102 | 1,102,767.00 | 0.00 | 0.00 | 0.00 | 1,102,767.00 | (2,571,753.87) | 0.00 | 0.00 | 0.00 | (2,571,753.87) | (1,468,986.87) | 0.00 | 0.00 | 0.00 | (1,468,986.87) |
| 56 | SARO-BMB-E-24-0019072 | 17-Dec-2024 | For payment of Personnel Benefits | 105462 | 21,082,735.00 | 0.00 | 0.00 | 0.00 | 21,082,735.00 | (16,109,592.64) | 0.00 | 0.00 | 0.00 | (16,109,592.64) | 4,973,142.36 | 0.00 | 0.00 | 0.00 | 4,973,142.36 |
| 57 | SARO-BMB-E-24-0019480 | 26-Dec-2024 | Specific Budgets of National Government Agencies | 101101 | 4,590,000.00 | (4,590,000.00) | 0.00 | 0.00 | 0.00 | (2,260,412.80) | 0.00 | 0.00 | 0.00 | (2,260,412.80) | 2,329,587.20 | (4,590,000.00) | 0.00 | 0.00 | (2,260,412.80) |
| 71 | ALLOTMENT FROM MAF (MOOE) | 13-Jan-2025 | Specific Budgets of National Government Agencies | 101101 | 0.00 | 0.00 | 0.00 | 0.00 | 0.00 | 0.00 | (1,621,363.17) | 0.00 | 0.00 | (1,621,363.17) | 0.00 | (1,621,363.17) | 0.00 | 0.00 | (1,621,363.17) |
| | Sub-Total | | | | 333,045,538.00 | 243,093,000.00 | 0.00 | 33,535,000.00 | 609,673,538.00 | (117,328,656.98) | (17,789,799.53) | 0.00 | (13,845,050.00) | (148,963,506.51) | 215,716,881.02 | 225,303,200.47 | 0.00 | 19,689,950.00 | 460,710,031.49 |
| | Region I - Ilocos | | | | 48,966,043.75 | 22,768,278.00 | 0.00 | 510,000.00 | 72,244,321.75 | 0.00 | 0.00 | 0.00 | 0.00 | 0.00 | 48,966,043.75 | 22,768,278.00 | 0.00 | 510,000.00 | 72,244,321.75 |
| | Regional Office - I | | | | 48,966,043.75 | 22,768,278.00 | 0.00 | 510,000.00 | 72,244,321.75 | 0.00 | 0.00 | 0.00 | 0.00 | 0.00 | 48,966,043.75 | 22,768,278.00 | 0.00 | 510,000.00 | 72,244,321.75 |
| | A. Allotments received from DBM | | | | 40,921,000.00 | 21,842,000.00 | 0.00 | 0.00 | 62,763,000.00 | 0.00 | 0.00 | 0.00 | 0.00 | 0.00 | 40,921,000.00 | 21,842,000.00 | 0.00 | 0.00 | 62,763,000.00 |
| 12 | GAA Items released through GAA as Allotment Order per Annex A of NBC No. 592 | 11-Jan-2024 | Specific Budgets of National Government Agencies | 101101 | 36,997,000.00 | 22,386,000.00 | 0.00 | 0.00 | 59,383,000.00 | 0.00 | 0.00 | 0.00 | 0.00 | 0.00 | 36,997,000.00 | 22,386,000.00 | 0.00 | 0.00 | 59,383,000.00 |
| 31 | Items For Release through GARO per Annex C of NBC No. 592 | 11-Jan-2024 | Retirement and Life Insurance Premiums | 104102 | 3,380,000.00 | 0.00 | 0.00 | 0.00 | 3,380,000.00 | 0.00 | 0.00 | 0.00 | 0.00 | 0.00 | 3,380,000.00 | 0.00 | 0.00 | 0.00 | 3,380,000.00 |
| 59 | SARO-BMB-E-24-0019482 | 26-Dec-2024 | Specific Budgets of National Government Agencies | 101101 | 544,000.00 | (544,000.00) | 0.00 | 0.00 | 0.00 | 0.00 | 0.00 | 0.00 | 0.00 | 0.00 | 544,000.00 | (544,000.00) | 0.00 | 0.00 | 0.00 |
| | Sub-Total | | | | 40,921,000.00 | 21,842,000.00 | 0.00 | 0.00 | 62,763,000.00 | 0.00 | 0.00 | 0.00 | 0.00 | 0.00 | 40,921,000.00 | 21,842,000.00 | 0.00 | 0.00 | 62,763,000.00 |
| | B. Sub-allotments received from Central Office/Regional | | | | 8,045,043.75 | 926,278.00 | 0.00 | 510,000.00 | 9,481,321.75 | 0.00 | 0.00 | 0.00 | 0.00 | 0.00 | 8,045,043.75 | 926,278.00 | 0.00 | 510,000.00 | 9,481,321.75 |
| 76 | GAA Items released through GAA as Allotment Order per Annex A of NBC No. 592 / SAA 2024-02-005 | 11-Jan-2024 | Specific Budgets of National Government Agencies | 101101 | 0.00 | 0.00 | 0.00 | 510,000.00 | 510,000.00 | 0.00 | 0.00 | 0.00 | 0.00 | 0.00 | 0.00 | 0.00 | 0.00 | 510,000.00 | 510,000.00 |
| 91 | GAA Items released through GAA as Allotment Order per Annex A of NBC No. 592 / SAA 2024-02-037 | 11-Jan-2024 | Specific Budgets of National Government Agencies | 101101 | 0.00 | 72,278.00 | 0.00 | 0.00 | 72,278.00 | 0.00 | 0.00 | 0.00 | 0.00 | 0.00 | 0.00 | 0.00 | 0.00 | 72,278.00 | 72,278.00 |
| 100 | GAA Items released through GAA as Allotment Order per Annex A of NBC No. 592 / SAA 2024-04-049 | 11-Jan-2024 | Specific Budgets of National Government Agencies | 101101 | 0.00 | 67,000.00 | 0.00 | 0.00 | 67,000.00 | 0.00 | 0.00 | 0.00 | 0.00 | 0.00 | 0.00 | 0.00 | 0.00 | 67,000.00 | 67,000.00 |
| 108 | GAA Items released through GAA as Allotment Order per Annex A of NBC No. 592 / SAA 2024-05-059 | 11-Jan-2024 | Specific Budgets of National Government Agencies | 101101 | 750,672.15 | 0.00 | 0.00 | 0.00 | 750,672.15 | 0.00 | 0.00 | 0.00 | 0.00 | 0.00 | 750,672.15 | 0.00 | 0.00 | 0.00 | 750,672.15 |
| 128 | GAA Items released through GAA as Allotment Order per Annex A of NBC No. 592 / SAA 2024-06-080 | 11-Jan-2024 | Specific Budgets of National Government Agencies | 101101 | 574,245.50 | 0.00 | 0.00 | 0.00 | 574,245.50 | 0.00 | 0.00 | 0.00 | 0.00 | 0.00 | 574,245.50 | 0.00 | 0.00 | 0.00 | 574,245.50 |
| 183 | GAA Items released through GAA as Allotment Order per Annex A of NBC No. 592 / SAA 2024-09-141 | 11-Jan-2024 | Specific Budgets of National Government Agencies | 101101 | 441,639.22 | 0.00 | 0.00 | 0.00 | 441,639.22 | 0.00 | 0.00 | 0.00 | 0.00 | 0.00 | 441,639.22 | 0.00 | 0.00 | 0.00 | 441,639.22 |
| 179 | GAA Items released through GAA as Allotment Order per Annex A of NBC No. 592 / SAA 2024-11-159 | 11-Jan-2024 | Specific Budgets of National Government Agencies | 101101 | 556,215.42 | 0.00 | 0.00 | 0.00 | 556,215.42 | 0.00 | 0.00 | 0.00 | 0.00 | 0.00 | 556,215.42 | 0.00 | 0.00 | 0.00 | 556,215.42 |
| 194 | GAA Items released through GAA as Allotment Order per Annex A of NBC No. 592 / SAA 2024-11-174 | 11-Jan-2024 | Specific Budgets of National Government Agencies | 101101 | 0.00 | 465,632.00 | 0.00 | 0.00 | 465,632.00 | 0.00 | 0.00 | 0.00 | 0.00 | 0.00 | 0.00 | 465,632.00 | 0.00 | 0.00 | 465,632.00 |
| 201 | GAA Items released through GAA as Allotment Order per Annex A of NBC No. 592 / SAA 2024-12-179 | 11-Jan-2024 | Specific Budgets of National Government Agencies | 101101 | 96,287.84 | 0.00 | 0.00 | 0.00 | 96,287.84 | 0.00 | 0.00 | 0.00 | 0.00 | 0.00 | 96,287.84 | 0.00 | 0.00 | 0.00 | 96,287.84 |
| 220 | GAA Items released through GAA as Allotment Order per Annex A of NBC No. 592 / SAA 2024-12-254 | 11-Jan-2024 | Specific Budgets of National Government Agencies | 101101 | 0.00 | 321,368.00 | 0.00 | 0.00 | 321,368.00 | 0.00 | 0.00 | 0.00 | 0.00 | 0.00 | 0.00 | 321,368.00 | 0.00 | 0.00 | 321,368.00 |
| 258 | ALLOTMENT FROM APSA / SAA 2024-12-194 | 12-Apr-2024 | For payment of Personnel Benefits | 105462 | 1,637,741.24 | 0.00 | 0.00 | 0.00 | 1,637,741.24 | 0.00 | 0.00 | 0.00 | 0.00 | 0.00 | 1,637,741.24 | 0.00 | 0.00 | 0.00 | 1,637,741.24 |
| 265 | ALLOTMENT FROM APSA / SAA 2024-12-260 | 12-Apr-2024 | For payment of Personnel Benefits | 105462 | 50,000.00 | 0.00 | 0.00 | 0.00 | 50,000.00 | 0.00 | 0.00 | 0.00 | 0.00 | 0.00 | 50,000.00 | 0.00 | 0.00 | 0.00 | 50,000.00 |
| 269 | SARO-BMB-E-24-0012803 / SAA 2024-09-126 | 10-Sep-2024 | Miscellaneous Personnel Benefits Fund | 101406 | 1,816,881.00 | 0.00 | 0.00 | 0.00 | 1,816,881.00 | 0.00 | 0.00 | 0.00 | 0.00 | 0.00 | 1,816,881.00 | 0.00 | 0.00 | 0.00 | 1,816,881.00 |
| 281 | SARO-BMB-E-24-0012804 / SAA 2024-09-114 | 10-Sep-2024 | Retirement and Life Insurance Premiums | 104102 | 166,403.00 | 0.00 | 0.00 | 0.00 | 166,403.00 | 0.00 | 0.00 | 0.00 | 0.00 | 0.00 | 166,403.00 | 0.00 | 0.00 | 0.00 | 166,403.00 |
| 293 | SARO-BMB-E-24-0018630 / SAA 2024-12-218 | 05-Dec-2024 | For payment of Personnel Benefits | 105462 | 448,345.07 | 0.00 | 0.00 | 0.00 | 448,345.07 | 0.00 | 0.00 | 0.00 | 0.00 | 0.00 | 448,345.07 | 0.00 | 0.00 | 0.00 | 448,345.07 |
| 309 | SARO-BMB-E-24-0018633 / SAA 2024-12-206 | 05-Dec-2024 | Retirement and Life Insurance Premiums | 104102 | 155,584.82 | 0.00 | 0.00 | 0.00 | 155,584.82 | 0.00 | 0.00 | 0.00 | 0.00 | 0.00 | 155,584.82 | 0.00 | 0.00 | 0.00 | 155,584.82 |
| 326 | SARO-BMB-E-24-0019072 / SAA 2024-12-237 | 17-Dec-2024 | For payment of Personnel Benefits | 105462 | 1,080,866.96 | 0.00 | 0.00 | 0.00 | 1,080,866.96 | 0.00 | 0.00 | 0.00 | 0.00 | 0.00 | 1,080,866.96 | 0.00 | 0.00 | 0.00 | 1,080,866.96 |
| 341 | SARO-BMB-E-24-0019480 / SAA | | | | | | | | | | | | | | | | | | |

| No. | Allotments/Sub-Allotments Reference | | Funding Source | | Allotments/Sub-Allotments received from CO/ROs/OUs | | | | | Sub-Allotments to ROs/OUs | | | | | Total Allotments/Net of Sub-allotments | | | | |
|---|--|-------------|--|-----------|--|----------------|-------|--------------|---------------|---------------------------|------|-------|------|------------------|--|----------------|-----------|--------------|------------------|
| | Number | Date | Description | UACS CODE | PS | MOOE | FinEx | CO | Total | PS | MOOE | FinEx | CO | Total | PS | MOOE | FinEx | CO | Total |
| 1 | 2 | 3 | 4 | 5 | 6 | 7 | 8 | 9 | 10=(6+7+8+9) | 11 | 12 | 13 | 14 | 15=(11+12+13+14) | 16=(6+11) | 17=(7+12) | 18=(8+13) | 19=(9+14) | 20=(16+17+18+19) |
| Cordillera Administrative Region (CAR) | | | | | | | | | | | | | | | | | | | |
| Regional Office - CAR | | | | | 52,899,894.40 | 25,075,605.00 | 0.00 | 4,905,000.00 | 82,880,499.40 | 0.00 | 0.00 | 0.00 | 0.00 | 0.00 | 52,899,894.40 | 25,075,605.00 | 0.00 | 4,905,000.00 | 82,880,499.40 |
| A. Allotments received from DBM | | | | | 42,329,021.00 | 22,959,000.00 | 0.00 | 3,600,000.00 | 68,888,021.00 | 0.00 | 0.00 | 0.00 | 0.00 | 0.00 | 42,329,021.00 | 22,959,000.00 | 0.00 | 3,600,000.00 | 68,888,021.00 |
| 16 | GAA Items released through GAA as Allotment Order per Annex A of NBC No. 592 | 11-Jan-2024 | Specific Budgets of National Government Agencies | 101101 | 34,664,000.00 | 24,025,000.00 | 0.00 | 3,600,000.00 | 62,289,000.00 | 0.00 | 0.00 | 0.00 | 0.00 | 0.00 | 34,664,000.00 | 24,025,000.00 | 0.00 | 3,600,000.00 | 62,289,000.00 |
| 20 | Items For Release through GARO per Annex C of NBC No. 592 | 11-Jan-2024 | Retirement and Life Insurance Premiums | 104102 | 3,222,000.00 | 0.00 | 0.00 | 0.00 | 3,222,000.00 | 0.00 | 0.00 | 0.00 | 0.00 | 0.00 | 3,222,000.00 | 0.00 | 0.00 | 0.00 | 3,222,000.00 |
| 33 | SARO-BMB-E-24-0000615 | 23-Feb-2024 | Pension and Gratuity Fund | 101407 | 1,765,222.00 | 0.00 | 0.00 | 0.00 | 1,765,222.00 | 0.00 | 0.00 | 0.00 | 0.00 | 0.00 | 1,765,222.00 | 0.00 | 0.00 | 0.00 | 1,765,222.00 |
| 35 | SARO-BMB-E-24-0001168 | 15-Mar-2024 | Pension and Gratuity Fund | 101407 | 1,611,799.00 | 0.00 | 0.00 | 0.00 | 1,611,799.00 | 0.00 | 0.00 | 0.00 | 0.00 | 0.00 | 1,611,799.00 | 0.00 | 0.00 | 0.00 | 1,611,799.00 |
| 58 | SARO-BMB-E-24-0019481 | 26-Dec-2024 | Specific Budgets of National Government Agencies | 101101 | 1,066,000.00 | (1,066,000.00) | 0.00 | 0.00 | 0.00 | 0.00 | 0.00 | 0.00 | 0.00 | 0.00 | 1,066,000.00 | (1,066,000.00) | 0.00 | 0.00 | 0.00 |
| Sub-Total | | | | | 42,329,021.00 | 22,959,000.00 | 0.00 | 3,600,000.00 | 68,888,021.00 | 0.00 | 0.00 | 0.00 | 0.00 | 0.00 | 42,329,021.00 | 22,959,000.00 | 0.00 | 3,600,000.00 | 68,888,021.00 |
| B. Sub-allotments received from Central Office/Regional | | | | | 10,570,873.40 | 2,116,605.00 | 0.00 | 1,305,000.00 | 13,992,478.40 | 0.00 | 0.00 | 0.00 | 0.00 | 0.00 | 10,570,873.40 | 2,116,605.00 | 0.00 | 1,305,000.00 | 13,992,478.40 |
| 75 | GAA Items released through GAA as Allotment Order per Annex A of NBC No. 592 / SAA 2024-02-004 | 11-Jan-2024 | Specific Budgets of National Government Agencies | 101101 | 0.00 | 0.00 | 0.00 | 1,305,000.00 | 1,305,000.00 | 0.00 | 0.00 | 0.00 | 0.00 | 0.00 | 0.00 | 0.00 | 0.00 | 0.00 | 1,305,000.00 |
| 90 | GAA Items released through GAA as Allotment Order per Annex A of NBC No. 592 / SAA 2024-02-036 | 11-Jan-2024 | Specific Budgets of National Government Agencies | 101101 | 0.00 | 895,551.00 | 0.00 | 0.00 | 895,551.00 | 0.00 | 0.00 | 0.00 | 0.00 | 0.00 | 0.00 | 895,551.00 | 0.00 | 0.00 | 895,551.00 |
| 99 | GAA Items released through GAA as Allotment Order per Annex A of NBC No. 592 / SAA 2024-04-048 | 11-Jan-2024 | Specific Budgets of National Government Agencies | 101101 | 0.00 | 156,054.00 | 0.00 | 0.00 | 156,054.00 | 0.00 | 0.00 | 0.00 | 0.00 | 0.00 | 0.00 | 156,054.00 | 0.00 | 0.00 | 156,054.00 |
| 119 | GAA Items released through GAA as Allotment Order per Annex A of NBC No. 592 / SAA 2024-05-070 | 11-Jan-2024 | Specific Budgets of National Government Agencies | 101101 | 821,424.02 | 0.00 | 0.00 | 0.00 | 821,424.02 | 0.00 | 0.00 | 0.00 | 0.00 | 0.00 | 821,424.02 | 0.00 | 0.00 | 0.00 | 821,424.02 |
| 120 | GAA Items released through GAA as Allotment Order per Annex A of NBC No. 592 / SAA 2024-06-072 | 11-Jan-2024 | Specific Budgets of National Government Agencies | 101101 | 238,690.86 | 0.00 | 0.00 | 0.00 | 238,690.86 | 0.00 | 0.00 | 0.00 | 0.00 | 0.00 | 238,690.86 | 0.00 | 0.00 | 0.00 | 238,690.86 |
| 132 | GAA Items released through GAA as Allotment Order per Annex A of NBC No. 592 / SAA 2024-07-084 | 11-Jan-2024 | Specific Budgets of National Government Agencies | 101101 | 0.00 | 960,000.00 | 0.00 | 0.00 | 960,000.00 | 0.00 | 0.00 | 0.00 | 0.00 | 0.00 | 0.00 | 960,000.00 | 0.00 | 0.00 | 960,000.00 |
| 141 | GAA Items released through GAA as Allotment Order per Annex A of NBC No. 592 / SAA 2024-07-094 | 11-Jan-2024 | Specific Budgets of National Government Agencies | 101101 | 202,649.19 | 0.00 | 0.00 | 0.00 | 202,649.19 | 0.00 | 0.00 | 0.00 | 0.00 | 0.00 | 202,649.19 | 0.00 | 0.00 | 0.00 | 202,649.19 |
| 152 | GAA Items released through GAA as Allotment Order per Annex A of NBC No. 592 / SAA 2024-08-106 | 11-Jan-2024 | Specific Budgets of National Government Agencies | 101101 | 235,950.98 | 0.00 | 0.00 | 0.00 | 235,950.98 | 0.00 | 0.00 | 0.00 | 0.00 | 0.00 | 235,950.98 | 0.00 | 0.00 | 0.00 | 235,950.98 |
| 160 | GAA Items released through GAA as Allotment Order per Annex A of NBC No. 592 / SAA 2024-09-138 | 11-Jan-2024 | Specific Budgets of National Government Agencies | 101101 | 223,507.64 | 0.00 | 0.00 | 0.00 | 223,507.64 | 0.00 | 0.00 | 0.00 | 0.00 | 0.00 | 223,507.64 | 0.00 | 0.00 | 0.00 | 223,507.64 |
| 175 | GAA Items released through GAA as Allotment Order per Annex A of NBC No. 592 / SAA 2024-09-153 | 11-Jan-2024 | Specific Budgets of National Government Agencies | 101101 | 50,042.60 | 0.00 | 0.00 | 0.00 | 50,042.60 | 0.00 | 0.00 | 0.00 | 0.00 | 0.00 | 50,042.60 | 0.00 | 0.00 | 0.00 | 50,042.60 |
| 178 | GAA Items released through GAA as Allotment Order per Annex A of NBC No. 592 / SAA 2024-11-158 | 11-Jan-2024 | Specific Budgets of National Government Agencies | 101101 | 302,484.91 | 0.00 | 0.00 | 0.00 | 302,484.91 | 0.00 | 0.00 | 0.00 | 0.00 | 0.00 | 302,484.91 | 0.00 | 0.00 | 0.00 | 302,484.91 |
| 193 | GAA Items released through GAA as Allotment Order per Annex A of NBC No. 592 / SAA 2024-11-173 | 11-Jan-2024 | Specific Budgets of National Government Agencies | 101101 | 201,032.03 | 0.00 | 0.00 | 0.00 | 201,032.03 | 0.00 | 0.00 | 0.00 | 0.00 | 0.00 | 201,032.03 | 0.00 | 0.00 | 0.00 | 201,032.03 |
| 200 | GAA Items released through GAA as Allotment Order per Annex A of NBC No. 592 / SAA 2024-12-178 | 11-Jan-2024 | Specific Budgets of National Government Agencies | 101101 | 92,763.03 | 0.00 | 0.00 | 0.00 | 92,763.03 | 0.00 | 0.00 | 0.00 | 0.00 | 0.00 | 92,763.03 | 0.00 | 0.00 | 0.00 | 92,763.03 |
| 222 | GAA Items released through GAA as Allotment Order per Annex A of NBC No. 592 / SAA 2024-12-268 | 11-Jan-2024 | Specific Budgets of National Government Agencies | 101101 | 0.00 | 105,000.00 | 0.00 | 0.00 | 105,000.00 | 0.00 | 0.00 | 0.00 | 0.00 | 0.00 | 0.00 | 105,000.00 | 0.00 | 0.00 | 105,000.00 |
| 257 | ALLOTMENT FROM APSA / SAA 2024-12-193 | 12-Apr-2024 | For payment of Personnel Benefits | 105462 | 3,061,217.88 | 0.00 | 0.00 | 0.00 | 3,061,217.88 | 0.00 | 0.00 | 0.00 | 0.00 | 0.00 | 3,061,217.88 | 0.00 | 0.00 | 0.00 | 3,061,217.88 |
| 268 | SARO-BMB-E-24-0012803 / SAA 2024-09-125 | 10-Sep-2024 | Miscellaneous Personnel Benefits Fund | 101406 | 1,702,290.00 | 0.00 | 0.00 | 0.00 | 1,702,290.00 | 0.00 | 0.00 | 0.00 | 0.00 | 0.00 | 1,702,290.00 | 0.00 | 0.00 | 0.00 | 1,702,290.00 |
| 280 | SARO-BMB-E-24-0012804 / SAA 2024-09-113 | 10-Sep-2024 | Retirement and Life Insurance Premiums | 104102 | 155,845.00 | 0.00 | 0.00 | 0.00 | 155,845.00 | 0.00 | 0.00 | 0.00 | 0.00 | 0.00 | 155,845.00 | 0.00 | 0.00 | 0.00 | 155,845.00 |
| 292 | SARO-BMB-E-24-0018630 / SAA 2024-12-217 | 05-Dec-2024 | For payment of Personnel Benefits | 105462 | 873,405.16 | 0.00 | 0.00 | 0.00 | 873,405.16 | 0.00 | 0.00 | 0.00 | 0.00 | 0.00 | 873,405.16 | 0.00 | 0.00 | 0.00 | 873,405.16 |
| 308 | SARO-BMB-E-24-0018633 / SAA 2024-12-205 | 05-Dec-2024 | Retirement and Life Insurance Premiums | 104102 | 325,293.24 | 0.00 | 0.00 | 0.00 | 325,293.24 | 0.00 | 0.00 | 0.00 | 0.00 | 0.00 | 325,293.24 | 0.00 | 0.00 | 0.00 | 325,293.24 |
| 324 | SARO-BMB-E-24-0019072 / SAA 2024-12-236 | 17-Dec-2024 | For payment of Personnel Benefits | 105462 | 1,038,331.13 | 0.00 | 0.00 | 0.00 | 1,038,331.13 | 0.00 | 0.00 | 0.00 | 0.00 | 0.00 | 1,038,331.13 | 0.00 | 0.00 | 0.00 | 1,038,331.13 |
| 340 | SARO-BMB-E-24-0019480 / SAA 2024-12-233 | 26-Dec-2024 | Specific Budgets of National Government Agencies | 101101 | 1,045,945.73 | 0.00 | 0.00 | 0.00 | 1,045,945.73 | 0.00 | 0.00 | 0.00 | 0.00 | 0.00 | 1,045,945.73 | 0.00 | 0.00 | 0.00 | 1,045,945.73 |
| Sub-Total | | | | | 10,570,873.40 | 2,116,605.00 | 0.00 | 1,305,000.00 | 13,992,478.40 | 0.00 | 0.00 | 0.00 | 0.00 | 0.00 | 10,570,873.40 | 2,116,605.00 | 0.00 | 1,305,000.00 | 13,992,478.40 |
| Region II - Cagayan Valley | | | | | 46,088,606.54 | 20,304,880.00 | 0.00 | 420,000.00 | 66,813,486.54 | 0.00 | 0.00 | 0.00 | 0.00 | 0.00 | 46,088,606.54 | 20,304,880.00 | 0.00 | 420,000.00 | 66,813,486.54 |
| Regional Office - II | | | | | 46,088,606.54 | 20,304,880.00 | 0.00 | 420,000.00 | 66,813,486.54 | 0.00 | 0.00 | 0.00 | 0.00 | 0.00 | 46,088,606.54 | 20,304,880.00 | 0.00 | 420,000.00 | 66,813,486.54 |
| A. Allotments received from DBM | | | | | 38,947,000.00 | 20,179,000.00 | 0.00 | 0.00 | 59,126,000.00 | 0.00 | 0.00 | 0.00 | 0.00 | 0.00 | 38,947,000.00 | 20,179,000.00 | 0.00 | 0.00 | 59,126,000.00 |
| 1 | GAA Items released through GAA as Allotment Order per Annex A of NBC No. 592 | 11-Jan-2024 | Specific Budgets of National Government Agencies | 101101 | 35,668,000.00 | 20,179,000.00 | 0.00 | 0.00 | 55,847,000.00 | 0.00 | 0.00 | 0.00 | 0.00 | 0.00 | 35,668,000.00 | 20,179,000.00 | 0.00 | 0.00 | 55,847,000.00 |
| 30 | Items For Release through GARO per Annex C of NBC No. 592 | 11-Jan-2024 | Retirement and Life Insurance Premiums | 104102 | 3,279,000.00 | 0.00 | 0.00 | 0.00 | 3,279,000.00 | 0.00 | 0.00 | 0.00 | 0.00 | 0.00 | 3,279,000.00 | 0.00 | 0.00 | 0.00 | 3,279,000.00 |
| Sub-Total | | | | | 38,947,000.00 | 20,179,000.00 | 0.00 | 0.00 | 59,126,000.00 | 0.00 | 0.00 | 0.00 | 0.00 | 0.00 | 38,947,000.00 | 20,179,000.00 | 0.00 | 0.00 | 59,126,000.00 |
| B. Sub-allotments received from Central Office/Regional | | | | | 7,141,606.54 | 125,880.00 | 0.00 | 420,000.00 | 7,687,486.54 | 0.00 | 0.00 | 0.00 | 0.00 | 0.00 | 7,141,606.54 | 125,880.00 | 0.00 | 420,000.00 | 7,687,486.54 |
| 77 | GAA Items released through GAA as Allotment Order per Annex A of NBC No. 592 / SAA 2024-02-006 | 11-Jan-2024 | Specific Budgets of National Government Agencies | 101101 | 0.00 | 0.00 | 0.00 | 420,000.00 | 420,000.00 | 0.00 | 0.00 | 0.00 | 0.00 | 0.00 | 0.00 | 0.00 | 0.00 | 0.00 | 420,000.00 |
| 109 | GAA Items released through GAA as Allotment Order per Annex A of NBC No. 592 / SAA 2024-05-060 | 11-Jan-2024 | Specific Budgets of National Government Agencies | 101101 | 461,716.61 | 0.00 | 0.00 | 0.00 | 461,716.61 | 0.00 | 0.00 | 0.00 | 0.00 | 0.00 | 461,716.61 | 0.00 | 0.00 | 0.00 | 461,716.61 |
| 142 | GAA Items released through GAA as Allotment Order per Annex A of NBC No. 592 / SAA 2024-07-095 | 11-Jan-2024 | Specific Budgets of National Government Agencies | 101101 | 233,484.32 | 0.00 | 0.00 | 0.00 | 233,484.32 | 0.00 | 0.00 | 0.00 | 0.00 | 0.00 | 233,484.32 | 0.00 | 0.00 | 0.00 | 233,484.32 |
| 157 | GAA Items released through GAA as Allotment Order per Annex A of NBC No. 592 / SAA 2024-09-111 | 11-Jan-2024 | Specific Budgets of National Government Agencies | 101101 | 574,078.43 | 0.00 | 0.00 | 0.00 | 574,078.43 | 0.00 | 0.00 | 0.00 | 0.00 | 0.00 | 574,078.43 | 0.00 | 0.00 | 0.00 | 574,078.43 |
| 177 | GAA Items released through GAA as Allotment Order per Annex A of NBC No. 592 / SAA 2024-11-167 | 11-Jan-2024 | Specific Budgets of National Government Agencies | 101101 | 0.00 | 24,880.00 | 0.00 | 0.00 | 24,880.00 | 0.00 | 0.00 | 0.00 | 0.00 | 0.00 | 0.00 | 24,880.00 | 0.00 | 0.00 | 24,880.00 |

| No. | Allotments/Sub-Allotments Reference | | Funding Source | | Allotments/Sub-Allotments received from CO/ROs/OUs | | | | | Sub-Allotments to ROs/OUs | | | | | Total Allotments/Net of Sub-allotments | | | | | |
|-----|--|-------------|--|-----------|--|---------------|-------|--------------|---------------|---------------------------|------|-------|------|------------------|--|---------------|-----------|--------------|------------------|---------------|
| | Number | Date | Description | UACS CODE | PS | MOOE | FinEx | CO | Total | PS | MOOE | FinEx | CO | Total | PS | MOOE | FinEx | CO | Total | |
| 1 | 2 | 3 | 4 | 5 | 6 | 7 | 8 | 9 | 10=(6+7+8+9) | 11 | 12 | 13 | 14 | 15=(11+12+13+14) | 16=(6+11) | 17=(7+12) | 18=(8+13) | 19=(9+14) | 20=(16+17+18+19) | |
| 180 | GAA Items released through GAA as Allotment Order per Annex A of NBC No. 592 / SAA 2024-11-180 | 11-Jan-2024 | Specific Budgets of National Government Agencies | 101101 | 301,581.70 | 0.00 | 0.00 | 0.00 | 301,581.70 | 0.00 | 0.00 | 0.00 | 0.00 | 0.00 | 301,581.70 | 0.00 | 0.00 | 0.00 | 0.00 | 301,581.70 |
| 202 | GAA Items released through GAA as Allotment Order per Annex A of NBC No. 592 / SAA 2024-12-180 | 11-Jan-2024 | Specific Budgets of National Government Agencies | 101101 | 26,945.45 | 0.00 | 0.00 | 0.00 | 26,945.45 | 0.00 | 0.00 | 0.00 | 0.00 | 0.00 | 26,945.45 | 0.00 | 0.00 | 0.00 | 0.00 | 26,945.45 |
| 223 | GAA Items released through GAA as Allotment Order per Annex A of NBC No. 592 / SAA 2024-12-269 | 11-Jan-2024 | Specific Budgets of National Government Agencies | 101101 | 0.00 | 101,000.00 | 0.00 | 0.00 | 101,000.00 | 0.00 | 0.00 | 0.00 | 0.00 | 0.00 | 0.00 | 101,000.00 | 0.00 | 0.00 | 0.00 | 101,000.00 |
| 259 | ALLOTMENT FROM APSA / SAA 2024-12-195 | 12-Apr-2024 | For payment of Personnel Benefits | 105462 | 1,791,018.55 | 0.00 | 0.00 | 0.00 | 1,791,018.55 | 0.00 | 0.00 | 0.00 | 0.00 | 0.00 | 1,791,018.55 | 0.00 | 0.00 | 0.00 | 0.00 | 1,791,018.55 |
| 264 | ALLOTMENT FROM APSA / SAA 2024-12-259 | 12-Apr-2024 | For payment of Personnel Benefits | 105462 | 80,929.12 | 0.00 | 0.00 | 0.00 | 80,929.12 | 0.00 | 0.00 | 0.00 | 0.00 | 0.00 | 80,929.12 | 0.00 | 0.00 | 0.00 | 0.00 | 80,929.12 |
| 270 | SARO-BMB-E-24-0012803 / SAA 2024-09-127 | 10-Sep-2024 | Miscellaneous Personnel Benefits Fund | 101406 | 1,642,557.00 | 0.00 | 0.00 | 0.00 | 1,642,557.00 | 0.00 | 0.00 | 0.00 | 0.00 | 0.00 | 1,642,557.00 | 0.00 | 0.00 | 0.00 | 0.00 | 1,642,557.00 |
| 282 | SARO-BMB-E-24-0012804 / SAA 2024-09-115 | 10-Sep-2024 | Retirement and Life Insurance Premiums | 104102 | 150,232.00 | 0.00 | 0.00 | 0.00 | 150,232.00 | 0.00 | 0.00 | 0.00 | 0.00 | 0.00 | 150,232.00 | 0.00 | 0.00 | 0.00 | 0.00 | 150,232.00 |
| 294 | SARO-BMB-E-24-0018630 / SAA 2024-12-219 | 05-Dec-2024 | For payment of Personnel Benefits | 105462 | 655,492.69 | 0.00 | 0.00 | 0.00 | 655,492.69 | 0.00 | 0.00 | 0.00 | 0.00 | 0.00 | 655,492.69 | 0.00 | 0.00 | 0.00 | 0.00 | 655,492.69 |
| 310 | SARO-BMB-E-24-0018633 / SAA 2024-12-207 | 05-Dec-2024 | Retirement and Life Insurance Premiums | 104102 | 157,644.61 | 0.00 | 0.00 | 0.00 | 157,644.61 | 0.00 | 0.00 | 0.00 | 0.00 | 0.00 | 157,644.61 | 0.00 | 0.00 | 0.00 | 0.00 | 157,644.61 |
| 326 | SARO-BMB-E-24-0019072 / SAA 2024-12-238 | 17-Dec-2024 | For payment of Personnel Benefits | 105462 | 1,065,926.06 | 0.00 | 0.00 | 0.00 | 1,065,926.06 | 0.00 | 0.00 | 0.00 | 0.00 | 0.00 | 1,065,926.06 | 0.00 | 0.00 | 0.00 | 0.00 | 1,065,926.06 |
| | Sub-Total | | | | 7,141,606.54 | 125,880.00 | 0.00 | 420,000.00 | 7,687,486.54 | 0.00 | 0.00 | 0.00 | 0.00 | 0.00 | 7,141,606.54 | 125,880.00 | 0.00 | 420,000.00 | 7,687,486.54 | |
| | Region III - Central Luzon | | | | 49,700,579.99 | 24,551,196.00 | 0.00 | 870,000.00 | 75,121,775.99 | 0.00 | 0.00 | 0.00 | 0.00 | 0.00 | 49,700,579.99 | 24,551,196.00 | 0.00 | 870,000.00 | 75,121,775.99 | |
| | Regional Office - III | | | | 49,700,579.99 | 24,551,196.00 | 0.00 | 870,000.00 | 75,121,775.99 | 0.00 | 0.00 | 0.00 | 0.00 | 0.00 | 49,700,579.99 | 24,551,196.00 | 0.00 | 870,000.00 | 75,121,775.99 | |
| | A. Allotments received from DBM | | | | 41,609,020.00 | 24,482,321.00 | 0.00 | 0.00 | 66,091,341.00 | 0.00 | 0.00 | 0.00 | 0.00 | 0.00 | 41,609,020.00 | 24,482,321.00 | 0.00 | 0.00 | 66,091,341.00 | |
| 11 | GAA Items released through GAA as Allotment Order per Annex A of NBC No. 592 | 11-Jan-2024 | Specific Budgets of National Government Agencies | 101101 | 37,208,000.00 | 25,410,000.00 | 0.00 | 0.00 | 62,618,000.00 | 0.00 | 0.00 | 0.00 | 0.00 | 0.00 | 37,208,000.00 | 25,410,000.00 | 0.00 | 0.00 | 62,618,000.00 | |
| 29 | Items For Release through GARO per Annex C of NBC No. 592 | 11-Jan-2024 | Retirement and Life Insurance Premiums | 104102 | 3,383,000.00 | 0.00 | 0.00 | 0.00 | 3,383,000.00 | 0.00 | 0.00 | 0.00 | 0.00 | 0.00 | 3,383,000.00 | 0.00 | 0.00 | 0.00 | 0.00 | 3,383,000.00 |
| 51 | SARO-BMB-E-24-0018469 | 02-Dec-2024 | Pension and Gratuity Fund | 105463 | 90,341.00 | 0.00 | 0.00 | 0.00 | 90,341.00 | 0.00 | 0.00 | 0.00 | 0.00 | 0.00 | 90,341.00 | 0.00 | 0.00 | 0.00 | 0.00 | 90,341.00 |
| 60 | SARO-BMB-E-24-0019483 | 26-Dec-2024 | Specific Budgets of National Government Agencies | 101101 | 927,679.00 | (927,679.00) | 0.00 | 0.00 | 0.00 | 0.00 | 0.00 | 0.00 | 0.00 | 0.00 | 927,679.00 | (927,679.00) | 0.00 | 0.00 | 0.00 | 0.00 |
| | Sub-Total | | | | 41,609,020.00 | 24,482,321.00 | 0.00 | 0.00 | 66,091,341.00 | 0.00 | 0.00 | 0.00 | 0.00 | 0.00 | 41,609,020.00 | 24,482,321.00 | 0.00 | 0.00 | 0.00 | 66,091,341.00 |
| | B. Sub-allotments received from Central | | | | 8,091,559.99 | 68,875.00 | 0.00 | 870,000.00 | 9,030,434.99 | 0.00 | 0.00 | 0.00 | 0.00 | 0.00 | 8,091,559.99 | 68,875.00 | 0.00 | 870,000.00 | 9,030,434.99 | |
| 78 | GAA Items released through GAA as Allotment Order per Annex A of NBC No. 592 / SAA 2024-02-007 | 11-Jan-2024 | Specific Budgets of National Government Agencies | 101101 | 0.00 | 0.00 | 0.00 | 870,000.00 | 870,000.00 | 0.00 | 0.00 | 0.00 | 0.00 | 0.00 | 0.00 | 0.00 | 0.00 | 0.00 | 870,000.00 | 870,000.00 |
| 110 | GAA Items released through GAA as Allotment Order per Annex A of NBC No. 592 / SAA 2024-06-061 | 11-Jan-2024 | Specific Budgets of National Government Agencies | 101101 | 677,907.74 | 0.00 | 0.00 | 0.00 | 677,907.74 | 0.00 | 0.00 | 0.00 | 0.00 | 0.00 | 677,907.74 | 0.00 | 0.00 | 0.00 | 0.00 | 677,907.74 |
| 148 | GAA Items released through GAA as Allotment Order per Annex A of NBC No. 592 / SAA 2024-08-101 | 11-Jan-2024 | Specific Budgets of National Government Agencies | 101101 | 383,466.38 | 0.00 | 0.00 | 0.00 | 383,466.38 | 0.00 | 0.00 | 0.00 | 0.00 | 0.00 | 383,466.38 | 0.00 | 0.00 | 0.00 | 0.00 | 383,466.38 |
| 153 | GAA Items released through GAA as Allotment Order per Annex A of NBC No. 592 / SAA 2024-08-107 | 11-Jan-2024 | Specific Budgets of National Government Agencies | 101101 | 217,340.34 | 0.00 | 0.00 | 0.00 | 217,340.34 | 0.00 | 0.00 | 0.00 | 0.00 | 0.00 | 217,340.34 | 0.00 | 0.00 | 0.00 | 0.00 | 217,340.34 |
| 161 | GAA Items released through GAA as Allotment Order per Annex A of NBC No. 592 / SAA 2024-09-139 | 11-Jan-2024 | Specific Budgets of National Government Agencies | 101101 | 260,709.88 | 0.00 | 0.00 | 0.00 | 260,709.88 | 0.00 | 0.00 | 0.00 | 0.00 | 0.00 | 260,709.88 | 0.00 | 0.00 | 0.00 | 0.00 | 260,709.88 |
| 173 | GAA Items released through GAA as Allotment Order per Annex A of NBC No. 592 / SAA 2024-09-151 | 11-Jan-2024 | Specific Budgets of National Government Agencies | 101101 | 45,420.84 | 0.00 | 0.00 | 0.00 | 45,420.84 | 0.00 | 0.00 | 0.00 | 0.00 | 0.00 | 45,420.84 | 0.00 | 0.00 | 0.00 | 0.00 | 45,420.84 |
| 181 | GAA Items released through GAA as Allotment Order per Annex A of NBC No. 592 / SAA 2024-11-161 | 11-Jan-2024 | Specific Budgets of National Government Agencies | 101101 | 317,448.98 | 0.00 | 0.00 | 0.00 | 317,448.98 | 0.00 | 0.00 | 0.00 | 0.00 | 0.00 | 317,448.98 | 0.00 | 0.00 | 0.00 | 0.00 | 317,448.98 |
| 203 | GAA Items released through GAA as Allotment Order per Annex A of NBC No. 592 / SAA 2024-12-181 | 11-Jan-2024 | Specific Budgets of National Government Agencies | 101101 | 75,941.18 | 0.00 | 0.00 | 0.00 | 75,941.18 | 0.00 | 0.00 | 0.00 | 0.00 | 0.00 | 75,941.18 | 0.00 | 0.00 | 0.00 | 0.00 | 75,941.18 |
| 215 | GAA Items released through GAA as Allotment Order per Annex A of NBC No. 592 / SAA 2024-12-196 | 11-Jan-2024 | Specific Budgets of National Government Agencies | 101101 | 2,280,514.63 | 0.00 | 0.00 | 0.00 | 2,280,514.63 | 0.00 | 0.00 | 0.00 | 0.00 | 0.00 | 2,280,514.63 | 0.00 | 0.00 | 0.00 | 0.00 | 2,280,514.63 |
| 224 | GAA Items released through GAA as Allotment Order per Annex A of NBC No. 592 / SAA 2024-12-270 | 11-Jan-2024 | Specific Budgets of National Government Agencies | 101101 | 0.00 | 68,875.00 | 0.00 | 0.00 | 68,875.00 | 0.00 | 0.00 | 0.00 | 0.00 | 0.00 | 0.00 | 68,875.00 | 0.00 | 0.00 | 0.00 | 68,875.00 |
| 271 | SARO-BMB-E-24-0012803 / SAA 2024-09-128 | 10-Sep-2024 | Miscellaneous Personnel Benefits Fund | 101406 | 1,786,295.00 | 0.00 | 0.00 | 0.00 | 1,786,295.00 | 0.00 | 0.00 | 0.00 | 0.00 | 0.00 | 1,786,295.00 | 0.00 | 0.00 | 0.00 | 0.00 | 1,786,295.00 |
| 283 | SARO-BMB-E-24-0012804 / SAA 2024-09-116 | 10-Sep-2024 | Retirement and Life Insurance Premiums | 104102 | 163,522.00 | 0.00 | 0.00 | 0.00 | 163,522.00 | 0.00 | 0.00 | 0.00 | 0.00 | 0.00 | 163,522.00 | 0.00 | 0.00 | 0.00 | 0.00 | 163,522.00 |
| 295 | SARO-BMB-E-24-0018630 / SAA 2024-12-220 | 05-Dec-2024 | For payment of Personnel Benefits | 105462 | 518,421.55 | 0.00 | 0.00 | 0.00 | 518,421.55 | 0.00 | 0.00 | 0.00 | 0.00 | 0.00 | 518,421.55 | 0.00 | 0.00 | 0.00 | 0.00 | 518,421.55 |
| 311 | SARO-BMB-E-24-0018633 / SAA 2024-12-208 | 05-Dec-2024 | Retirement and Life Insurance Premiums | 104102 | 209,967.00 | 0.00 | 0.00 | 0.00 | 209,967.00 | 0.00 | 0.00 | 0.00 | 0.00 | 0.00 | 209,967.00 | 0.00 | 0.00 | 0.00 | 0.00 | 209,967.00 |
| 320 | SARO-BMB-E-24-0018633 / SAA 2024-12-235 | 05-Dec-2024 | Retirement and Life Insurance Premiums | 104102 | 3,899.76 | 0.00 | 0.00 | 0.00 | 3,899.76 | 0.00 | 0.00 | 0.00 | 0.00 | 0.00 | 3,899.76 | 0.00 | 0.00 | 0.00 | 0.00 | 3,899.76 |
| 327 | SARO-BMB-E-24-0019072 / SAA 2024-12-239 | 17-Dec-2024 | For payment of Personnel Benefits | 105462 | 1,135,209.08 | 0.00 | 0.00 | 0.00 | 1,135,209.08 | 0.00 | 0.00 | 0.00 | 0.00 | 0.00 | 1,135,209.08 | 0.00 | 0.00 | 0.00 | 0.00 | 1,135,209.08 |
| 339 | SARO-BMB-E-24-0019072 / SAA 2024-12-263 | 17-Dec-2024 | For payment of Personnel Benefits | 105462 | 15,495.63 | 0.00 | 0.00 | 0.00 | 15,495.63 | 0.00 | 0.00 | 0.00 | 0.00 | 0.00 | 15,495.63 | 0.00 | 0.00 | 0.00 | 0.00 | 15,495.63 |
| | Sub-Total | | | | 8,091,559.99 | 68,875.00 | 0.00 | 870,000.00 | 9,030,434.99 | 0.00 | 0.00 | 0.00 | 0.00 | 0.00 | 8,091,559.99 | 68,875.00 | 0.00 | 870,000.00 | 9,030,434.99 | |
| | Region IVA - CALABARZON | | | | 51,460,983.93 | 28,117,500.00 | 0.00 | 1,010,000.00 | 80,588,483.93 | 0.00 | 0.00 | 0.00 | 0.00 | 0.00 | 51,460,983.93 | 28,117,500.00 | 0.00 | 1,010,000.00 | 80,588,483.93 | |
| | Regional Office - IVA | | | | 51,460,983.93 | 28,117,500.00 | 0.00 | 1,010,000.00 | 80,588,483.93 | 0.00 | 0.00 | 0.00 | 0.00 | 0.00 | 51,460,983.93 | 28,117,500.00 | 0.00 | 1,010,000.00 | 80,588,483.93 | |
| | A. Allotments received from DBM | | | | 37,090,000.00 | 27,462,000.00 | 0.00 | 0.00 | 64,552,000.00 | 0.00 | 0.00 | 0.00 | 0.00 | 0.00 | 37,090,000.00 | 27,462,000.00 | 0.00 | 0.00 | 64,552,000.00 | |
| 10 | GAA Items released through GAA as Allotment Order per Annex A of NBC No. 592 | 11-Jan-2024 | Specific Budgets of National Government Agencies | 101101 | 33,313,000.00 | 28,120,000.00 | 0.00 | 0.00 | 61,433,000.00 | 0.00 | 0.00 | 0.00 | 0.00 | 0.00 | 33,313,000.00 | 28,120,000.00 | 0.00 | 0.00 | 61,433,000.00 | |
| 28 | Items For Release through GARO per Annex C of NBC No. 592 | 11-Jan-2024 | Retirement and Life Insurance Premiums | 104102 | 3,119,000.00 | 0.00 | 0.00 | 0.00 | 3,119,000.00 | 0.00 | 0.00 | 0.00 | 0.00 | 0.00 | 3,119,000.00 | 0.00 | 0.00 | 0.00 | 0.00 | 3,119,000.00 |
| 61 | SARO-BMB-E-24-0019484 | 26-Dec-2024 | Specific Budgets of National Government Agencies | 101101 | 658,000.00 | (658,000.00) | 0.00 | 0.00 | 0.00 | 0.00 | 0.00 | 0.00 | 0.00 | 0.00 | 658,000.00 | (658,000.00) | 0.00 | 0.00 | 0.00 | |
| | Sub-Total | | | | | | | | | | | | | | | | | | | |

| No. | Allotments/Sub-Allotments Reference | | Funding Source | | Allotments/Sub-Allotments received from CO/ROs/OUs | | | | | Sub-Allotments to ROs/OUs | | | | | Total Allotments/Net of Sub-allotments | | | | |
|--|--|-------------|--|-----------|--|---------------|-------|---------------|----------------|---------------------------|------|-------|------|------------------|--|---------------|-----------|---------------|------------------|
| | Number | Date | Description | UACS CODE | PS | MOOE | FinEx | CO | Total | PS | MOOE | FinEx | CO | Total | PS | MOOE | FinEx | CO | Total |
| 1 | 2 | 3 | 4 | 5 | 6 | 7 | 8 | 9 | 10=(6+7+8+9) | 11 | 12 | 13 | 14 | 15=(11+12+13+14) | 16=(6+11) | 17=(7+12) | 18=(8+13) | 19=(9+14) | 20=(10+15+16+19) |
| B. Sub-allotments received from Central | | | | | 8,350,843.84 | 839,899.06 | 0.00 | 585,000.00 | 9,775,742.90 | 0.00 | 0.00 | 0.00 | 0.00 | 0.00 | 8,350,843.84 | 839,899.06 | 0.00 | 585,000.00 | 9,775,742.90 |
| 81 | GAA Items released through GAA as Allotment Order per Annex A of NBC No. 592 / SAA 2024-02-010 | 11-Jan-2024 | Specific Budgets of National Government Agencies | 101101 | 0.00 | 0.00 | 0.00 | 585,000.00 | 585,000.00 | 0.00 | 0.00 | 0.00 | 0.00 | 0.00 | 0.00 | 0.00 | 0.00 | 585,000.00 | 585,000.00 |
| 93 | GAA Items released through GAA as Allotment Order per Annex A of NBC No. 592 / SAA 2024-02-039 | 11-Jan-2024 | Specific Budgets of National Government Agencies | 101101 | 0.00 | 530,236.00 | 0.00 | 0.00 | 530,236.00 | 0.00 | 0.00 | 0.00 | 0.00 | 0.00 | 0.00 | 530,236.00 | 0.00 | 0.00 | 530,236.00 |
| 111 | GAA Items released through GAA as Allotment Order per Annex A of NBC No. 592 / SAA 2024-05-052 | 11-Jan-2024 | Specific Budgets of National Government Agencies | 101101 | 1,434,792.86 | 0.00 | 0.00 | 0.00 | 1,434,792.86 | 0.00 | 0.00 | 0.00 | 0.00 | 0.00 | 1,434,792.86 | 0.00 | 0.00 | 0.00 | 1,434,792.86 |
| 121 | GAA Items released through GAA as Allotment Order per Annex A of NBC No. 592 / SAA 2024-06-073 | 11-Jan-2024 | Specific Budgets of National Government Agencies | 101101 | 420,960.88 | 0.00 | 0.00 | 0.00 | 420,960.88 | 0.00 | 0.00 | 0.00 | 0.00 | 0.00 | 420,960.88 | 0.00 | 0.00 | 0.00 | 420,960.88 |
| 133 | GAA Items released through GAA as Allotment Order per Annex A of NBC No. 592 / SAA 2024-07-086 | 11-Jan-2024 | Specific Budgets of National Government Agencies | 101101 | 0.00 | 208,663.06 | 0.00 | 0.00 | 208,663.06 | 0.00 | 0.00 | 0.00 | 0.00 | 0.00 | 0.00 | 208,663.06 | 0.00 | 0.00 | 208,663.06 |
| 144 | GAA Items released through GAA as Allotment Order per Annex A of NBC No. 592 / SAA 2024-07-097 | 11-Jan-2024 | Specific Budgets of National Government Agencies | 101101 | 343,384.58 | 0.00 | 0.00 | 0.00 | 343,384.58 | 0.00 | 0.00 | 0.00 | 0.00 | 0.00 | 343,384.58 | 0.00 | 0.00 | 0.00 | 343,384.58 |
| 158 | GAA Items released through GAA as Allotment Order per Annex A of NBC No. 592 / SAA 2024-09-112 | 11-Jan-2024 | Specific Budgets of National Government Agencies | 101101 | 852,372.32 | 0.00 | 0.00 | 0.00 | 852,372.32 | 0.00 | 0.00 | 0.00 | 0.00 | 0.00 | 852,372.32 | 0.00 | 0.00 | 0.00 | 852,372.32 |
| 159 | GAA Items released through GAA as Allotment Order per Annex A of NBC No. 592 / SAA 2024-09-137 | 11-Jan-2024 | Specific Budgets of National Government Agencies | 101101 | 75,428.99 | 0.00 | 0.00 | 0.00 | 75,428.99 | 0.00 | 0.00 | 0.00 | 0.00 | 0.00 | 75,428.99 | 0.00 | 0.00 | 0.00 | 75,428.99 |
| 174 | GAA Items released through GAA as Allotment Order per Annex A of NBC No. 592 / SAA 2024-09-152 | 11-Jan-2024 | Specific Budgets of National Government Agencies | 101101 | 116,924.07 | 0.00 | 0.00 | 0.00 | 116,924.07 | 0.00 | 0.00 | 0.00 | 0.00 | 0.00 | 116,924.07 | 0.00 | 0.00 | 0.00 | 116,924.07 |
| 184 | GAA Items released through GAA as Allotment Order per Annex A of NBC No. 592 / SAA 2024-11-164 | 11-Jan-2024 | Specific Budgets of National Government Agencies | 101101 | 471,063.63 | 0.00 | 0.00 | 0.00 | 471,063.63 | 0.00 | 0.00 | 0.00 | 0.00 | 0.00 | 471,063.63 | 0.00 | 0.00 | 0.00 | 471,063.63 |
| 206 | GAA Items released through GAA as Allotment Order per Annex A of NBC No. 592 / SAA 2024-12-184 | 11-Jan-2024 | Specific Budgets of National Government Agencies | 101101 | 126,269.25 | 0.00 | 0.00 | 0.00 | 126,269.25 | 0.00 | 0.00 | 0.00 | 0.00 | 0.00 | 126,269.25 | 0.00 | 0.00 | 0.00 | 126,269.25 |
| 217 | GAA Items released through GAA as Allotment Order per Annex A of NBC No. 592 / SAA 2024-12-198 | 11-Jan-2024 | Specific Budgets of National Government Agencies | 101101 | 137,171.41 | 0.00 | 0.00 | 0.00 | 137,171.41 | 0.00 | 0.00 | 0.00 | 0.00 | 0.00 | 137,171.41 | 0.00 | 0.00 | 0.00 | 137,171.41 |
| 227 | GAA Items released through GAA as Allotment Order per Annex A of NBC No. 592 / SAA 2024-12-273 | 11-Jan-2024 | Specific Budgets of National Government Agencies | 101101 | 0.00 | 101,000.00 | 0.00 | 0.00 | 101,000.00 | 0.00 | 0.00 | 0.00 | 0.00 | 0.00 | 0.00 | 101,000.00 | 0.00 | 0.00 | 101,000.00 |
| 273 | SARO-BMB-E-24-0012803 / SAA 2024-09-130 | 10-Sep-2024 | Miscellaneous Personnel Benefits Fund | 101406 | 1,763,354.00 | 0.00 | 0.00 | 0.00 | 1,763,354.00 | 0.00 | 0.00 | 0.00 | 0.00 | 0.00 | 1,763,354.00 | 0.00 | 0.00 | 0.00 | 1,763,354.00 |
| 285 | SARO-BMB-E-24-0012804 / SAA 2024-09-118 | 10-Sep-2024 | Retirement and Life Insurance Premiums | 104102 | 161,584.00 | 0.00 | 0.00 | 0.00 | 161,584.00 | 0.00 | 0.00 | 0.00 | 0.00 | 0.00 | 161,584.00 | 0.00 | 0.00 | 0.00 | 161,584.00 |
| 297 | SARO-BMB-E-24-0018630 / SAA 2024-12-227 | 05-Dec-2024 | For payment of Personnel Benefits | 105452 | 1,159,989.64 | 0.00 | 0.00 | 0.00 | 1,159,989.64 | 0.00 | 0.00 | 0.00 | 0.00 | 0.00 | 1,159,989.64 | 0.00 | 0.00 | 0.00 | 1,159,989.64 |
| 313 | SARO-BMB-E-24-0018633 / SAA 2024-12-210 | 05-Dec-2024 | Retirement and Life Insurance Premiums | 104102 | 13,136.73 | 0.00 | 0.00 | 0.00 | 13,136.73 | 0.00 | 0.00 | 0.00 | 0.00 | 0.00 | 13,136.73 | 0.00 | 0.00 | 0.00 | 13,136.73 |
| 330 | SARO-BMB-E-24-0019072 / SAA 2024-12-242 | 17-Dec-2024 | For payment of Personnel Benefits | 105452 | 1,274,411.48 | 0.00 | 0.00 | 0.00 | 1,274,411.48 | 0.00 | 0.00 | 0.00 | 0.00 | 0.00 | 1,274,411.48 | 0.00 | 0.00 | 0.00 | 1,274,411.48 |
| Sub-Total | | | | | 8,350,843.84 | 839,899.06 | 0.00 | 585,000.00 | 9,775,742.90 | 0.00 | 0.00 | 0.00 | 0.00 | 0.00 | 8,350,843.84 | 839,899.06 | 0.00 | 585,000.00 | 9,775,742.90 |
| Region VI - Western Visayas | | | | | 50,116,310.41 | 23,885,874.08 | 0.00 | 42,750,000.00 | 116,752,184.49 | 0.00 | 0.00 | 0.00 | 0.00 | 0.00 | 50,116,310.41 | 23,885,874.08 | 0.00 | 42,750,000.00 | 116,752,184.49 |
| Regional Office - VI | | | | | 50,116,310.41 | 23,885,874.08 | 0.00 | 42,750,000.00 | 116,752,184.49 | 0.00 | 0.00 | 0.00 | 0.00 | 0.00 | 50,116,310.41 | 23,885,874.08 | 0.00 | 42,750,000.00 | 116,752,184.49 |
| A. Allotments received from DBM | | | | | 42,854,245.00 | 20,646,000.00 | 0.00 | 42,000,000.00 | 105,500,245.00 | 0.00 | 0.00 | 0.00 | 0.00 | 0.00 | 42,854,245.00 | 20,646,000.00 | 0.00 | 42,000,000.00 | 105,500,245.00 |
| 2 | GAA Items released through GAA as Allotment Order per Annex A of NBC No. 592 | 11-Jan-2024 | Specific Budgets of National Government Agencies | 101101 | 36,675,000.00 | 21,309,000.00 | 0.00 | 42,000,000.00 | 99,984,000.00 | 0.00 | 0.00 | 0.00 | 0.00 | 0.00 | 36,675,000.00 | 21,309,000.00 | 0.00 | 42,000,000.00 | 99,984,000.00 |
| 26 | Items For Release through GARO per Annex C of NBC No. 592 | 11-Jan-2024 | Retirement and Life Insurance Premiums | 104102 | 3,266,000.00 | 0.00 | 0.00 | 0.00 | 3,266,000.00 | 0.00 | 0.00 | 0.00 | 0.00 | 0.00 | 3,266,000.00 | 0.00 | 0.00 | 0.00 | 3,266,000.00 |
| 37 | SARO-BMB-E-24-0001325 | 20-Mar-2024 | Pension and Gratuity Fund | 101407 | 2,250,245.00 | 0.00 | 0.00 | 0.00 | 2,250,245.00 | 0.00 | 0.00 | 0.00 | 0.00 | 0.00 | 2,250,245.00 | 0.00 | 0.00 | 0.00 | 2,250,245.00 |
| 64 | SARO-BMB-E-24-0019487 | 26-Dec-2024 | Specific Budgets of National Government Agencies | 101101 | 663,000.00 | (663,000.00) | 0.00 | 0.00 | 0.00 | 0.00 | 0.00 | 0.00 | 0.00 | 0.00 | 663,000.00 | (663,000.00) | 0.00 | 0.00 | 0.00 |
| Sub-Total | | | | | 42,854,245.00 | 20,646,000.00 | 0.00 | 42,000,000.00 | 105,500,245.00 | 0.00 | 0.00 | 0.00 | 0.00 | 0.00 | 42,854,245.00 | 20,646,000.00 | 0.00 | 42,000,000.00 | 105,500,245.00 |
| B. Sub-allotments received from Central | | | | | 7,262,065.41 | 3,239,874.08 | 0.00 | 750,000.00 | 11,251,939.49 | 0.00 | 0.00 | 0.00 | 0.00 | 0.00 | 7,262,065.41 | 3,239,874.08 | 0.00 | 750,000.00 | 11,251,939.49 |
| 72 | GAA Items released through GAA as Allotment Order per Annex A of NBC No. 592 / SAA 2024-01-001 | 11-Jan-2024 | Specific Budgets of National Government Agencies | 101101 | 0.00 | 1,300,000.00 | 0.00 | 0.00 | 1,300,000.00 | 0.00 | 0.00 | 0.00 | 0.00 | 0.00 | 0.00 | 1,300,000.00 | 0.00 | 0.00 | 1,300,000.00 |
| 82 | GAA Items released through GAA as Allotment Order per Annex A of NBC No. 592 / SAA 2024-02-011 | 11-Jan-2024 | Specific Budgets of National Government Agencies | 101101 | 0.00 | 0.00 | 0.00 | 750,000.00 | 750,000.00 | 0.00 | 0.00 | 0.00 | 0.00 | 0.00 | 0.00 | 0.00 | 0.00 | 750,000.00 | 750,000.00 |
| 94 | GAA Items released through GAA as Allotment Order per Annex A of NBC No. 592 / SAA 2024-02-040 | 11-Jan-2024 | Specific Budgets of National Government Agencies | 101101 | 0.00 | 469,001.00 | 0.00 | 0.00 | 469,001.00 | 0.00 | 0.00 | 0.00 | 0.00 | 0.00 | 0.00 | 469,001.00 | 0.00 | 0.00 | 469,001.00 |
| 102 | GAA Items released through GAA as Allotment Order per Annex A of NBC No. 592 / SAA 2024-04-051 | 11-Jan-2024 | Specific Budgets of National Government Agencies | 101101 | 0.00 | 258,310.00 | 0.00 | 0.00 | 258,310.00 | 0.00 | 0.00 | 0.00 | 0.00 | 0.00 | 0.00 | 258,310.00 | 0.00 | 0.00 | 258,310.00 |
| 105 | GAA Items released through GAA as Allotment Order per Annex A of NBC No. 592 / SAA 2024-04-055 | 11-Jan-2024 | Specific Budgets of National Government Agencies | 101101 | 0.00 | 824,630.14 | 0.00 | 0.00 | 824,630.14 | 0.00 | 0.00 | 0.00 | 0.00 | 0.00 | 0.00 | 824,630.14 | 0.00 | 0.00 | 824,630.14 |
| 145 | GAA Items released through GAA as Allotment Order per Annex A of NBC No. 592 / SAA 2024-08-098 | 11-Jan-2024 | Specific Budgets of National Government Agencies | 101101 | 1,220,776.15 | 0.00 | 0.00 | 0.00 | 1,220,776.15 | 0.00 | 0.00 | 0.00 | 0.00 | 0.00 | 1,220,776.15 | 0.00 | 0.00 | 0.00 | 1,220,776.15 |
| 156 | GAA Items released through GAA as Allotment Order per Annex A of NBC No. 592 / SAA 2024-08-110 | 11-Jan-2024 | Specific Budgets of National Government Agencies | 101101 | 371,783.06 | 0.00 | 0.00 | 0.00 | 371,783.06 | 0.00 | 0.00 | 0.00 | 0.00 | 0.00 | 371,783.06 | 0.00 | 0.00 | 0.00 | 371,783.06 |
| 185 | GAA Items released through GAA as Allotment Order per Annex A of NBC No. 592 / SAA 2024-11-165 | 11-Jan-2024 | Specific Budgets of National Government Agencies | 101101 | 124,291.81 | 0.00 | 0.00 | 0.00 | 124,291.81 | 0.00 | 0.00 | 0.00 | 0.00 | 0.00 | 124,291.81 | 0.00 | 0.00 | 0.00 | 124,291.81 |
| 197 | GAA Items released through GAA as Allotment Order per Annex A of NBC No. 592 / SAA 2024-11-176 | 11-Jan-2024 | Specific Budgets of National Government Agencies | 101101 | 0.00 | 106,452.00 | 0.00 | 0.00 | 106,452.00 | 0.00 | 0.00 | 0.00 | 0.00 | 0.00 | 0.00 | 106,452.00 | 0.00 | 0.00 | 106,452.00 |
| 198 | GAA Items released through GAA as Allotment Order per Annex A of NBC No. 592 / SAA 2024-11-176 / SAA 2024-12-256 | 11-Jan-2024 | Specific Budgets of National Government Agencies | 101101 | 0.00 | 63,353.00 | 0.00 | 0.00 | 63,353.00 | 0.00 | 0.00 | 0.00 | 0.00 | 0.00 | 0.00 | 63,353.00 | 0.00 | 0.00 | 63,353.00 |
| 207 | GAA Items released through GAA as Allotment Order per Annex A of NBC No. 592 / SAA 2024-12-185 | 11-Jan-2024 | Specific Budgets of National Government Agencies | 101101 | 91,048.10 | 0.00 | 0.00 | 0.00 | 91,048.10 | 0.00 | 0.00 | 0.00 | 0.00 | 0.00 | 91,048.10 | 0.00 | 0.00 | 0.00 | 91,048.10 |

| No. | Allotments/Sub-Allotments Reference | | Funding Source | | Allotments/Sub-Allotments received from CO/ROs/OUs | | | | | Sub-Allotments to ROs/OUs | | | | | Total Allotments/Net of Sub-allotments | | | | | |
|-----|--|-------------|--|-----------|--|-----------------|-------|---------------|---------------|---------------------------|------|-------|------|------------------|--|-----------------|-----------|---------------|------------------|------------|
| | Number | Date | Description | UACS CODE | PS | MOOE | FinEx | CO | Total | PS | MOOE | FinEx | CO | Total | PS | MOOE | FinEx | CO | Total | |
| 1 | 2 | 3 | 4 | 5 | 6 | 7 | 8 | 9 | 10=(6+7+8+9) | 11 | 12 | 13 | 14 | 15=(11+12+13+14) | 16=(6+11) | 17=(7+12) | 18=(8+13) | 19=(9+14) | 20=(16+17+18+19) | |
| 221 | GAA Items released through GAA as Allotment Order per Annex A of NBC No. 592 / SAA 2024-12-262 | 11-Jan-2024 | Specific Budgets of National Government Agencies | 101101 | 0.00 | 107,228.94 | 0.00 | 0.00 | 107,228.94 | 0.00 | 0.00 | 0.00 | 0.00 | 0.00 | 0.00 | 107,228.94 | 0.00 | 0.00 | 0.00 | 107,228.94 |
| 228 | GAA Items released through GAA as Allotment Order per Annex A of NBC No. 592 / SAA 2024-12-274 | 11-Jan-2024 | Specific Budgets of National Government Agencies | 101101 | 0.00 | 75,000.00 | 0.00 | 0.00 | 75,000.00 | 0.00 | 0.00 | 0.00 | 0.00 | 0.00 | 0.00 | 75,000.00 | 0.00 | 0.00 | 0.00 | 75,000.00 |
| 260 | ALLOTMENT FROM APSA / SAA 2024-12-199 | 12-Apr-2024 | For payment of Personnel Benefits | 105462 | 1,950,975.79 | 0.00 | 0.00 | 0.00 | 1,950,975.79 | 0.00 | 0.00 | 0.00 | 0.00 | 0.00 | 1,950,975.79 | 0.00 | 0.00 | 0.00 | 1,950,975.79 | |
| 267 | ALLOTMENT FROM APSA / SAA 2024-12-264 | 12-Apr-2024 | For payment of Personnel Benefits | 105462 | 34,085.92 | 0.00 | 0.00 | 0.00 | 34,085.92 | 0.00 | 0.00 | 0.00 | 0.00 | 0.00 | 34,085.92 | 0.00 | 0.00 | 0.00 | 34,085.92 | |
| 274 | SARO-BMB-E-24-0012803 / SAA 2024-09-131 | 10-Sep-2024 | Miscellaneous Personnel Benefits Fund | 101406 | 1,541,894.00 | 0.00 | 0.00 | 0.00 | 1,541,894.00 | 0.00 | 0.00 | 0.00 | 0.00 | 0.00 | 1,541,894.00 | 0.00 | 0.00 | 0.00 | 1,541,894.00 | |
| 286 | SARO-BMB-E-24-0012804 / SAA 2024-09-119 | 10-Sep-2024 | Retirement and Life Insurance Premiums | 104102 | 141,766.00 | 0.00 | 0.00 | 0.00 | 141,766.00 | 0.00 | 0.00 | 0.00 | 0.00 | 0.00 | 141,766.00 | 0.00 | 0.00 | 0.00 | 141,766.00 | |
| 298 | SARO-BMB-E-24-0018630 / SAA 2024-12-223 | 05-Dec-2024 | For payment of Personnel Benefits | 105462 | 551,258.14 | 0.00 | 0.00 | 0.00 | 551,258.14 | 0.00 | 0.00 | 0.00 | 0.00 | 0.00 | 551,258.14 | 0.00 | 0.00 | 0.00 | 551,258.14 | |
| 314 | SARO-BMB-E-24-0018633 / SAA 2024-12-211 | 05-Dec-2024 | Retirement and Life Insurance Premiums | 104102 | 162,814.76 | 0.00 | 0.00 | 0.00 | 162,814.76 | 0.00 | 0.00 | 0.00 | 0.00 | 0.00 | 162,814.76 | 0.00 | 0.00 | 0.00 | 162,814.76 | |
| 331 | SARO-BMB-E-24-0019072 / SAA 2024-12-243 | 17-Dec-2024 | For payment of Personnel Benefits | 105462 | 1,071,371.68 | 0.00 | 0.00 | 0.00 | 1,071,371.68 | 0.00 | 0.00 | 0.00 | 0.00 | 0.00 | 1,071,371.68 | 0.00 | 0.00 | 0.00 | 1,071,371.68 | |
| 345 | ALLOTMENT FROM MAF (MOOE) / SAA 2024-11-176 | 13-Jan-2025 | Specific Budgets of National Government Agencies | 101101 | 0.00 | 35,899.00 | 0.00 | 0.00 | 35,899.00 | 0.00 | 0.00 | 0.00 | 0.00 | 0.00 | 0.00 | 35,899.00 | 0.00 | 0.00 | 0.00 | 35,899.00 |
| | Sub-Total | | | | 7,282,065.41 | 3,239,874.08 | 0.00 | 750,000.00 | 11,251,939.49 | 0.00 | 0.00 | 0.00 | 0.00 | 0.00 | 7,282,065.41 | 3,239,874.08 | 0.00 | 750,000.00 | 11,251,939.49 | |
| | Region VII - Central Visayas | | | | 46,782,800.80 | 23,930,000.00 | 0.00 | 18,510,000.00 | 89,222,800.80 | 0.00 | 0.00 | 0.00 | 0.00 | 0.00 | 46,782,800.80 | 23,930,000.00 | 0.00 | 18,510,000.00 | 89,222,800.80 | |
| | Regional Office - VII | | | | 46,782,800.80 | 23,930,000.00 | 0.00 | 18,510,000.00 | 89,222,800.80 | 0.00 | 0.00 | 0.00 | 0.00 | 0.00 | 46,782,800.80 | 23,930,000.00 | 0.00 | 18,510,000.00 | 89,222,800.80 | |
| | A. Allotments received from DBM | | | | 36,181,949.00 | 23,930,000.00 | 0.00 | 18,000,000.00 | 78,111,949.00 | 0.00 | 0.00 | 0.00 | 0.00 | 0.00 | 36,181,949.00 | 23,930,000.00 | 0.00 | 18,000,000.00 | 78,111,949.00 | |
| 3 | GAA Items released through GAA as Allotment Order per Annex A of NBC No. 592 | 11-Jan-2024 | Specific Budgets of National Government Agencies | 101101 | 31,771,000.00 | 24,882,000.00 | 0.00 | 18,000,000.00 | 74,653,000.00 | 0.00 | 0.00 | 0.00 | 0.00 | 0.00 | 31,771,000.00 | 24,882,000.00 | 0.00 | 18,000,000.00 | 74,653,000.00 | |
| 25 | Items For Release through GARO per Annex C of NBC No. 592 | 11-Jan-2024 | Retirement and Life Insurance Premiums | 104102 | 2,978,000.00 | 0.00 | 0.00 | 0.00 | 2,978,000.00 | 0.00 | 0.00 | 0.00 | 0.00 | 0.00 | 2,978,000.00 | 0.00 | 0.00 | 0.00 | 2,978,000.00 | |
| 49 | SARO-BMB-E-24-0016278 | 02-Oct-2024 | Pension and Gratuity Fund | 101407 | 480,949.00 | 0.00 | 0.00 | 0.00 | 480,949.00 | 0.00 | 0.00 | 0.00 | 0.00 | 0.00 | 480,949.00 | 0.00 | 0.00 | 0.00 | 480,949.00 | |
| 66 | SARO-BMB-E-24-0019489 | 26-Dec-2024 | Specific Budgets of National Government Agencies | 101101 | 952,000.00 | (952,000.00) | 0.00 | 0.00 | 0.00 | 0.00 | 0.00 | 0.00 | 0.00 | 0.00 | 952,000.00 | (952,000.00) | 0.00 | 0.00 | 0.00 | |
| | Sub-Total | | | | 36,181,949.00 | 23,930,000.00 | 0.00 | 18,000,000.00 | 78,111,949.00 | 0.00 | 0.00 | 0.00 | 0.00 | 0.00 | 36,181,949.00 | 23,930,000.00 | 0.00 | 18,000,000.00 | 78,111,949.00 | |
| | B. Sub-allotments received from Central Office/Regional | | | | 10,600,851.80 | 0.00 | 0.00 | 510,000.00 | 11,110,851.80 | 0.00 | 0.00 | 0.00 | 0.00 | 0.00 | 10,600,851.80 | 0.00 | 0.00 | 510,000.00 | 11,110,851.80 | |
| 83 | GAA Items released through GAA as Allotment Order per Annex A of NBC No. 592 / SAA 2024-02-012 | 11-Jan-2024 | Specific Budgets of National Government Agencies | 101101 | 0.00 | 0.00 | 0.00 | 510,000.00 | 510,000.00 | 0.00 | 0.00 | 0.00 | 0.00 | 0.00 | 0.00 | 0.00 | 0.00 | 0.00 | 510,000.00 | 510,000.00 |
| 112 | GAA Items released through GAA as Allotment Order per Annex A of NBC No. 592 / SAA 2024-05-063 | 11-Jan-2024 | Specific Budgets of National Government Agencies | 101101 | 1,167,852.34 | 0.00 | 0.00 | 0.00 | 1,167,852.34 | 0.00 | 0.00 | 0.00 | 0.00 | 0.00 | 1,167,852.34 | 0.00 | 0.00 | 0.00 | 1,167,852.34 | |
| 130 | GAA Items released through GAA as Allotment Order per Annex A of NBC No. 592 / SAA 2024-05-082 | 11-Jan-2024 | Specific Budgets of National Government Agencies | 101101 | 394,360.81 | 0.00 | 0.00 | 0.00 | 394,360.81 | 0.00 | 0.00 | 0.00 | 0.00 | 0.00 | 394,360.81 | 0.00 | 0.00 | 0.00 | 394,360.81 | |
| 134 | GAA Items released through GAA as Allotment Order per Annex A of NBC No. 592 / SAA 2024-07-087 | 11-Jan-2024 | Specific Budgets of National Government Agencies | 101101 | 266,249.72 | 0.00 | 0.00 | 0.00 | 266,249.72 | 0.00 | 0.00 | 0.00 | 0.00 | 0.00 | 266,249.72 | 0.00 | 0.00 | 0.00 | 266,249.72 | |
| 154 | GAA Items released through GAA as Allotment Order per Annex A of NBC No. 592 / SAA 2024-08-108 | 11-Jan-2024 | Specific Budgets of National Government Agencies | 101101 | 407,058.92 | 0.00 | 0.00 | 0.00 | 407,058.92 | 0.00 | 0.00 | 0.00 | 0.00 | 0.00 | 407,058.92 | 0.00 | 0.00 | 0.00 | 407,058.92 | |
| 166 | GAA Items released through GAA as Allotment Order per Annex A of NBC No. 592 / SAA 2024-09-144 | 11-Jan-2024 | Specific Budgets of National Government Agencies | 101101 | 407,058.92 | 0.00 | 0.00 | 0.00 | 407,058.92 | 0.00 | 0.00 | 0.00 | 0.00 | 0.00 | 407,058.92 | 0.00 | 0.00 | 0.00 | 407,058.92 | |
| 186 | GAA Items released through GAA as Allotment Order per Annex A of NBC No. 592 / SAA 2024-11-166 | 11-Jan-2024 | Specific Budgets of National Government Agencies | 101101 | 390,596.01 | 0.00 | 0.00 | 0.00 | 390,596.01 | 0.00 | 0.00 | 0.00 | 0.00 | 0.00 | 390,596.01 | 0.00 | 0.00 | 0.00 | 390,596.01 | |
| 208 | GAA Items released through GAA as Allotment Order per Annex A of NBC No. 592 / SAA 2024-12-186 | 11-Jan-2024 | Specific Budgets of National Government Agencies | 101101 | 88,911.46 | 0.00 | 0.00 | 0.00 | 88,911.46 | 0.00 | 0.00 | 0.00 | 0.00 | 0.00 | 88,911.46 | 0.00 | 0.00 | 0.00 | 88,911.46 | |
| 261 | ALLOTMENT FROM APSA / SAA 2024-12-200 | 12-Apr-2024 | For payment of Personnel Benefits | 105462 | 3,120,622.00 | 0.00 | 0.00 | 0.00 | 3,120,622.00 | 0.00 | 0.00 | 0.00 | 0.00 | 0.00 | 3,120,622.00 | 0.00 | 0.00 | 0.00 | 3,120,622.00 | |
| 275 | SARO-BMB-E-24-0012803 / SAA 2024-09-132 | 10-Sep-2024 | Miscellaneous Personnel Benefits Fund | 101406 | 1,608,573.00 | 0.00 | 0.00 | 0.00 | 1,608,573.00 | 0.00 | 0.00 | 0.00 | 0.00 | 0.00 | 1,608,573.00 | 0.00 | 0.00 | 0.00 | 1,608,573.00 | |
| 287 | SARO-BMB-E-24-0012804 / SAA 2024-09-120 | 10-Sep-2024 | Retirement and Life Insurance Premiums | 104102 | 147,317.00 | 0.00 | 0.00 | 0.00 | 147,317.00 | 0.00 | 0.00 | 0.00 | 0.00 | 0.00 | 147,317.00 | 0.00 | 0.00 | 0.00 | 147,317.00 | |
| 299 | SARO-BMB-E-24-0018630 / SAA 2024-12-224 | 05-Dec-2024 | For payment of Personnel Benefits | 105462 | 845,079.83 | 0.00 | 0.00 | 0.00 | 845,079.83 | 0.00 | 0.00 | 0.00 | 0.00 | 0.00 | 845,079.83 | 0.00 | 0.00 | 0.00 | 845,079.83 | |
| 315 | SARO-BMB-E-24-0018633 / SAA 2024-12-212 | 05-Dec-2024 | Retirement and Life Insurance Premiums | 104102 | 280,148.00 | 0.00 | 0.00 | 0.00 | 280,148.00 | 0.00 | 0.00 | 0.00 | 0.00 | 0.00 | 280,148.00 | 0.00 | 0.00 | 0.00 | 280,148.00 | |
| 321 | SARO-BMB-E-24-0018633 / SAA 2024-12-257 | 05-Dec-2024 | Retirement and Life Insurance Premiums | 104102 | 2,061.47 | 0.00 | 0.00 | 0.00 | 2,061.47 | 0.00 | 0.00 | 0.00 | 0.00 | 0.00 | 2,061.47 | 0.00 | 0.00 | 0.00 | 2,061.47 | |
| 323 | SARO-BMB-E-24-0018633 / SAA 2024-12-265 | 05-Dec-2024 | Retirement and Life Insurance Premiums | 104102 | 76.76 | 0.00 | 0.00 | 0.00 | 76.76 | 0.00 | 0.00 | 0.00 | 0.00 | 0.00 | 76.76 | 0.00 | 0.00 | 0.00 | 76.76 | |
| 332 | SARO-BMB-E-24-0019072 / SAA 2024-12-244 | 17-Dec-2024 | For payment of Personnel Benefits | 105462 | 1,032,087.72 | 0.00 | 0.00 | 0.00 | 1,032,087.72 | 0.00 | 0.00 | 0.00 | 0.00 | 0.00 | 1,032,087.72 | 0.00 | 0.00 | 0.00 | 1,032,087.72 | |
| 342 | SARO-BMB-E-24-0019480 / SAA 2024-12-251 | 26-Dec-2024 | Specific Budgets of National Government Agencies | 101101 | 452,797.84 | 0.00 | 0.00 | 0.00 | 452,797.84 | 0.00 | 0.00 | 0.00 | 0.00 | 0.00 | 452,797.84 | 0.00 | 0.00 | 0.00 | 452,797.84 | |
| | Sub-Total | | | | 10,600,851.80 | 0.00 | 0.00 | 510,000.00 | 11,110,851.80 | 0.00 | 0.00 | 0.00 | 0.00 | 0.00 | 10,600,851.80 | 0.00 | 0.00 | 510,000.00 | 11,110,851.80 | |
| | Region VIII - Eastern Visayas | | | | 43,171,911.63 | 36,503,587.00 | 0.00 | 11,982,500.00 | 91,657,998.63 | 0.00 | 0.00 | 0.00 | 0.00 | 0.00 | 43,171,911.63 | 36,503,587.00 | 0.00 | 11,982,500.00 | 91,657,998.63 | |
| | Regional Office - VIII | | | | 43,171,911.63 | 36,503,587.00 | 0.00 | 11,982,500.00 | 91,657,998.63 | 0.00 | 0.00 | 0.00 | 0.00 | 0.00 | 43,171,911.63 | 36,503,587.00 | 0.00 | 11,982,500.00 | 91,657,998.63 | |
| | A. Allotments received from DBM | | | | 37,672,000.00 | 35,226,500.00 | 0.00 | 11,307,500.00 | 84,206,000.00 | 0.00 | 0.00 | 0.00 | 0.00 | 0.00 | 37,672,000.00 | 35,226,500.00 | 0.00 | 11,307,500.00 | 84,206,000.00 | |
| 4 | GAA Items released through GAA as Allotment Order per Annex A of NBC No. 592 | 11-Jan-2024 | Specific Budgets of National Government Agencies | 101101 | 33,683,000.00 | 47,394,000.00 | 0.00 | 0.00 | 81,077,000.00 | 0.00 | 0.00 | 0.00 | 0.00 | 0.00 | 33,683,000.00 | 47,394,000.00 | 0.00 | 0.00 | 81,077,000.00 | |
| 24 | Items For Release through GARO per Annex C of NBC No. 592 | 11-Jan-2024 | Retirement and Life Insurance Premiums | 104102 | 3,129,000.00 | 0.00 | 0.00 | 0.00 | 3,129,000.00 | 0.00 | 0.00 | 0.00 | 0.00 | 0.00 | 3,129,000.00 | 0.00 | 0.00 | 0.00 | 3,129,000.00 | |
| 47 | SARO-BMB-E-24-0014127 | 11-Sep-2024 | Specific Budgets of National Government Agencies | 101101 | 0.00 | (11,307,500.00) | 0.00 | 11,307,500.00 | 0.00 | 0.00 | 0.00 | 0.00 | 0.00 | 0.00 | 0.00 | (11,307,500.00) | 0.00 | 11,307,500.00 | 0.00 | |
| 67 | SARO-BMB-E-24-0019490 | 26-Dec-2024 | Specific Budgets of National Government Agencies | 101101 | 860,000.00 | (860,000.00) | 0.00 | 0.00 | 0.00 | 0.00 | 0.00 | 0.00 | 0.00 | 0.00 | 860,000.00 | (860,000.00) | 0.00 | 0.00 | 0 | |

| No. | Allotments/Sub-Allotments Reference | | Funding Source | | Allotments/Sub-Allotments received from CO/ROs/OU | | | | | Sub-Allotments to ROs/OU | | | | | Total Allotments/Net of Sub-allotments | | | | | |
|-----|--|-------------|--|-----------|---|---------------|-------|--------------|---------------|--------------------------|------|-------|------|------------------|--|---------------|-----------|--------------|------------------|--------------|
| | Number | Date | Description | UACS CODE | PS | MOOE | FinEx | CO | Total | PS | MOOE | FinEx | CO | Total | PS | MOOE | FinEx | CO | Total | |
| | | | | | 6 | 7 | 8 | 9 | 10=(6+7+8+9) | 11 | 12 | 13 | 14 | 15=(11+12+13+14) | 16=(6+11) | 17=(7+12) | 18=(8+13) | 19=(9+14) | 20=(16+17+18+19) | |
| 122 | GAA Items released through GAA as Allotment Order per Annex A of NBC No. 592 / SAA 2024-06-074 | 11-Jan-2024 | Specific Budgets of National Government Agencies | 101101 | 132,328.25 | 0.00 | 0.00 | 0.00 | 132,328.25 | 0.00 | 0.00 | 0.00 | 0.00 | 0.00 | 132,328.25 | 0.00 | 0.00 | 0.00 | 0.00 | 132,328.25 |
| 131 | GAA Items released through GAA as Allotment Order per Annex A of NBC No. 592 / SAA 2024-06-083 | 11-Jan-2024 | Specific Budgets of National Government Agencies | 101101 | 0.00 | 655,000.00 | 0.00 | 0.00 | 655,000.00 | 0.00 | 0.00 | 0.00 | 0.00 | 0.00 | 0.00 | 655,000.00 | 0.00 | 0.00 | 0.00 | 655,000.00 |
| 147 | GAA Items released through GAA as Allotment Order per Annex A of NBC No. 592 / SAA 2024-08-100 | 11-Jan-2024 | Specific Budgets of National Government Agencies | 101101 | 74,647.11 | 0.00 | 0.00 | 0.00 | 74,647.11 | 0.00 | 0.00 | 0.00 | 0.00 | 0.00 | 74,647.11 | 0.00 | 0.00 | 0.00 | 0.00 | 74,647.11 |
| 155 | GAA Items released through GAA as Allotment Order per Annex A of NBC No. 592 / SAA 2024-08-109 | 11-Jan-2024 | Specific Budgets of National Government Agencies | 101101 | 98,255.50 | 0.00 | 0.00 | 0.00 | 98,255.50 | 0.00 | 0.00 | 0.00 | 0.00 | 0.00 | 98,255.50 | 0.00 | 0.00 | 0.00 | 0.00 | 98,255.50 |
| 167 | GAA Items released through GAA as Allotment Order per Annex A of NBC No. 592 / SAA 2024-09-145 | 11-Jan-2024 | Specific Budgets of National Government Agencies | 101101 | 98,255.50 | 0.00 | 0.00 | 0.00 | 98,255.50 | 0.00 | 0.00 | 0.00 | 0.00 | 0.00 | 98,255.50 | 0.00 | 0.00 | 0.00 | 0.00 | 98,255.50 |
| 176 | GAA Items released through GAA as Allotment Order per Annex A of NBC No. 592 / SAA 2024-09-154 | 11-Jan-2024 | Specific Budgets of National Government Agencies | 101101 | 261,837.71 | 0.00 | 0.00 | 0.00 | 261,837.71 | 0.00 | 0.00 | 0.00 | 0.00 | 0.00 | 261,837.71 | 0.00 | 0.00 | 0.00 | 0.00 | 261,837.71 |
| 187 | GAA Items released through GAA as Allotment Order per Annex A of NBC No. 592 / SAA 2024-11-187 | 11-Jan-2024 | Specific Budgets of National Government Agencies | 101101 | 288,579.71 | 0.00 | 0.00 | 0.00 | 288,579.71 | 0.00 | 0.00 | 0.00 | 0.00 | 0.00 | 288,579.71 | 0.00 | 0.00 | 0.00 | 0.00 | 288,579.71 |
| 209 | GAA Items released through GAA as Allotment Order per Annex A of NBC No. 592 / SAA 2024-12-187 | 11-Jan-2024 | Specific Budgets of National Government Agencies | 101101 | 51,637.10 | 0.00 | 0.00 | 0.00 | 51,637.10 | 0.00 | 0.00 | 0.00 | 0.00 | 0.00 | 51,637.10 | 0.00 | 0.00 | 0.00 | 0.00 | 51,637.10 |
| 229 | GAA Items released through GAA as Allotment Order per Annex A of NBC No. 592 / SAA 2024-12-275 | 11-Jan-2024 | Specific Budgets of National Government Agencies | 101101 | 0.00 | 85,500.00 | 0.00 | 0.00 | 85,500.00 | 0.00 | 0.00 | 0.00 | 0.00 | 0.00 | 0.00 | 85,500.00 | 0.00 | 0.00 | 0.00 | 85,500.00 |
| 262 | ALLOTMENT FROM APSA / SAA 2024-12-201 | 12-Apr-2024 | For payment of Personnel Benefits | 105462 | 693,447.44 | 0.00 | 0.00 | 0.00 | 693,447.44 | 0.00 | 0.00 | 0.00 | 0.00 | 0.00 | 693,447.44 | 0.00 | 0.00 | 0.00 | 0.00 | 693,447.44 |
| 276 | SARO-BMB-E-24-0012803 / SAA 2024-09-133 | 10-Sep-2024 | Miscellaneous Personnel Benefits Fund | 101406 | 1,515,509.00 | 0.00 | 0.00 | 0.00 | 1,515,509.00 | 0.00 | 0.00 | 0.00 | 0.00 | 0.00 | 1,515,509.00 | 0.00 | 0.00 | 0.00 | 0.00 | 1,515,509.00 |
| 288 | SARO-BMB-E-24-0012804 / SAA 2024-09-121 | 10-Sep-2024 | Retirement and Life Insurance Premiums | 104102 | 138,875.00 | 0.00 | 0.00 | 0.00 | 138,875.00 | 0.00 | 0.00 | 0.00 | 0.00 | 0.00 | 138,875.00 | 0.00 | 0.00 | 0.00 | 0.00 | 138,875.00 |
| 300 | SARO-BMB-E-24-0018630 / SAA 2024-12-225 | 05-Dec-2024 | For payment of Personnel Benefits | 105462 | 262,425.52 | 0.00 | 0.00 | 0.00 | 262,425.52 | 0.00 | 0.00 | 0.00 | 0.00 | 0.00 | 262,425.52 | 0.00 | 0.00 | 0.00 | 0.00 | 262,425.52 |
| 316 | SARO-BMB-E-24-0018633 / SAA 2024-12-213 | 05-Dec-2024 | Retirement and Life Insurance Premiums | 104102 | 53,768.94 | 0.00 | 0.00 | 0.00 | 53,768.94 | 0.00 | 0.00 | 0.00 | 0.00 | 0.00 | 53,768.94 | 0.00 | 0.00 | 0.00 | 0.00 | 53,768.94 |
| 333 | SARO-BMB-E-24-0019072 / SAA 2024-12-245 | 17-Dec-2024 | For payment of Personnel Benefits | 105462 | 1,050,555.24 | 0.00 | 0.00 | 0.00 | 1,050,555.24 | 0.00 | 0.00 | 0.00 | 0.00 | 0.00 | 1,050,555.24 | 0.00 | 0.00 | 0.00 | 0.00 | 1,050,555.24 |
| 343 | SARO-BMB-E-24-0019480 / SAA 2024-12-252 | 26-Dec-2024 | Specific Budgets of National Government Agencies | 101101 | 491,507.70 | 0.00 | 0.00 | 0.00 | 491,507.70 | 0.00 | 0.00 | 0.00 | 0.00 | 0.00 | 491,507.70 | 0.00 | 0.00 | 0.00 | 0.00 | 491,507.70 |
| | Sub-Total | | | | 5,499,911.63 | 1,277,087.00 | 0.00 | 675,000.00 | 7,451,998.63 | 0.00 | 0.00 | 0.00 | 0.00 | 0.00 | 5,499,911.63 | 1,277,087.00 | 0.00 | 675,000.00 | 7,451,998.63 | |
| | Region IX - Zamboanga Peninsula | | | | 47,692,294.75 | 23,678,890.39 | 0.00 | 1,585,000.00 | 72,956,185.14 | 0.00 | 0.00 | 0.00 | 0.00 | 0.00 | 47,692,294.75 | 23,678,890.39 | 0.00 | 1,585,000.00 | 72,956,185.14 | |
| | Regional Office - IX | | | | 47,692,294.75 | 23,678,890.39 | 0.00 | 1,585,000.00 | 72,956,185.14 | 0.00 | 0.00 | 0.00 | 0.00 | 0.00 | 47,692,294.75 | 23,678,890.39 | 0.00 | 1,585,000.00 | 72,956,185.14 | |
| | A. Allotments received from DBM | | | | 40,720,122.00 | 21,541,000.00 | 0.00 | 0.00 | 62,261,122.00 | 0.00 | 0.00 | 0.00 | 0.00 | 0.00 | 40,720,122.00 | 21,541,000.00 | 0.00 | 0.00 | 62,261,122.00 | |
| 5 | GAA Items released through GAA as Allotment Order per Annex A of NBC No. 592 | 11-Jan-2024 | Specific Budgets of National Government Agencies | 101101 | 34,113,000.00 | 22,479,000.00 | 0.00 | 0.00 | 56,592,000.00 | 0.00 | 0.00 | 0.00 | 0.00 | 0.00 | 34,113,000.00 | 22,479,000.00 | 0.00 | 0.00 | 56,592,000.00 | |
| 23 | Items For Release through GARO per Annex C of NBC No. 592 | 11-Jan-2024 | Retirement and Life Insurance Premiums | 104102 | 3,160,000.00 | 0.00 | 0.00 | 0.00 | 3,160,000.00 | 0.00 | 0.00 | 0.00 | 0.00 | 0.00 | 3,160,000.00 | 0.00 | 0.00 | 0.00 | 0.00 | 3,160,000.00 |
| 41 | SARO-BMB-E-24-0002245 | 24-Apr-2024 | Pension and Gratuity Fund | 101407 | 2,509,122.00 | 0.00 | 0.00 | 0.00 | 2,509,122.00 | 0.00 | 0.00 | 0.00 | 0.00 | 0.00 | 2,509,122.00 | 0.00 | 0.00 | 0.00 | 0.00 | 2,509,122.00 |
| 59 | SARO-BMB-E-24-0019492 | 26-Dec-2024 | Specific Budgets of National Government Agencies | 101101 | 938,000.00 | (938,000.00) | 0.00 | 0.00 | 0.00 | 0.00 | 0.00 | 0.00 | 0.00 | 0.00 | 938,000.00 | (938,000.00) | 0.00 | 0.00 | 0.00 | |
| | Sub-Total | | | | 40,720,122.00 | 21,541,000.00 | 0.00 | 0.00 | 62,261,122.00 | 0.00 | 0.00 | 0.00 | 0.00 | 0.00 | 40,720,122.00 | 21,541,000.00 | 0.00 | 0.00 | 62,261,122.00 | |
| | B. Sub-allotments received from Central Office/Regional | | | | 6,972,172.75 | 2,137,890.39 | 0.00 | 1,585,000.00 | 10,695,063.14 | 0.00 | 0.00 | 0.00 | 0.00 | 0.00 | 6,972,172.75 | 2,137,890.39 | 0.00 | 1,585,000.00 | 10,695,063.14 | |
| 73 | GAA Items released through GAA as Allotment Order per Annex A of NBC No. 592 / SAA 2024-01-002 | 11-Jan-2024 | Specific Budgets of National Government Agencies | 101101 | 0.00 | 195,368.00 | 0.00 | 0.00 | 195,368.00 | 0.00 | 0.00 | 0.00 | 0.00 | 0.00 | 0.00 | 195,368.00 | 0.00 | 0.00 | 0.00 | 195,368.00 |
| 74 | GAA Items released through GAA as Allotment Order per Annex A of NBC No. 592 / SAA 2024-02-003 | 11-Jan-2024 | Specific Budgets of National Government Agencies | 101101 | 0.00 | 41,588.00 | 0.00 | 0.00 | 41,588.00 | 0.00 | 0.00 | 0.00 | 0.00 | 0.00 | 0.00 | 41,588.00 | 0.00 | 0.00 | 0.00 | 41,588.00 |
| 85 | GAA Items released through GAA as Allotment Order per Annex A of NBC No. 592 / SAA 2024-02-014 | 11-Jan-2024 | Specific Budgets of National Government Agencies | 101101 | 0.00 | 0.00 | 0.00 | 1,585,000.00 | 1,585,000.00 | 0.00 | 0.00 | 0.00 | 0.00 | 0.00 | 0.00 | 0.00 | 0.00 | 0.00 | 1,585,000.00 | 1,585,000.00 |
| 98 | GAA Items released through GAA as Allotment Order per Annex A of NBC No. 592 / SAA 2024-04-047 | 11-Jan-2024 | Specific Budgets of National Government Agencies | 101101 | 0.00 | 42,000.00 | 0.00 | 0.00 | 42,000.00 | 0.00 | 0.00 | 0.00 | 0.00 | 0.00 | 0.00 | 42,000.00 | 0.00 | 0.00 | 0.00 | 42,000.00 |
| 103 | GAA Items released through GAA as Allotment Order per Annex A of NBC No. 592 / SAA 2024-04-052 | 11-Jan-2024 | Specific Budgets of National Government Agencies | 101101 | 0.00 | 70,800.00 | 0.00 | 0.00 | 70,800.00 | 0.00 | 0.00 | 0.00 | 0.00 | 0.00 | 0.00 | 70,800.00 | 0.00 | 0.00 | 0.00 | 70,800.00 |
| 106 | GAA Items released through GAA as Allotment Order per Annex A of NBC No. 592 / SAA 2024-04-056 | 11-Jan-2024 | Specific Budgets of National Government Agencies | 101101 | 0.00 | 696,127.17 | 0.00 | 0.00 | 696,127.17 | 0.00 | 0.00 | 0.00 | 0.00 | 0.00 | 0.00 | 696,127.17 | 0.00 | 0.00 | 0.00 | 696,127.17 |
| 114 | GAA Items released through GAA as Allotment Order per Annex A of NBC No. 592 / SAA 2024-05-065 | 11-Jan-2024 | Specific Budgets of National Government Agencies | 101101 | 721,907.75 | 0.00 | 0.00 | 0.00 | 721,907.75 | 0.00 | 0.00 | 0.00 | 0.00 | 0.00 | 721,907.75 | 0.00 | 0.00 | 0.00 | 0.00 | 721,907.75 |
| 138 | GAA Items released through GAA as Allotment Order per Annex A of NBC No. 592 / SAA 2024-07-091 | 11-Jan-2024 | Specific Budgets of National Government Agencies | 101101 | 370,546.72 | 0.00 | 0.00 | 0.00 | 370,546.72 | 0.00 | 0.00 | 0.00 | 0.00 | 0.00 | 370,546.72 | 0.00 | 0.00 | 0.00 | 0.00 | 370,546.72 |
| 140 | GAA Items released through GAA as Allotment Order per Annex A of NBC No. 592 / SAA 2024-07-093 | 11-Jan-2024 | Specific Budgets of National Government Agencies | 101101 | 0.00 | 627,443.05 | 0.00 | 0.00 | 627,443.05 | 0.00 | 0.00 | 0.00 | 0.00 | 0.00 | 0.00 | 627,443.05 | 0.00 | 0.00 | 0.00 | 627,443.05 |
| 151 | GAA Items released through GAA as Allotment Order per Annex A of NBC No. 592 / SAA 2024-08-105 | 11-Jan-2024 | Specific Budgets of National Government Agencies | 101101 | 261,058.26 | 0.00 | 0.00 | 0.00 | 261,058.26 | 0.00 | 0.00 | 0.00 | 0.00 | 0.00 | 261,058.26 | 0.00 | 0.00 | 0.00 | 0.00 | 261,058.26 |
| 168 | GAA Items released through GAA as Allotment Order per Annex A of NBC No. 592 / SAA 2024-09-145 | 11-Jan-2024 | Specific Budgets of National Government Agencies | 101101 | 261,058.26 | 0.00 | 0.00 | 0.00 | 261,058.26 | 0.00 | 0.00 | 0.00 | 0.00 | 0.00 | 261,058.26 | 0.00 | 0.00 | 0.00 | 0.00 | 261,058.26 |
| 188 | GAA Items released through GAA as Allotment Order per Annex A of NBC No. 592 / SAA 2024-11-168 | 11-Jan-2024 | Specific Budgets of National Government Agencies | 101101 | 241,776.15 | 0.00 | 0.00 | 0.00 | 241,776.15 | 0.00 | 0.00 | 0.00 | 0.00 | 0.00 | 241,776.15 | 0.00 | 0.00 | 0.00 | 0.00 | 241,776.15 |
| 210 | GAA Items released through GAA as Allotment Order per Annex A of NBC No. 592 / SAA 2024-12-188 | 11-Jan-2024 | Specific Budgets of National Government Agencies | 101101 | 101,945.13 | 0.00 | 0.00 | 0.00 | 101,945.13 | 0.00 | 0.00 | 0.00 | 0.00 | 0.00 | 101,945.13 | 0.00 | 0.00 | 0.00 | 0.00 | 101,945.13 |

| No. | Allotments/Sub-Allotments Reference | | Funding Source | | Allotments/Sub-Allotments received from CO/ROs/OU's | | | | | Sub-Allotments to ROs/OU's | | | | | Total Allotments/Net of Sub-allotments | | | | |
|-----|--|-------------|--|-----------|---|----------------|-------|----------------|------------------|----------------------------|-----------------|-------|-----------------|------------------|--|----------------|-----------|----------------|------------------|
| | Number | Date | Description | UACS CODE | PS | MOOE | FinEx | CO | Total | PS | MOOE | FinEx | CO | Total | PS | MOOE | FinEx | CO | Total |
| 1 | 2 | 3 | 4 | 5 | 6 | 7 | 8 | 9 | 10=(6+7+8+9) | 11 | 12 | 13 | 14 | 15=(11+12+13+14) | 16=(6+11) | 17=(7+12) | 18=(8+13) | 19=(9+14) | 20=(16+17+18+19) |
| 126 | GAA Items released through GAA as Allotment Order per Annex A of NBC No. 592 / SAA 2024-06-078 | 11-Jan-2024 | Specific Budgets of National Government Agencies | 101101 | 388,264.71 | 0.00 | 0.00 | 0.00 | 388,264.71 | 0.00 | 0.00 | 0.00 | 0.00 | 0.00 | 388,264.71 | 0.00 | 0.00 | 0.00 | 388,264.71 |
| 139 | GAA Items released through GAA as Allotment Order per Annex A of NBC No. 592 / SAA 2024-07-092 | 11-Jan-2024 | Specific Budgets of National Government Agencies | 101101 | 283,306.73 | 0.00 | 0.00 | 0.00 | 283,306.73 | 0.00 | 0.00 | 0.00 | 0.00 | 0.00 | 283,306.73 | 0.00 | 0.00 | 0.00 | 283,306.73 |
| 150 | GAA Items released through GAA as Allotment Order per Annex A of NBC No. 592 / SAA 2024-08-104 | 11-Jan-2024 | Specific Budgets of National Government Agencies | 101101 | 354,135.92 | 0.00 | 0.00 | 0.00 | 354,135.92 | 0.00 | 0.00 | 0.00 | 0.00 | 0.00 | 354,135.92 | 0.00 | 0.00 | 0.00 | 354,135.92 |
| 172 | GAA Items released through GAA as Allotment Order per Annex A of NBC No. 592 / SAA 2024-09-150 | 11-Jan-2024 | Specific Budgets of National Government Agencies | 101101 | 333,926.91 | 0.00 | 0.00 | 0.00 | 333,926.91 | 0.00 | 0.00 | 0.00 | 0.00 | 0.00 | 333,926.91 | 0.00 | 0.00 | 0.00 | 333,926.91 |
| 192 | GAA Items released through GAA as Allotment Order per Annex A of NBC No. 592 / SAA 2024-11-172 | 11-Jan-2024 | Specific Budgets of National Government Agencies | 101101 | 445,721.46 | 0.00 | 0.00 | 0.00 | 445,721.46 | 0.00 | 0.00 | 0.00 | 0.00 | 0.00 | 445,721.46 | 0.00 | 0.00 | 0.00 | 445,721.46 |
| 214 | GAA Items released through GAA as Allotment Order per Annex A of NBC No. 592 / SAA 2024-12-192 | 11-Jan-2024 | Specific Budgets of National Government Agencies | 101101 | 80,180.30 | 0.00 | 0.00 | 0.00 | 80,180.30 | 0.00 | 0.00 | 0.00 | 0.00 | 0.00 | 80,180.30 | 0.00 | 0.00 | 0.00 | 80,180.30 |
| 305 | SARO-BMB-E-24-0018630 / SAA 2024-12-230 | 05-Dec-2024 | For payment of Personnel Benefits | 105462 | 796,336.69 | 0.00 | 0.00 | 0.00 | 796,336.69 | 0.00 | 0.00 | 0.00 | 0.00 | 0.00 | 796,336.69 | 0.00 | 0.00 | 0.00 | 796,336.69 |
| 338 | SARO-BMB-E-24-0019072 / SAA 2024-12-250 | 17-Dec-2024 | For payment of Personnel Benefits | 105462 | 1,048,678.02 | 0.00 | 0.00 | 0.00 | 1,048,678.02 | 0.00 | 0.00 | 0.00 | 0.00 | 0.00 | 1,048,678.02 | 0.00 | 0.00 | 0.00 | 1,048,678.02 |
| | Sub-Total | | | | 4,988,287.29 | 1,635,243.00 | 0.00 | 1,585,000.00 | 8,208,530.29 | 0.00 | 0.00 | 0.00 | 0.00 | 0.00 | 4,988,287.29 | 1,635,243.00 | 0.00 | 1,585,000.00 | 8,208,530.29 |
| | Sub-Total, 01 - Regular Agency Fund | | | | 1,059,986,752.98 | 628,780,629.53 | 0.00 | 131,287,550.00 | 1,820,054,932.51 | (117,328,656.98) | (17,789,799.53) | 0.00 | (13,845,050.00) | (148,963,506.51) | 942,658,096.00 | 610,990,830.00 | 0.00 | 117,442,500.00 | 1,671,091,426.00 |
| | Total Allotments | | | | 1,059,986,752.98 | 628,780,629.53 | 0.00 | 131,287,550.00 | 1,820,054,932.51 | (117,328,656.98) | (17,789,799.53) | 0.00 | (13,845,050.00) | (148,963,506.51) | 942,658,096.00 | 610,990,830.00 | 0.00 | 117,442,500.00 | 1,671,091,426.00 |

Certified Correct:



DARIA K. MALINAO
Chief, Budget Section

Certified Correct:



SHANYLALE G. DIONISIO
Chief, Accounting Section

Recommending Approval:



GLORIA D. MENDOZA
Chief, Financial and Management Division

Approved By:



MICHAEL V. CABALDA
Assistant Secretary for Mining Concerns
and concurrent OIC, Director

List of Allotments and Sub-Allotments
As at the Quarter Ending December 31, 2024



| | |
|-------------------------------------|-----------------------------|
| <input checked="" type="checkbox"/> | Current Year Appropriations |
| <input type="checkbox"/> | Supplemental Appropriations |
| <input type="checkbox"/> | Continuing Appropriations |

Department : Department of Environment and Natural Resources (DENR)
 Agency/Entity : Mines and Geosciences Bureau
 Region : ALL
 Division : ALL
 Operating Unit : ALL
 Fund Cluster : 03 - Special Account - Locally Funded/Domestic Grants Fund

(e.g. UACS Fund Cluster: 01-Regular Agency Fund, 02-Foreign Assisted Projects Fund, 03-Special Account-Locally Funded/Domestic Grants Fund, and 04-Special Account-Foreign Assisted/Foreign Grants Fund)

| No. | Allotments/Sub-Allotments Reference | | Funding Source | | Allotments/Sub-Allotments received from CO/ROs/OUs | | | | | Sub-Allotments to ROs/OUs | | | | | Total Allotments/Net of Sub-allotments | | | | |
|---|---|-------------|------------------------------|-----------|--|---------------|-------|---------------|----------------|---------------------------|-----------------|-------|------|------------------|--|---------------|-----------|---------------|------------------|
| | Number | Date | Description | UACS CODE | PS | MOOE | FinEx | CO | Total | PS | MOOE | FinEx | CO | Total | PS | MOOE | FinEx | CO | Total |
| 1 | 2 | 3 | 4 | 5 | 6 | 7 | 8 | 9 | 10=(6+7+8+9) | 11 | 12 | 13 | 14 | 15=(11+12+13+14) | 16=(6+11) | 17=(7+12) | 18=(8+13) | 19=(9+14) | 20=(16+17+18+19) |
| 03 - Special Account - Locally Funded/Domestic Grants Fund | | | | | | | | | | | | | | | | | | | |
| National Capital Region (NCR) | | | | | | | | | | | | | | | | | | | |
| Central Office | | | | | | | | | | | | | | | | | | | |
| A. Allotments received from DBM | | | | | | | | | | | | | | | | | | | |
| 34 | SARO-BMB-E-24-0000681 | 27-Feb-2024 | Mines and Geosciences Bureau | 104338 | 0.00 | 86,819,000.00 | 0.00 | 60,181,000.00 | 147,000,000.00 | 0.00 | (41,326,344.64) | 0.00 | 0.00 | (41,326,344.64) | 0.00 | 86,819,000.00 | 0.00 | 60,181,000.00 | 147,000,000.00 |
| 38 | ALLOTMENT FROM MAF (MOOE) | 26-Mar-2024 | Mines and Geosciences Bureau | 104338 | 0.00 | 0.00 | 0.00 | 0.00 | 0.00 | 0.00 | (50,000.00) | 0.00 | 0.00 | (50,000.00) | 0.00 | (50,000.00) | 0.00 | 0.00 | (50,000.00) |
| Sub-Total | | | | | | | | | | | | | | | | | | | |
| Region I - Ilocos | | | | | | | | | | | | | | | | | | | |
| Regional Office - I | | | | | | | | | | | | | | | | | | | |
| B. Sub-allotments received from Central Office/Regional | | | | | | | | | | | | | | | | | | | |
| 235 | SARO-BMB-E-24-0000681 / SAA 2024-02-021 | 27-Feb-2024 | Mines and Geosciences Bureau | 104338 | 0.00 | 2,183,400.00 | 0.00 | 0.00 | 2,183,400.00 | 0.00 | 0.00 | 0.00 | 0.00 | 0.00 | 0.00 | 2,183,400.00 | 0.00 | 0.00 | 2,183,400.00 |
| Sub-Total | | | | | | | | | | | | | | | | | | | |
| Cordillera Administrative Region (CAR) | | | | | | | | | | | | | | | | | | | |
| Regional Office - CAR | | | | | | | | | | | | | | | | | | | |
| B. Sub-allotments received from Central Office/Regional | | | | | | | | | | | | | | | | | | | |
| 234 | SARO-BMB-E-24-0000681 / SAA 2024-02-020 | 27-Feb-2024 | Mines and Geosciences Bureau | 104338 | 0.00 | 1,808,000.00 | 0.00 | 0.00 | 1,808,000.00 | 0.00 | 0.00 | 0.00 | 0.00 | 0.00 | 0.00 | 1,808,000.00 | 0.00 | 0.00 | 1,808,000.00 |
| 249 | SARO-BMB-E-24-0000681 / SAA 2024-06-071 | 27-Feb-2024 | Mines and Geosciences Bureau | 104338 | 0.00 | 770,000.00 | 0.00 | 0.00 | 770,000.00 | 0.00 | 0.00 | 0.00 | 0.00 | 0.00 | 0.00 | 770,000.00 | 0.00 | 0.00 | 770,000.00 |
| Sub-Total | | | | | | | | | | | | | | | | | | | |
| Region II - Cagayan Valley | | | | | | | | | | | | | | | | | | | |
| Regional Office - II | | | | | | | | | | | | | | | | | | | |
| B. Sub-allotments received from Central Office/Regional | | | | | | | | | | | | | | | | | | | |
| 236 | SARO-BMB-E-24-0000681 / SAA 2024-02-022 | 27-Feb-2024 | Mines and Geosciences Bureau | 104338 | 0.00 | 1,985,000.00 | 0.00 | 0.00 | 1,985,000.00 | 0.00 | 0.00 | 0.00 | 0.00 | 0.00 | 0.00 | 1,985,000.00 | 0.00 | 0.00 | 1,985,000.00 |
| 250 | SARO-BMB-E-24-0000681 / SAA 2024-10-155 | 27-Feb-2024 | Mines and Geosciences Bureau | 104338 | 0.00 | 279,600.00 | 0.00 | 0.00 | 279,600.00 | 0.00 | 0.00 | 0.00 | 0.00 | 0.00 | 0.00 | 279,600.00 | 0.00 | 0.00 | 279,600.00 |
| Sub-Total | | | | | | | | | | | | | | | | | | | |
| Region III - Central Luzon | | | | | | | | | | | | | | | | | | | |
| Regional Office - III | | | | | | | | | | | | | | | | | | | |
| B. Sub-allotments received from Central Office/Regional | | | | | | | | | | | | | | | | | | | |
| 237 | SARO-BMB-E-24-0000681 / SAA 2024-02-023 | 27-Feb-2024 | Mines and Geosciences Bureau | 104338 | 0.00 | 2,743,500.00 | 0.00 | 0.00 | 2,743,500.00 | 0.00 | 0.00 | 0.00 | 0.00 | 0.00 | 0.00 | 2,743,500.00 | 0.00 | 0.00 | 2,743,500.00 |
| Sub-Total | | | | | | | | | | | | | | | | | | | |
| Region IVA - CALABARZON | | | | | | | | | | | | | | | | | | | |
| Regional Office - IVA | | | | | | | | | | | | | | | | | | | |
| B. Sub-allotments received from Central Office/Regional | | | | | | | | | | | | | | | | | | | |
| 238 | SARO-BMB-E-24-0000681 / SAA 2024-02-024 | 27-Feb-2024 | Mines and Geosciences Bureau | 104338 | 0.00 | 1,900,000.00 | 0.00 | 0.00 | 1,900,000.00 | 0.00 | 0.00 | 0.00 | 0.00 | 0.00 | 0.00 | 1,900,000.00 | 0.00 | 0.00 | 1,900,000.00 |
| Sub-Total | | | | | | | | | | | | | | | | | | | |
| Region IVB - MIMAROPA | | | | | | | | | | | | | | | | | | | |
| Regional Office - IVB | | | | | | | | | | | | | | | | | | | |
| B. Sub-allotments received from Central Office/Regional | | | | | | | | | | | | | | | | | | | |
| 239 | SARO-BMB-E-24-0000681 / SAA 2024-02-025 | 27-Feb-2024 | Mines and Geosciences Bureau | 104338 | 0.00 | 1,955,000.00 | 0.00 | 0.00 | 1,955,000.00 | 0.00 | 0.00 | 0.00 | 0.00 | 0.00 | 0.00 | 1,955,000.00 | 0.00 | 0.00 | 1,955,000.00 |
| Sub-Total | | | | | | | | | | | | | | | | | | | |
| Region V - Bicol | | | | | | | | | | | | | | | | | | | |
| Regional Office - V | | | | | | | | | | | | | | | | | | | |
| B. Sub-allotments received from Central Office/Regional | | | | | | | | | | | | | | | | | | | |
| 240 | SARO-BMB-E-24-0000681 / SAA 2024-02-026 | 27-Feb-2024 | Mines and Geosciences Bureau | 104338 | 0.00 | 2,186,010.00 | 0.00 | 0.00 | 2,186,010.00 | 0.00 | 0.00 | 0.00 | 0.00 | 0.00 | 0.00 | 2,186,010.00 | 0.00 | 0.00 | 2,186,010.00 |
| Sub-Total | | | | | | | | | | | | | | | | | | | |
| Region VI - Western Visayas | | | | | | | | | | | | | | | | | | | |
| Regional Office - VI | | | | | | | | | | | | | | | | | | | |
| B. Sub-allotments received from Central Office/Regional | | | | | | | | | | | | | | | | | | | |
| 241 | SARO-BMB-E-24-0000681 / SAA 2024-02-027 | 27-Feb-2024 | Mines and Geosciences Bureau | 104338 | 0.00 | 1,968,000.00 | 0.00 | 0.00 | 1,968,000.00 | 0.00 | 0.00 | 0.00 | 0.00 | 0.00 | 0.00 | 1,968,000.00 | 0.00 | 0.00 | 1,968,000.00 |
| 252 | ALLOTMENT FROM MAF (MOOE) / SAA 2024-02-027 | 26-Mar-2024 | Mines and Geosciences Bureau | 104338 | 0.00 | 5,000.00 | 0.00 | 0.00 | 5,000.00 | 0.00 | 0.00 | 0.00 | 0.00 | 0.00 | 0.00 | 5,000.00 | 0.00 | 0.00 | 5,000.00 |

| No. | Allotments/Sub-Allotments Reference | | Funding Source | | Allotments/Sub-Allotments received from CO/ROs/OU's | | | | | Sub-Allotments to ROs/OU's | | | | | Total Allotments/Net of Sub-allotments | | | | | |
|-----|---|-------------|------------------------------|-----------|---|----------------|-------|---------------|----------------|----------------------------|-----------------|-------|------|------------------|--|---------------|-----------|---------------|------------------|---------------|
| | Number | Date | Description | UACS CODE | PS | MOOE | FinEx | CO | Total | PS | MOOE | FinEx | CO | Total | PS | MOOE | FinEx | CO | Total | |
| 1 | 2 | 3 | 4 | 5 | 6 | 7 | 8 | 9 | 10=(6+7+8+9) | 11 | 12 | 13 | 14 | 15=(11+12+13+14) | 16=(6+11) | 17=(7+12) | 18=(8+13) | 19=(9+14) | 20=(16+17+18+19) | |
| | Sub-Total | | | | 0.00 | 1,973,000.00 | 0.00 | 0.00 | 1,973,000.00 | 0.00 | 0.00 | 0.00 | 0.00 | 0.00 | 0.00 | 1,973,000.00 | 0.00 | 0.00 | 0.00 | 1,973,000.00 |
| | Region VII - Central Visayas | | | | 0.00 | 1,955,000.00 | 0.00 | 0.00 | 1,955,000.00 | 0.00 | 0.00 | 0.00 | 0.00 | 0.00 | 0.00 | 1,955,000.00 | 0.00 | 0.00 | 0.00 | 1,955,000.00 |
| | Regional Office - VII | | | | 0.00 | 1,955,000.00 | 0.00 | 0.00 | 1,955,000.00 | 0.00 | 0.00 | 0.00 | 0.00 | 0.00 | 0.00 | 1,955,000.00 | 0.00 | 0.00 | 0.00 | 1,955,000.00 |
| | B. Sub-allotments received from Central Office/Regional | | | | 0.00 | 1,955,000.00 | 0.00 | 0.00 | 1,955,000.00 | 0.00 | 0.00 | 0.00 | 0.00 | 0.00 | 0.00 | 1,955,000.00 | 0.00 | 0.00 | 0.00 | 1,955,000.00 |
| 242 | SARO-BMB-E-24-0000681 / SAA 2024-02-028 | 27-Feb-2024 | Mines and Geosciences Bureau | 104338 | 0.00 | 1,947,000.00 | 0.00 | 0.00 | 1,947,000.00 | 0.00 | 0.00 | 0.00 | 0.00 | 0.00 | 0.00 | 1,947,000.00 | 0.00 | 0.00 | 0.00 | 1,947,000.00 |
| 253 | ALLOTMENT FROM MAF (MOOE) / SAA 2024-02-028 | 26-Mar-2024 | Mines and Geosciences Bureau | 104338 | 0.00 | 8,000.00 | 0.00 | 0.00 | 8,000.00 | 0.00 | 0.00 | 0.00 | 0.00 | 0.00 | 0.00 | 8,000.00 | 0.00 | 0.00 | 0.00 | 8,000.00 |
| | Sub-Total | | | | 0.00 | 1,955,000.00 | 0.00 | 0.00 | 1,955,000.00 | 0.00 | 0.00 | 0.00 | 0.00 | 0.00 | 0.00 | 1,955,000.00 | 0.00 | 0.00 | 0.00 | 1,955,000.00 |
| | Region VIII - Eastern Visayas | | | | 0.00 | 2,185,000.00 | 0.00 | 0.00 | 2,185,000.00 | 0.00 | 0.00 | 0.00 | 0.00 | 0.00 | 0.00 | 2,185,000.00 | 0.00 | 0.00 | 0.00 | 2,185,000.00 |
| | Regional Office - VIII | | | | 0.00 | 2,185,000.00 | 0.00 | 0.00 | 2,185,000.00 | 0.00 | 0.00 | 0.00 | 0.00 | 0.00 | 0.00 | 2,185,000.00 | 0.00 | 0.00 | 0.00 | 2,185,000.00 |
| | B. Sub-allotments received from Central Office/Regional | | | | 0.00 | 2,185,000.00 | 0.00 | 0.00 | 2,185,000.00 | 0.00 | 0.00 | 0.00 | 0.00 | 0.00 | 0.00 | 2,185,000.00 | 0.00 | 0.00 | 0.00 | 2,185,000.00 |
| 243 | SARO-BMB-E-24-0000681 / SAA 2024-02-029 | 27-Feb-2024 | Mines and Geosciences Bureau | 104338 | 0.00 | 2,185,000.00 | 0.00 | 0.00 | 2,185,000.00 | 0.00 | 0.00 | 0.00 | 0.00 | 0.00 | 0.00 | 2,185,000.00 | 0.00 | 0.00 | 0.00 | 2,185,000.00 |
| | Sub-Total | | | | 0.00 | 2,185,000.00 | 0.00 | 0.00 | 2,185,000.00 | 0.00 | 0.00 | 0.00 | 0.00 | 0.00 | 0.00 | 2,185,000.00 | 0.00 | 0.00 | 0.00 | 2,185,000.00 |
| | Region IX - Zamboanga Peninsula | | | | 0.00 | 2,109,000.00 | 0.00 | 0.00 | 2,109,000.00 | 0.00 | 0.00 | 0.00 | 0.00 | 0.00 | 0.00 | 2,109,000.00 | 0.00 | 0.00 | 0.00 | 2,109,000.00 |
| | Regional Office - IX | | | | 0.00 | 2,109,000.00 | 0.00 | 0.00 | 2,109,000.00 | 0.00 | 0.00 | 0.00 | 0.00 | 0.00 | 0.00 | 2,109,000.00 | 0.00 | 0.00 | 0.00 | 2,109,000.00 |
| | B. Sub-allotments received from Central Office/Regional | | | | 0.00 | 2,109,000.00 | 0.00 | 0.00 | 2,109,000.00 | 0.00 | 0.00 | 0.00 | 0.00 | 0.00 | 0.00 | 2,109,000.00 | 0.00 | 0.00 | 0.00 | 2,109,000.00 |
| 244 | SARO-BMB-E-24-0000681 / SAA 2024-02-030 | 27-Feb-2024 | Mines and Geosciences Bureau | 104338 | 0.00 | 2,109,000.00 | 0.00 | 0.00 | 2,109,000.00 | 0.00 | 0.00 | 0.00 | 0.00 | 0.00 | 0.00 | 2,109,000.00 | 0.00 | 0.00 | 0.00 | 2,109,000.00 |
| | Sub-Total | | | | 0.00 | 2,109,000.00 | 0.00 | 0.00 | 2,109,000.00 | 0.00 | 0.00 | 0.00 | 0.00 | 0.00 | 0.00 | 2,109,000.00 | 0.00 | 0.00 | 0.00 | 2,109,000.00 |
| | Region X - Northern Mindanao | | | | 0.00 | 1,997,000.00 | 0.00 | 0.00 | 1,997,000.00 | 0.00 | 0.00 | 0.00 | 0.00 | 0.00 | 0.00 | 1,997,000.00 | 0.00 | 0.00 | 0.00 | 1,997,000.00 |
| | Regional Office - X | | | | 0.00 | 1,997,000.00 | 0.00 | 0.00 | 1,997,000.00 | 0.00 | 0.00 | 0.00 | 0.00 | 0.00 | 0.00 | 1,997,000.00 | 0.00 | 0.00 | 0.00 | 1,997,000.00 |
| | B. Sub-allotments received from Central Office/Regional | | | | 0.00 | 1,997,000.00 | 0.00 | 0.00 | 1,997,000.00 | 0.00 | 0.00 | 0.00 | 0.00 | 0.00 | 0.00 | 1,997,000.00 | 0.00 | 0.00 | 0.00 | 1,997,000.00 |
| 245 | SARO-BMB-E-24-0000681 / SAA 2024-02-031 | 27-Feb-2024 | Mines and Geosciences Bureau | 104338 | 0.00 | 1,997,000.00 | 0.00 | 0.00 | 1,997,000.00 | 0.00 | 0.00 | 0.00 | 0.00 | 0.00 | 0.00 | 1,997,000.00 | 0.00 | 0.00 | 0.00 | 1,997,000.00 |
| | Sub-Total | | | | 0.00 | 1,997,000.00 | 0.00 | 0.00 | 1,997,000.00 | 0.00 | 0.00 | 0.00 | 0.00 | 0.00 | 0.00 | 1,997,000.00 | 0.00 | 0.00 | 0.00 | 1,997,000.00 |
| | Region XI - Davao | | | | 0.00 | 2,200,500.00 | 0.00 | 0.00 | 2,200,500.00 | 0.00 | 0.00 | 0.00 | 0.00 | 0.00 | 0.00 | 2,200,500.00 | 0.00 | 0.00 | 0.00 | 2,200,500.00 |
| | Regional Office - XI | | | | 0.00 | 2,200,500.00 | 0.00 | 0.00 | 2,200,500.00 | 0.00 | 0.00 | 0.00 | 0.00 | 0.00 | 0.00 | 2,200,500.00 | 0.00 | 0.00 | 0.00 | 2,200,500.00 |
| | B. Sub-allotments received from Central Office/Regional | | | | 0.00 | 2,200,500.00 | 0.00 | 0.00 | 2,200,500.00 | 0.00 | 0.00 | 0.00 | 0.00 | 0.00 | 0.00 | 2,200,500.00 | 0.00 | 0.00 | 0.00 | 2,200,500.00 |
| 246 | SARO-BMB-E-24-0000681 / SAA 2024-02-032 | 27-Feb-2024 | Mines and Geosciences Bureau | 104338 | 0.00 | 2,200,500.00 | 0.00 | 0.00 | 2,200,500.00 | 0.00 | 0.00 | 0.00 | 0.00 | 0.00 | 0.00 | 2,200,500.00 | 0.00 | 0.00 | 0.00 | 2,200,500.00 |
| | Sub-Total | | | | 0.00 | 2,200,500.00 | 0.00 | 0.00 | 2,200,500.00 | 0.00 | 0.00 | 0.00 | 0.00 | 0.00 | 0.00 | 2,200,500.00 | 0.00 | 0.00 | 0.00 | 2,200,500.00 |
| | Region XII - SOCCSKSARGEN | | | | 0.00 | 2,003,334.64 | 0.00 | 0.00 | 2,003,334.64 | 0.00 | 0.00 | 0.00 | 0.00 | 0.00 | 0.00 | 2,003,334.64 | 0.00 | 0.00 | 0.00 | 2,003,334.64 |
| | Regional Office - XII | | | | 0.00 | 2,003,334.64 | 0.00 | 0.00 | 2,003,334.64 | 0.00 | 0.00 | 0.00 | 0.00 | 0.00 | 0.00 | 2,003,334.64 | 0.00 | 0.00 | 0.00 | 2,003,334.64 |
| | B. Sub-allotments received from Central Office/Regional | | | | 0.00 | 2,003,334.64 | 0.00 | 0.00 | 2,003,334.64 | 0.00 | 0.00 | 0.00 | 0.00 | 0.00 | 0.00 | 2,003,334.64 | 0.00 | 0.00 | 0.00 | 2,003,334.64 |
| 247 | SARO-BMB-E-24-0000681 / SAA 2024-02-033 | 27-Feb-2024 | Mines and Geosciences Bureau | 104338 | 0.00 | 1,958,000.00 | 0.00 | 0.00 | 1,958,000.00 | 0.00 | 0.00 | 0.00 | 0.00 | 0.00 | 0.00 | 1,958,000.00 | 0.00 | 0.00 | 0.00 | 1,958,000.00 |
| 251 | SARO-BMB-E-24-0000681 / SAA 2024-12-267 | 27-Feb-2024 | Mines and Geosciences Bureau | 104338 | 0.00 | 8,334.64 | 0.00 | 0.00 | 8,334.64 | 0.00 | 0.00 | 0.00 | 0.00 | 0.00 | 0.00 | 8,334.64 | 0.00 | 0.00 | 0.00 | 8,334.64 |
| 254 | ALLOTMENT FROM MAF (MOOE) / SAA 2024-02-033 | 26-Mar-2024 | Mines and Geosciences Bureau | 104338 | 0.00 | 37,000.00 | 0.00 | 0.00 | 37,000.00 | 0.00 | 0.00 | 0.00 | 0.00 | 0.00 | 0.00 | 37,000.00 | 0.00 | 0.00 | 0.00 | 37,000.00 |
| | Sub-Total | | | | 0.00 | 2,003,334.64 | 0.00 | 0.00 | 2,003,334.64 | 0.00 | 0.00 | 0.00 | 0.00 | 0.00 | 0.00 | 2,003,334.64 | 0.00 | 0.00 | 0.00 | 2,003,334.64 |
| | Region XIII - CARAGA | | | | 0.00 | 11,093,000.00 | 0.00 | 0.00 | 11,093,000.00 | 0.00 | 0.00 | 0.00 | 0.00 | 0.00 | 0.00 | 11,093,000.00 | 0.00 | 0.00 | 0.00 | 11,093,000.00 |
| | Regional Office - XIII | | | | 0.00 | 11,093,000.00 | 0.00 | 0.00 | 11,093,000.00 | 0.00 | 0.00 | 0.00 | 0.00 | 0.00 | 0.00 | 11,093,000.00 | 0.00 | 0.00 | 0.00 | 11,093,000.00 |
| | B. Sub-allotments received from Central Office/Regional | | | | 0.00 | 11,093,000.00 | 0.00 | 0.00 | 11,093,000.00 | 0.00 | 0.00 | 0.00 | 0.00 | 0.00 | 0.00 | 11,093,000.00 | 0.00 | 0.00 | 0.00 | 11,093,000.00 |
| 233 | SARO-BMB-E-24-0000681 / SAA 2024-02-019 | 27-Feb-2024 | Mines and Geosciences Bureau | 104338 | 0.00 | 7,394,112.00 | 0.00 | 0.00 | 7,394,112.00 | 0.00 | 0.00 | 0.00 | 0.00 | 0.00 | 0.00 | 7,394,112.00 | 0.00 | 0.00 | 0.00 | 7,394,112.00 |
| 248 | SARO-BMB-E-24-0000681 / SAA 2024-02-034 | 27-Feb-2024 | Mines and Geosciences Bureau | 104338 | 0.00 | 3,698,888.00 | 0.00 | 0.00 | 3,698,888.00 | 0.00 | 0.00 | 0.00 | 0.00 | 0.00 | 0.00 | 3,698,888.00 | 0.00 | 0.00 | 0.00 | 3,698,888.00 |
| | Sub-Total | | | | 0.00 | 11,093,000.00 | 0.00 | 0.00 | 11,093,000.00 | 0.00 | 0.00 | 0.00 | 0.00 | 0.00 | 0.00 | 11,093,000.00 | 0.00 | 0.00 | 0.00 | 11,093,000.00 |
| | Sub-Total, 03 - Special Account - Locally Funded/Domestic Grants Fund | | | | 0.00 | 128,145,344.64 | 0.00 | 60,181,000.00 | 188,326,344.64 | 0.00 | (41,326,344.64) | 0.00 | 0.00 | (41,326,344.64) | 0.00 | 86,819,000.00 | 0.00 | 60,181,000.00 | 147,000,000.00 | |
| | Total Allotments | | | | 0.00 | 128,145,344.64 | 0.00 | 60,181,000.00 | 188,326,344.64 | 0.00 | (41,326,344.64) | 0.00 | 0.00 | (41,326,344.64) | 0.00 | 86,819,000.00 | 0.00 | 60,181,000.00 | 147,000,000.00 | |

Certified Correct:

DARIA K. MALINAO
Chief, Budget Section

Certified Correct:

SHANYLALE G. DIONISIO
Chief, Accounting Section

Recommending Approval:

GLORIA D. MENDOZA
Chief, Financial and Management Division

Approved By:

MICHAEL V. CABALDA
Assistant Secretary for Mining Concerns
and concurrent OIC, Director

LIST OF ALLOTMENTS AND SUB-ALLOTMENTS
As at the quarter ending December 31, 2024



Department: Department of Environment and Natural Resources (DENR)
 Agency: Mines and Geosciences Bureau
 Operating Unit: ALL
 Organization Code: ALL
 Fund Cluster: 01 - Regular Agency Fund
 (e.g. UACS Fund Cluster: 01-Regular Agency Fund, 02-Foreign Assisted Projects Fund, 03-Special Account-Locally Funded/Domestic Grants Fund, and 04-Special Account-Foreign Assisted/Foreign Grants Fund)

| | |
|---|-----------------------------|
| | Current Year Appropriations |
| | Supplemental Appropriations |
| X | Continuing Appropriations |

| Allotments/Sub-Allotments Reference | | | Funding Source | Allotments/Sub-Allotments received from CO/ROs/OU's | | | | | Sub-Allotments to ROs/OU's | | | | | Total Allotments/Net of Sub-allotments | | | | | |
|---|--|------------|--|---|------|--------------|-------|------------|----------------------------|------|--------------|-------|------|--|-----------|--------------|-----------|------------|--------------|
| No. | Number | Date | Description | UACS Code | PS | MOOE | FinEx | CO | Sub-Total | PS | MOOE | FinEx | CO | TOTAL | PS | MOOE | FinEx | CO | TOTAL |
| 1 | 2 | 3 | 4 | 5 | 6 | 7 | 8 | 9 | 10=(6+7+8+9) | 11 | 12 | 13 | 14 | 15= | 16=(6+11) | 17=(7+12) | 18=(8+13) | 19=(9+14) | 20= |
| 01 - Regular Agency Fund | | | | | | | | | | | | | | | | | | | |
| National Capital Region (NCR) | | | | | | | | | | | | | | | | | | | |
| Central Office | | | | | | | | | | | | | | | | | | | |
| B. Balance From GAA/SARO/Sub-Allotment(Prior Year) | | | | | | | | | | | | | | | | | | | |
| 3 | COMPREHENSIVE RELEASE PER ANNEX A AND A-1 OF NBC NO. 590 DATED | 2023-01-03 | Specific Budgets of National Government Agencies | 102101 | 0.00 | 6,989,822.27 | 0.00 | 770,000.00 | 7,759,822.27 | 0.00 | 0.00 | 0.00 | 0.00 | 0.00 | 0.00 | 6,989,822.27 | 0.00 | 770,000.00 | 7,759,822.27 |
| Sub-Total | | | | | | | | | | | | | | | | | | | |
| C. Sub-allotments to CO/ROs/OU's(Prior Year) | | | | | | | | | | | | | | | | | | | |
| 15 | SAA 2024-02-044 | 2024-02-22 | Specific Budgets of National Government Agencies | 102101 | 0.00 | 0.00 | 0.00 | 0.00 | 0.00 | 0.00 | (98,831.30) | 0.00 | 0.00 | (98,831.30) | 0.00 | (98,831.30) | 0.00 | 0.00 | (98,831.30) |
| 16 | SAA No. 2024-02-044 | 2024-02-22 | Specific Budgets of National Government Agencies | 102101 | 0.00 | 0.00 | 0.00 | 0.00 | 0.00 | 0.00 | (401,168.70) | 0.00 | 0.00 | (401,168.70) | 0.00 | (401,168.70) | 0.00 | 0.00 | (401,168.70) |
| 19 | SAA 2024-04-054 | 2024-04-12 | Specific Budgets of National Government Agencies | 102101 | 0.00 | 0.00 | 0.00 | 0.00 | 0.00 | 0.00 | (500,000.00) | 0.00 | 0.00 | (500,000.00) | 0.00 | (500,000.00) | 0.00 | 0.00 | (500,000.00) |
| 21 | SAA 2024-07-085 | 2024-07-01 | Specific Budgets of National Government Agencies | 102101 | 0.00 | 0.00 | 0.00 | 0.00 | 0.00 | 0.00 | (329,557.06) | 0.00 | 0.00 | (329,557.06) | 0.00 | (329,557.06) | 0.00 | 0.00 | (329,557.06) |
| Sub-Total | | | | | | | | | | | | | | | | | | | |
| Region VII - Central Visayas | | | | | | | | | | | | | | | | | | | |
| Regional Office - VII | | | | | | | | | | | | | | | | | | | |
| B. Balance From GAA/SARO/Sub-Allotment(Prior Year) | | | | | | | | | | | | | | | | | | | |
| 12 | GAA FY 2023 RA 11936 | 2024-01-02 | Specific Budgets of National Government Agencies | 102101 | 0.00 | 1.85 | 0.00 | 0.00 | 1.85 | 0.00 | 0.00 | 0.00 | 0.00 | 0.00 | 0.00 | 1.85 | 0.00 | 0.00 | 1.85 |
| Sub-Total | | | | | | | | | | | | | | | | | | | |
| Region VIII - Eastern Visayas | | | | | | | | | | | | | | | | | | | |
| Regional Office - VIII | | | | | | | | | | | | | | | | | | | |
| B. Balance From GAA/SARO/Sub-Allotment(Prior Year) | | | | | | | | | | | | | | | | | | | |
| 1 | GAA RA 11936 | 2023-01-01 | Specific Budgets of National Government Agencies | 102101 | 0.00 | 7,632.57 | 0.00 | 0.00 | 7,632.57 | 0.00 | 0.00 | 0.00 | 0.00 | 0.00 | 0.00 | 7,632.57 | 0.00 | 0.00 | 7,632.57 |
| Sub-Total | | | | | | | | | | | | | | | | | | | |
| Region IX - Zamboanga Peninsula | | | | | | | | | | | | | | | | | | | |
| Regional Office - IX | | | | | | | | | | | | | | | | | | | |
| B. Balance From GAA/SARO/Sub-Allotment(Prior Year) | | | | | | | | | | | | | | | | | | | |
| 14 | R.A. 11936 FY 2023 GAA | 2024-01-12 | Specific Budgets of National Government Agencies | 102101 | 0.00 | 796.20 | 0.00 | 0.00 | 796.20 | 0.00 | 0.00 | 0.00 | 0.00 | 0.00 | 0.00 | 796.20 | 0.00 | 0.00 | 796.20 |
| Sub-Total | | | | | | | | | | | | | | | | | | | |
| Region XI - Davao | | | | | | | | | | | | | | | | | | | |
| Regional Office - XI | | | | | | | | | | | | | | | | | | | |
| B. Balance From GAA/SARO/Sub-Allotment(Prior Year) | | | | | | | | | | | | | | | | | | | |
| 7 | SAA 2023-01-013 | 2023-01-27 | Specific Budgets of National Government Agencies | 102101 | 0.00 | 14,396.19 | 0.00 | 0.00 | 14,396.19 | 0.00 | 0.00 | 0.00 | 0.00 | 0.00 | 0.00 | 14,396.19 | 0.00 | 0.00 | 14,396.19 |
| Sub-Total | | | | | | | | | | | | | | | | | | | |
| Region XIII - CARAGA | | | | | | | | | | | | | | | | | | | |
| Regional Office - XIII | | | | | | | | | | | | | | | | | | | |
| B. Balance From GAA/SARO/Sub-Allotment(Prior Year) | | | | | | | | | | | | | | | | | | | |
| 5 | GAA FY 2023 RA 11936 | 2023-01-03 | Specific Budgets of National Government Agencies | 102101 | 0.00 | 0.01 | 0.00 | 0.00 | 0.01 | 0.00 | 0.00 | 0.00 | 0.00 | 0.00 | 0.00 | 0.01 | 0.00 | 0.00 | 0.01 |
| Sub-Total | | | | | | | | | | | | | | | | | | | |
| Region III - Central Luzon | | | | | | | | | | | | | | | | | | | |
| Regional Office - III | | | | | | | | | | | | | | | | | | | |
| B. Balance From GAA/SARO/Sub-Allotment(Prior Year) | | | | | | | | | | | | | | | | | | | |
| 6 | GAA 11936 | 2023-01-12 | Specific Budgets of National Government Agencies | 102101 | 0.00 | 226.62 | 0.00 | 0.00 | 226.62 | 0.00 | 0.00 | 0.00 | 0.00 | 0.00 | 0.00 | 226.62 | 0.00 | 0.00 | 226.62 |
| Sub-Total | | | | | | | | | | | | | | | | | | | |
| Region IVA - CALABARZON | | | | | | | | | | | | | | | | | | | |
| Regional Office - IVA | | | | | | | | | | | | | | | | | | | |
| D. Sub-allotments received from Central Office/Regional | | | | | | | | | | | | | | | | | | | |
| 23 | SAA 2024-02-044 | 2024-02-22 | Specific Budgets of National Government Agencies | 102101 | 0.00 | 98,831.30 | 0.00 | 0.00 | 98,831.30 | 0.00 | 0.00 | 0.00 | 0.00 | 0.00 | 0.00 | 98,831.30 | 0.00 | 0.00 | 98,831.30 |
| 24 | SAA No. 2024-02-044 | 2024-02-22 | Specific Budgets of National Government Agencies | 102101 | 0.00 | 401,168.70 | 0.00 | 0.00 | 401,168.70 | 0.00 | 0.00 | 0.00 | 0.00 | 0.00 | 0.00 | 401,168.70 | 0.00 | 0.00 | 401,168.70 |
| 29 | SAA 2024-07-085 | 2024-07-01 | Specific Budgets of National Government Agencies | 102101 | 0.00 | 329,557.06 | 0.00 | 0.00 | 329,557.06 | 0.00 | 0.00 | 0.00 | 0.00 | 0.00 | 0.00 | 329,557.06 | 0.00 | 0.00 | 329,557.06 |

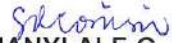
| Allotments/Sub-Allotments Reference | | | Funding Source | | Allotments/Sub-Allotments received from CO/ROs/OU's | | | | | Sub-Allotments to ROs/OU's | | | | | Total Allotments/Net of Sub-allotments | | | | | |
|-------------------------------------|---|------------|--|-----------|---|--------------|-------|------------|--------------|----------------------------|----------------|-------|------|----------------|--|--------------|-----------|------------|-------|--------------|
| No. | Number | Date | Description | UACS Code | PS | MOOE | FinEx | CO | Sub-Total | PS | MOOE | FinEx | CO | TOTAL | PS | MOOE | FinEx | CO | TOTAL | |
| 1 | 2 | 3 | 4 | 5 | 6 | 7 | 8 | 9 | 10=(6+7+8+9) | 11 | 12 | 13 | 14 | 15= | 16=(6+11) | 17=(7+12) | 18=(8+13) | 19=(9+14) | 20= | |
| | Sub-Total | | | | 0.00 | 829,557.06 | 0.00 | 0.00 | 829,557.06 | 0.00 | 0.00 | 0.00 | 0.00 | 0.00 | 0.00 | 829,557.06 | 0.00 | 0.00 | 0.00 | 829,557.06 |
| | Region IVB - MIMAROPA | | | | 0.00 | 500,000.00 | 0.00 | 0.00 | 500,000.00 | 0.00 | 0.00 | 0.00 | 0.00 | 0.00 | 0.00 | 500,000.00 | 0.00 | 0.00 | 0.00 | 500,000.00 |
| | Regional Office - IVB | | | | 0.00 | 500,000.00 | 0.00 | 0.00 | 500,000.00 | 0.00 | 0.00 | 0.00 | 0.00 | 0.00 | 0.00 | 500,000.00 | 0.00 | 0.00 | 0.00 | 500,000.00 |
| | D. Sub-allotments received from Central Office/Regional | | | | 0.00 | 500,000.00 | 0.00 | 0.00 | 500,000.00 | 0.00 | 0.00 | 0.00 | 0.00 | 0.00 | 0.00 | 500,000.00 | 0.00 | 0.00 | 0.00 | 500,000.00 |
| 27 | SAA 2024-04-054 | 2024-04-12 | Specific Budgets of National Government Agencies | 102101 | 0.00 | 500,000.00 | 0.00 | 0.00 | 500,000.00 | 0.00 | 0.00 | 0.00 | 0.00 | 0.00 | 0.00 | 500,000.00 | 0.00 | 0.00 | 0.00 | 500,000.00 |
| | Sub-Total | | | | 0.00 | 500,000.00 | 0.00 | 0.00 | 500,000.00 | 0.00 | 0.00 | 0.00 | 0.00 | 0.00 | 0.00 | 500,000.00 | 0.00 | 0.00 | 0.00 | 500,000.00 |
| | Sub-Total, 01 - Regular Agency Fund | | | | 0.00 | 8,342,432.77 | 0.00 | 770,000.00 | 9,112,432.77 | 0.00 | (1,329,557.06) | 0.00 | 0.00 | (1,329,557.06) | 0.00 | 7,012,875.71 | 0.00 | 770,000.00 | 0.00 | 7,782,875.71 |
| | Total Allotments | | | | 0.00 | 8,342,432.77 | 0.00 | 770,000.00 | 9,112,432.77 | 0.00 | (1,329,557.06) | 0.00 | 0.00 | (1,329,557.06) | 0.00 | 7,012,875.71 | 0.00 | 770,000.00 | 0.00 | 7,782,875.71 |

Certified Correct:



DARIA K. MALINAO
Chief, Budget Section

Certified Correct:

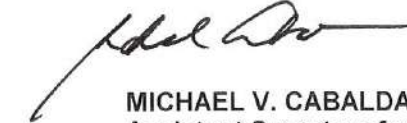


SHANYLALE G. DIONISIO
Chief, Accounting Section

Recommending Approval:


GLORIA D. MENDOZA
Chief, Financial and Management Division

Approved By:



MICHAEL V. CABALDA
Assistant Secretary for Mining Concerns
and concurrent OIC, Director

LIST OF ALLOTMENTS AND SUB-ALLOTMENTS
As at the quarter ending December 31, 2024



Department: Department of Environment and Natural Resources (DENR)
Agency: Mines and Geosciences Bureau
Operating Unit: ALL
Organization Code: ALL
Fund Cluster: 03 - Special Account - Locally Funded/Domestic Grants Fund

Table with 3 rows and 2 columns: Current Year Appropriations, Supplemental Appropriations, Continuing Appropriations. Row 3 has an 'X' in the second column.

(e.g. UACS Fund Cluster: 01-Regular Agency Fund, 02-Foreign Assisted Projects Fund, 03-Special Account-Locally Funded/Domestic Grants Fund, and 04-Special Account-Foreign Assisted/Foreign Grants Fund)

Main data table with columns: Allotments/Sub-Allotments Reference, Funding Source, Allotments/Sub-Allotments received from CO/ROs/OUs, Sub-Allotments to ROs/OUs, Total Allotments/Net of Sub-allotments. Includes rows for various regions and fund clusters.

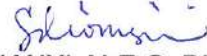
| Allotments/Sub-Allotments Reference | | | Funding Source | | Allotments/Sub-Allotments received from CO/ROs/OU's | | | | | Sub-Allotments to ROs/OU's | | | | | Total Allotments/Net of Sub-allotments | | | | | |
|---|-----------------|------------|------------------------------|-----------|---|------------|-------|------------|--------------|----------------------------|--------------|-------|--------------|--------------|--|------------|-----------|------------|------------|------------|
| No. | Number | Date | Description | UACS Code | PS | MOOE | FinEx | CO | Sub-Total | PS | MOOE | FinEx | CO | TOTAL | PS | MOOE | FinEx | CO | TOTAL | |
| 1 | 2 | 3 | 4 | 5 | 6 | 7 | 8 | 9 | 10=(6+7+8+9) | 11 | 12 | 13 | 14 | 15= | 16=(6+11) | 17=(7+12) | 18=(8+13) | 19=(9+14) | 20= | |
| D. Sub-allotments received from Central Office/Regional | | | | | 0.00 | 0.00 | 0.00 | 150,000.00 | 150,000.00 | 0.00 | 0.00 | 0.00 | 0.00 | 0.00 | 0.00 | 0.00 | 0.00 | 0.00 | 150,000.00 | 150,000.00 |
| 26 | SAA 2024-02-035 | 2024-04-01 | Mines and Geosciences Bureau | 102338 | 0.00 | 0.00 | 0.00 | 150,000.00 | 150,000.00 | 0.00 | 0.00 | 0.00 | 0.00 | 0.00 | 0.00 | 0.00 | 0.00 | 0.00 | 150,000.00 | 150,000.00 |
| | Sub-Total | | | | 0.00 | 0.00 | 0.00 | 150,000.00 | 150,000.00 | 0.00 | 0.00 | 0.00 | 0.00 | 0.00 | 0.00 | 0.00 | 0.00 | 0.00 | 150,000.00 | 150,000.00 |
| Sub-Total, 03 - Special Account - Locally Funded/Domestic Grants Fund | | | | | 0.00 | 905,441.73 | 0.00 | 671,263.80 | 1,576,705.53 | 0.00 | (296,857.58) | 0.00 | (330,000.00) | (626,857.58) | 0.00 | 608,584.15 | 0.00 | 341,263.80 | 949,847.95 | |
| Total Allotments | | | | | 0.00 | 905,441.73 | 0.00 | 671,263.80 | 1,576,705.53 | 0.00 | (296,857.58) | 0.00 | (330,000.00) | (626,857.58) | 0.00 | 608,584.15 | 0.00 | 341,263.80 | 949,847.95 | |

Certified Correct:



DARIA K. MALINAO
Chief, Budget Section

Certified Correct:



SHANYLALE G. DIONISIO
Chief, Accounting Section

Recommending Approval:



GLORIA D. MENDOZA
Chief, Financial and Management Division

Approved By:



MICHAEL V. CABALDA
Assistant Secretary for Mining Concerns
and concurrent OIC, Director