

MONTHLY REPORT OF DISBURSEMENTS
For the month of August 2024

Department: Department of Environment and Natural Resources (DENR)
 Agency/Entity: Mines and Geosciences Bureau
 Region: ALL
 Division: ALL
 Operating Unit: ALL
 Fund Cluster: 01 - Regular Agency Fund
 (e.g. UACS Fund Cluster: 01-Regular Agency Fund, 02-Foreign Assisted Projects Fund, 03-Special Account-Locally Funded/Domestic Grants Fund, etc.)

Particulars	Current Year Budget					Prior Year's Budget											Trust Liabilities				Grand Total					Remarks			
	PS	MOOE	FinEx	CO	TOTAL	Prior Year's Accounts Payable					Current Year's Accounts Payable						SUB-TOTAL	PS	MOOE	CO	TOTAL	PS	MOOE	FinEx	CO		TOTAL		
						PS	MOOE	FinEx	CO	Sub-Total	PS	MOOE	FinEx	CO	Sub-Total	TOTAL												19	20
1	2	3	4	5	6=(2+3+4+5)	7	8	9	10	11=(7+8+9+10)	12	13	14	15	16=(12+13+14+15)	17=(11+16)	18=(6+17)	19	20	21	22=(19+20+21)	23	24	25	26	27=(23+24+25+26)	28		
CASH DISBURSEMENTS	53,745,206.74	37,530,464.08	0.00	2,031,419.14	93,307,089.96	0.00	100,416.00	0.00	0.00	100,416.00	0.00	571,375.78	0.00	721,875.00	1,293,250.78	1,393,666.78	94,700,756.74	0.00	0.00	0.00	0.00	53,745,206.74	38,202,255.86	0.00	2,753,294.14	94,700,756.74			
Notice of Cash Allocation (NCA)	53,537,410.20	37,265,081.65	0.00	1,979,412.90	92,781,904.75	0.00	100,416.00	0.00	0.00	100,416.00	0.00	571,375.78	0.00	721,875.00	1,293,250.78	1,393,666.78	94,175,571.53	0.00	0.00	0.00	0.00	53,537,410.20	37,936,873.43	0.00	2,701,287.90	94,175,571.53			
MDS Checks Issued	5,363,380.23	6,346,655.56	0.00	0.00	11,710,035.79	0.00	0.00	0.00	0.00	0.00	0.00	500,000.00	0.00	0.00	500,000.00	500,000.00	12,210,035.79	0.00	0.00	0.00	0.00	5,363,380.23	6,846,655.56	0.00	0.00	12,210,035.79			
Advice to Debit Account	48,174,029.97	30,918,426.09	0.00	1,979,412.90	81,071,868.96	0.00	100,416.00	0.00	0.00	100,416.00	0.00	71,375.78	0.00	721,875.00	793,250.78	893,666.78	81,965,535.74	0.00	0.00	0.00	0.00	48,174,029.97	31,090,217.87	0.00	2,701,287.90	81,965,535.74			
Notice of Transfer Allocations (NTA)	207,796.54	265,382.43	0.00	52,006.24	525,185.21	0.00	0.00	0.00	0.00	0.00	0.00	0.00	0.00	0.00	0.00	0.00	525,185.21	0.00	0.00	0.00	0.00	207,796.54	265,382.43	0.00	52,006.24	525,185.21			
MDS Checks Issued	207,796.54	199,346.51	0.00	52,006.24	459,149.29	0.00	0.00	0.00	0.00	0.00	0.00	0.00	0.00	0.00	0.00	0.00	459,149.29	0.00	0.00	0.00	0.00	207,796.54	199,346.51	0.00	52,006.24	459,149.29			
Advice to Debit Account	0.00	66,035.92	0.00	0.00	66,035.92	0.00	0.00	0.00	0.00	0.00	0.00	0.00	0.00	0.00	0.00	0.00	66,035.92	0.00	0.00	0.00	0.00	0.00	66,035.92	0.00	0.00	66,035.92			
Working Fund for FAPs	0.00	0.00	0.00	0.00	0.00	0.00	0.00	0.00	0.00	0.00	0.00	0.00	0.00	0.00	0.00	0.00	0.00	0.00	0.00	0.00	0.00	0.00	0.00	0.00	0.00	0.00	0.00		
Cash Disbursement Ceiling (CDC)	0.00	0.00	0.00	0.00	0.00	0.00	0.00	0.00	0.00	0.00	0.00	0.00	0.00	0.00	0.00	0.00	0.00	0.00	0.00	0.00	0.00	0.00	0.00	0.00	0.00	0.00	0.00	0.00	
TOTAL CASH DISBURSEMENTS	53,745,206.74	37,530,464.08	0.00	2,031,419.14	93,307,089.96	0.00	100,416.00	0.00	0.00	100,416.00	0.00	571,375.78	0.00	721,875.00	1,293,250.78	1,393,666.78	94,700,756.74	0.00	0.00	0.00	0.00	53,745,206.74	38,202,255.86	0.00	2,753,294.14	94,700,756.74			
NON-CASH DISBURSEMENTS	5,574,273.94	1,122,490.30	0.00	161,739.86	6,858,504.10	0.00	6,464.00	0.00	0.00	6,464.00	0.00	3,756.62	0.00	48,125.00	51,881.62	58,345.62	6,916,849.72	0.00	0.00	0.00	0.00	5,574,273.94	1,132,710.92	0.00	209,864.86	6,916,849.72			
Tax Remittance Advances Issued (TRA)	5,574,273.94	1,122,490.30	0.00	117,490.66	6,814,254.90	0.00	6,464.00	0.00	0.00	6,464.00	0.00	3,756.62	0.00	48,125.00	51,881.62	58,345.62	6,872,600.52	0.00	0.00	0.00	0.00	5,574,273.94	1,132,710.92	0.00	165,615.66	6,872,600.52			
Non-Cash Availment Authority (NCAA)	0.00	0.00	0.00	0.00	0.00	0.00	0.00	0.00	0.00	0.00	0.00	0.00	0.00	0.00	0.00	0.00	0.00	0.00	0.00	0.00	0.00	0.00	0.00	0.00	0.00	0.00	0.00		
Disbursements effected through outright deductions from claims (unless specified)	0.00	0.00	0.00	44,249.20	44,249.20	0.00	0.00	0.00	0.00	0.00	0.00	0.00	0.00	0.00	0.00	0.00	44,249.20	0.00	0.00	0.00	0.00	0.00	0.00	0.00	44,249.20	44,249.20			
Overpayment of expenses(e.g. personnel benefits)	0.00	0.00	0.00	0.00	0.00	0.00	0.00	0.00	0.00	0.00	0.00	0.00	0.00	0.00	0.00	0.00	0.00	0.00	0.00	0.00	0.00	0.00	0.00	0.00	0.00	0.00	0.00		
Restitution for loss of government property	0.00	0.00	0.00	0.00	0.00	0.00	0.00	0.00	0.00	0.00	0.00	0.00	0.00	0.00	0.00	0.00	0.00	0.00	0.00	0.00	0.00	0.00	0.00	0.00	0.00	0.00	0.00		
Liquidated damages and similar claims	0.00	0.00	0.00	44,249.20	44,249.20	0.00	0.00	0.00	0.00	0.00	0.00	0.00	0.00	0.00	0.00	0.00	44,249.20	0.00	0.00	0.00	0.00	0.00	0.00	0.00	44,249.20	44,249.20			
Others(TEF, BTR-Documentary Stamp Tax, etc.)	0.00	0.00	0.00	0.00	0.00	0.00	0.00	0.00	0.00	0.00	0.00	0.00	0.00	0.00	0.00	0.00	0.00	0.00	0.00	0.00	0.00	0.00	0.00	0.00	0.00	0.00	0.00		
TOTAL NON-CASH DISBURSEMENTS	5,574,273.94	1,122,490.30	0.00	161,739.86	6,858,504.10	0.00	6,464.00	0.00	0.00	6,464.00	0.00	3,756.62	0.00	48,125.00	51,881.62	58,345.62	6,916,849.72	0.00	0.00	0.00	0.00	5,574,273.94	1,132,710.92	0.00	209,864.86	6,916,849.72			
GRAND TOTAL	59,319,480.68	38,652,954.38	0.00	2,193,159.00	100,165,594.06	0.00	106,880.00	0.00	0.00	106,880.00	0.00	575,132.40	0.00	770,000.00	1,345,132.40	1,452,012.40	101,617,606.46	0.00	0.00	0.00	0.00	59,319,480.68	39,334,966.78	0.00	2,963,159.00	101,617,606.46			

SUMMARY

Particulars (1)	Previous Report (2)	This Month (3)	As at Date (4)
Total Disbursement Authorities Received	980,379,257.02	111,820,134.64	1,092,199,391.66
NCA	900,702,204.00	102,248,747.00	1,002,950,951.00
NTA	32,234,081.09	2,698,787.12	34,932,868.21
Working Fund	0.00	0.00	0.00
TRA	47,442,971.93	6,872,600.52	54,315,572.45
CDC	0.00	0.00	0.00
NCAA	0.00	0.00	0.00
Less: Notice of Transfer of Allocations (NTA)* issued	32,234,081.09	2,698,787.12	34,932,868.21
Total Disbursement Authorities Available	948,145,175.93	109,121,347.52	1,057,266,523.45
Less:	0.00	0.00	0.00
Lapsed NCA Disbursements	24,835,392.00	0.00	24,835,392.00
Disbursements	887,889,592.34	101,617,606.46	989,507,198.80
Less: Other Non-Cash Disbursements	23,743.88	44,249.20	67,993.08
Disbursements effected through outright deductions from claims	23,743.88	44,249.20	67,993.08
Overpayment of expenses(e.g. personnel benefits)	0.00	0.00	0.00
Restitution for loss of government property	0.00	0.00	0.00
Liquidated damages and similar claims	23,743.88	44,249.20	67,993.08
Others (e.g. TEF, BTR, Docs Stamp, etc.)	0.00	0.00	0.00
Add/Less: Adjustments (e.g. cancelled/staled checks)	(341,865.62)	0.00	(341,865.62)
Balance of Disbursement Authorities as at date	35,102,069.85	7,547,990.26	42,650,060.11
Total Disbursements Program	948,157,584.95	109,121,347.52	1,057,278,932.47
Less: *Actual Disbursements	888,220,123.10	101,573,357.26	989,793,480.36
(Over)/Under spending	59,937,461.85	7,547,990.26	67,485,452.11

Notes: * The use of NTA is discouraged
 Notes: ** Amounts should tally with the grand total disbursement (column 27).

Certified Correct:


Shanylale G. Dionisio
 SHANYLALE G. DIONISIO
 Chief, Accounting Section

Recommending Approval:


Gloria Mendoza
 GLORIA MENDOZA
 Chief, Financial and Management Division

Approved By:

Teodorico A. Sandoval
 Engr. TEODORICO A. SANDOVAL
 Officer-in-Charge
 Office of the Director



MONTHLY REPORT OF DISBURSEMENTS For the month of August 2024



Department: Department of Environment and Natural Resources (DENR)
Agency/Entity: Mines and Geosciences Bureau
Region: ALL
Division: ALL
Operating Unit: ALL
Fund Cluster: 01 - Regular Agency Fund
(e.g. UACS Fund Cluster: 01-Regular Agency Fund, 02-Foreign Assisted Projects Fund, 03-Special Account-Locally Funded/Domestic Grants Fund, etc.)

Table with columns: Particulars, Current Year Budget (PS, MOOE, FinEx, CO, TOTAL), Prior Year's Budget (Prior Year's Accounts Payable, Current Year's Accounts Payable, SUB-TOTAL), Trust Liabilities (PS, MOOE, CO, TOTAL), Grand Total (PS, MOOE, FinEx, CO, TOTAL), and Remarks. Rows include CASH DISBURSEMENTS, MDS Checks Issued, National Capital Region (NCR), Cordillera Administrative Region (CAR), and various regional offices.

Particulars	Current Year Budget					Prior Year's Budget					Current Year's Accounts Payable					Trust Liabilities					Grand Total					Remarks	
	PS	MOOE	FinEx	CO	TOTAL	PS	MOOE	FinEx	CO	Sub-Total	PS	MOOE	FinEx	CO	Sub-Total	TOTAL	SUB-TOTAL	PS	MOOE	CO	TOTAL	PS	MOOE	FinEx	CO		TOTAL
1	2	3	4	5	6=(2+3+4+5)	7	8	9	10	11=(7+8+9+10)	12	13	14	15	16=(12+13+14)	17=(11+16)	18=(6+17)	19	20	21	22=(19+20+21)	23	24	25	26	27=(23+24+25+26)	28
Regional Office - VIII	270,859.11	111,647.93	0.00	0.00	382,507.04	0.00	0.00	0.00	0.00	0.00	0.00	0.00	0.00	0.00	0.00	0.00	382,507.04	0.00	0.00	0.00	0.00	270,859.11	111,647.93	0.00	0.00	382,507.04	
Region IX - Zamboanga Peninsula	404,915.11	4,871.41	0.00	0.00	409,786.52	0.00	0.00	0.00	0.00	0.00	0.00	0.00	0.00	0.00	0.00	0.00	409,786.52	0.00	0.00	0.00	0.00	404,915.11	4,871.41	0.00	0.00	409,786.52	
Regional Office - IX	404,915.11	4,871.41	0.00	0.00	409,786.52	0.00	0.00	0.00	0.00	0.00	0.00	0.00	0.00	0.00	0.00	0.00	409,786.52	0.00	0.00	0.00	0.00	404,915.11	4,871.41	0.00	0.00	409,786.52	
Region X - Northern Mindanao	280,346.91	72,797.23	0.00	0.00	353,144.14	0.00	0.00	0.00	0.00	0.00	0.00	0.00	0.00	0.00	0.00	0.00	353,144.14	0.00	0.00	0.00	0.00	280,346.91	72,797.23	0.00	0.00	353,144.14	
Regional Office - X	280,346.91	72,797.23	0.00	0.00	353,144.14	0.00	0.00	0.00	0.00	0.00	0.00	0.00	0.00	0.00	0.00	0.00	353,144.14	0.00	0.00	0.00	0.00	280,346.91	72,797.23	0.00	0.00	353,144.14	
Region XI - Davao	208,668.18	26,679.75	0.00	0.00	235,347.93	0.00	0.00	0.00	0.00	0.00	0.00	0.00	0.00	0.00	0.00	0.00	235,347.93	0.00	0.00	0.00	0.00	208,668.18	26,679.75	0.00	0.00	235,347.93	
Regional Office - XI	208,668.18	26,679.75	0.00	0.00	235,347.93	0.00	0.00	0.00	0.00	0.00	0.00	0.00	0.00	0.00	0.00	0.00	235,347.93	0.00	0.00	0.00	0.00	208,668.18	26,679.75	0.00	0.00	235,347.93	
Region XII - SOCCSKSARGEN	425,186.30	16,528.49	0.00	0.00	441,714.79	0.00	0.00	0.00	0.00	0.00	0.00	0.00	0.00	0.00	0.00	0.00	441,714.79	0.00	0.00	0.00	0.00	425,186.30	16,528.49	0.00	0.00	441,714.79	
Regional Office - XII	425,186.30	16,528.49	0.00	0.00	441,714.79	0.00	0.00	0.00	0.00	0.00	0.00	0.00	0.00	0.00	0.00	0.00	441,714.79	0.00	0.00	0.00	0.00	425,186.30	16,528.49	0.00	0.00	441,714.79	
Region XIII - CARAGA	343,338.36	6,089.76	0.00	0.00	349,428.12	0.00	0.00	0.00	0.00	0.00	0.00	0.00	0.00	0.00	0.00	0.00	349,428.12	0.00	0.00	0.00	0.00	343,338.36	6,089.76	0.00	0.00	349,428.12	
Regional Office - XIII	343,338.36	6,089.76	0.00	0.00	349,428.12	0.00	0.00	0.00	0.00	0.00	0.00	0.00	0.00	0.00	0.00	0.00	349,428.12	0.00	0.00	0.00	0.00	343,338.36	6,089.76	0.00	0.00	349,428.12	
Disbursements effected through outright deductions from claims (please specify...)	0.00	0.00	0.00	44,249.20	44,249.20	0.00	0.00	0.00	0.00	0.00	0.00	0.00	0.00	0.00	0.00	0.00	44,249.20	0.00	0.00	0.00	0.00	0.00	0.00	0.00	44,249.20	44,249.20	
Liquidated damages and similar claims	0.00	0.00	0.00	44,249.20	44,249.20	0.00	0.00	0.00	0.00	0.00	0.00	0.00	0.00	0.00	0.00	0.00	44,249.20	0.00	0.00	0.00	0.00	0.00	0.00	0.00	44,249.20	44,249.20	
National Capital Region (NCR)	0.00	0.00	0.00	44,249.20	44,249.20	0.00	0.00	0.00	0.00	0.00	0.00	0.00	0.00	0.00	0.00	0.00	44,249.20	0.00	0.00	0.00	0.00	0.00	0.00	0.00	44,249.20	44,249.20	
Central Office	0.00	0.00	0.00	44,249.20	44,249.20	0.00	0.00	0.00	0.00	0.00	0.00	0.00	0.00	0.00	0.00	0.00	44,249.20	0.00	0.00	0.00	0.00	0.00	0.00	0.00	44,249.20	44,249.20	
TOTAL NON-CASH DISBURSEMENTS	5,574,273.94	1,122,490.30	0.00	161,739.86	6,858,504.10	0.00	6,464.00	0.00	0.00	6,464.00	0.00	3,756.62	0.00	48,125.00	51,881.62	58,345.62	6,916,849.72	0.00	0.00	0.00	0.00	5,574,273.94	1,132,710.92	0.00	209,864.86	6,916,849.72	
GRAND TOTAL	59,319,480.68	38,652,954.38	0.00	2,193,159.00	100,165,594.06	0.00	106,880.00	0.00	0.00	106,880.00	0.00	575,132.40	0.00	770,000.00	1,345,132.40	1,452,012.40	101,617,606.46	0.00	0.00	0.00	0.00	59,319,480.68	39,334,966.78	0.00	2,963,159.00	101,617,606.46	

SUMMARY

Particulars	Previous Report	This Month	As at Date
Total Disbursement Authorities Received	980,379,257.02	111,820,134.64	1,092,199,391.66
NCA	900,702,204.00	102,248,747.00	1,002,950,951.00
NTA	32,234,081.09	2,698,787.12	34,932,868.21
Working Fund	0.00	0.00	0.00
TRA	47,442,971.93	6,872,600.52	54,315,572.45
CDC	0.00	0.00	0.00
NCAA	0.00	0.00	0.00
Less: Notice of Transfer of Allocations (NTA)* issued	32,234,081.09	2,698,787.12	34,932,868.21
Total Disbursement Authorities Available	948,145,175.93	109,121,347.52	1,057,266,523.45
Less:	0.00	0.00	0.00
Lapsed NCA	24,835,392.00	0.00	24,835,392.00
Disbursements	887,889,592.34	101,617,606.46	989,507,198.80
Less: Other Non-Cash Disbursements	23,743.88	44,249.20	67,993.08
Disbursements effected through outright deductions from claims	23,743.88	44,249.20	67,993.08
Overpayment of expenses(e.g. personnel benefits)	0.00	0.00	0.00
Restitution for loss of government property	0.00	0.00	0.00
Liquidated damages and similar claims	23,743.88	44,249.20	67,993.08
Others (e.g. TEF, BTr, Docs Stamp, etc.)	0.00	0.00	0.00
Add/Less: Adjustments (e.g. cancelled/staled checks)	(341,865.62)	0.00	(341,865.62)
Balance of Disbursement Authorities as at date	35,102,069.85	7,547,990.26	42,650,060.11
Total Disbursements Program	948,157,584.95	109,121,347.52	1,057,278,932.47
Less: *Actual Disbursements	888,220,123.10	101,573,357.26	989,793,480.36
(Over)/Under spending	59,937,461.85	7,547,990.26	67,485,452.11

Notes: * The use of NTA is discouraged
Notes: ** Amounts should tally with the grand total disbursement (column 27).

Certified Correct:

Shanylale G. Dionisio
SHANYLALE G. DIONISIO
Chief, Accounting Section

Recommending Approval:

Gloria Mendoza
GLORIA MENDOZA
Chief, Financial and Management Division

Approved By:

Teodorico A. Sandoval
Engr. TEODORICO A. SANDOVAL
Officer-in-Charge
Office of the Director



MONTHLY REPORT OF DISBURSEMENTS
For the month of August 2024

Department: Department of Environment and Natural Resources (DENR)
 Agency/Entity: Mines and Geosciences Bureau
 Region: ALL
 Division: ALL
 Operating Unit: ALL
 Fund Cluster: 03 - Special Account - Locally Funded/Domestic Grants Fund
 (e.g. UACS Fund Cluster: 01-Regular Agency Fund, 02-Foreign Assisted Projects Fund, 03-Special Account-Locally Funded/Domestic Grants Fund, etc.)

Particulars	Current Year Budget					Prior Year's Accounts Payable					Prior Year's Budget					Trust Liabilities				Grand Total					Remarks		
	PS	MOOE	FinEx	CO	TOTAL	PS	MOOE	FinEx	CO	Sub-Total	PS	MOOE	FinEx	CO	Sub-Total	TOTAL	SUB-TOTAL	PS	MOOE	CO	TOTAL	PS	MOOE	FinEx		CO	TOTAL
	2	3	4	5	6=(2+3+4+5)	7	8	9	10	11=(7+8+9+10)	12	13	14	15	16=(12+13+14+15)	17=(11+16)	18=(6+17)	19	20	21	22=(19+20+21)	23	24	25		26	27=(23+24+25+26)
CASH DISBURSEMENTS	0.00	6,879,106.12	0.00	0.00	6,879,106.12	0.00	0.00	0.00	0.00	0.00	0.00	0.00	0.00	189,303.67	189,303.67	189,303.67	7,068,409.79	0.00	0.00	0.00	0.00	0.00	6,879,106.12	0.00	189,303.67	7,068,409.79	
Notice of Cash Allocation (NCA)	0.00	0.00	0.00	0.00	0.00	0.00	0.00	0.00	0.00	0.00	0.00	0.00	0.00	0.00	0.00	0.00	0.00	0.00	0.00	0.00	0.00	0.00	0.00	0.00	0.00	0.00	0.00
MDS Checks Issued	0.00	0.00	0.00	0.00	0.00	0.00	0.00	0.00	0.00	0.00	0.00	0.00	0.00	0.00	0.00	0.00	0.00	0.00	0.00	0.00	0.00	0.00	0.00	0.00	0.00	0.00	0.00
Advice to Debit Account	0.00	0.00	0.00	0.00	0.00	0.00	0.00	0.00	0.00	0.00	0.00	0.00	0.00	0.00	0.00	0.00	0.00	0.00	0.00	0.00	0.00	0.00	0.00	0.00	0.00	0.00	0.00
Notice of Transfer Allocations (NTA)	0.00	6,879,106.12	0.00	0.00	6,879,106.12	0.00	0.00	0.00	0.00	0.00	0.00	0.00	0.00	189,303.67	189,303.67	189,303.67	7,068,409.79	0.00	0.00	0.00	0.00	0.00	6,879,106.12	0.00	189,303.67	7,068,409.79	
MDS Checks Issued	0.00	611,780.83	0.00	0.00	611,780.83	0.00	0.00	0.00	0.00	0.00	0.00	0.00	0.00	0.00	0.00	0.00	611,780.83	0.00	0.00	0.00	0.00	0.00	611,780.83	0.00	0.00	611,780.83	
Advice to Debit Account	0.00	6,267,325.29	0.00	0.00	6,267,325.29	0.00	0.00	0.00	0.00	0.00	0.00	0.00	0.00	189,303.67	189,303.67	189,303.67	6,456,628.96	0.00	0.00	0.00	0.00	0.00	6,267,325.29	0.00	189,303.67	6,456,628.96	
Working Fund for FAPs	0.00	0.00	0.00	0.00	0.00	0.00	0.00	0.00	0.00	0.00	0.00	0.00	0.00	0.00	0.00	0.00	0.00	0.00	0.00	0.00	0.00	0.00	0.00	0.00	0.00	0.00	0.00
Cash Disbursement Ceiling (CDC)	0.00	0.00	0.00	0.00	0.00	0.00	0.00	0.00	0.00	0.00	0.00	0.00	0.00	0.00	0.00	0.00	0.00	0.00	0.00	0.00	0.00	0.00	0.00	0.00	0.00	0.00	0.00
TOTAL CASH DISBURSEMENTS	0.00	6,879,106.12	0.00	0.00	6,879,106.12	0.00	0.00	0.00	0.00	0.00	0.00	0.00	0.00	189,303.67	189,303.67	189,303.67	7,068,409.79	0.00	0.00	0.00	0.00	0.00	6,879,106.12	0.00	189,303.67	7,068,409.79	
NON-CASH DISBURSEMENTS	0.00	228,152.43	0.00	0.00	228,152.43	0.00	0.00	0.00	0.00	0.00	0.00	0.00	0.00	493.35	493.35	493.35	228,645.78	0.00	0.00	0.00	0.00	0.00	228,152.43	0.00	493.35	228,645.78	
Tax Remittance Advices Issued (TRA)	0.00	228,152.43	0.00	0.00	228,152.43	0.00	0.00	0.00	0.00	0.00	0.00	0.00	0.00	493.35	493.35	493.35	228,645.78	0.00	0.00	0.00	0.00	0.00	228,152.43	0.00	493.35	228,645.78	
Non-Cash Availment Authority (NCAA)	0.00	0.00	0.00	0.00	0.00	0.00	0.00	0.00	0.00	0.00	0.00	0.00	0.00	0.00	0.00	0.00	0.00	0.00	0.00	0.00	0.00	0.00	0.00	0.00	0.00	0.00	
Disbursements effected through outright	0.00	0.00	0.00	0.00	0.00	0.00	0.00	0.00	0.00	0.00	0.00	0.00	0.00	0.00	0.00	0.00	0.00	0.00	0.00	0.00	0.00	0.00	0.00	0.00	0.00	0.00	
Overpayment of expenses(e.g. personnel	0.00	0.00	0.00	0.00	0.00	0.00	0.00	0.00	0.00	0.00	0.00	0.00	0.00	0.00	0.00	0.00	0.00	0.00	0.00	0.00	0.00	0.00	0.00	0.00	0.00	0.00	
Restitution for loss of government property	0.00	0.00	0.00	0.00	0.00	0.00	0.00	0.00	0.00	0.00	0.00	0.00	0.00	0.00	0.00	0.00	0.00	0.00	0.00	0.00	0.00	0.00	0.00	0.00	0.00	0.00	
Liquidated damages and similar claims	0.00	0.00	0.00	0.00	0.00	0.00	0.00	0.00	0.00	0.00	0.00	0.00	0.00	0.00	0.00	0.00	0.00	0.00	0.00	0.00	0.00	0.00	0.00	0.00	0.00	0.00	
Others(TEF, BTr-Documentary Stamp Tax, etc.)	0.00	0.00	0.00	0.00	0.00	0.00	0.00	0.00	0.00	0.00	0.00	0.00	0.00	0.00	0.00	0.00	0.00	0.00	0.00	0.00	0.00	0.00	0.00	0.00	0.00	0.00	
TOTAL NON-CASH DISBURSEMENTS	0.00	228,152.43	0.00	0.00	228,152.43	0.00	0.00	0.00	0.00	0.00	0.00	0.00	0.00	493.35	493.35	493.35	228,645.78	0.00	0.00	0.00	0.00	0.00	228,152.43	0.00	493.35	228,645.78	
GRAND TOTAL	0.00	7,107,258.55	0.00	0.00	7,107,258.55	0.00	0.00	0.00	0.00	0.00	0.00	0.00	0.00	189,797.02	189,797.02	189,797.02	7,297,055.57	0.00	0.00	0.00	0.00	0.00	7,107,258.55	0.00	189,797.02	7,297,055.57	

Particulars	Previous Report (2)	This Month (3)	As at Date (4)
Total Disbursement Authorities Received	93,520,088.62	7,682,266.67	101,202,355.29
NCA	69,468,000.00	4,085,000.00	73,553,000.00
NTA	21,709,706.92	3,368,620.89	25,078,327.81
Working Fund	0.00	0.00	0.00
TRA	2,342,381.70	228,645.78	2,571,027.48
CDC	0.00	0.00	0.00
NCAA	0.00	0.00	0.00
Less: Notice of Transfer of Allocations (NTA)* Issued	21,621,303.49	3,368,620.89	24,989,924.38
Total Disbursement Authorities Available	71,898,785.13	4,313,645.78	76,212,430.91
Less:	0.00	0.00	0.00
Lapsed NCA	4,699,605.91	0.00	4,699,605.91
Disbursements	58,807,536.66	7,297,055.57	66,104,592.23
Less: Other Non-Cash Disbursements	28,891.44	0.00	28,891.44
Disbursements effected through outright deductions from claims	28,891.44	0.00	28,891.44
Overpayment of expenses(e.g. personnel benefits)	0.00	0.00	0.00
Restitution for loss of government property	0.00	0.00	0.00
Liquidated damages and similar claims	28,891.44	0.00	28,891.44
Others (e.g. TEF, BTr, Docs Stamp, etc.)	0.00	0.00	0.00
Add/Less: Adjustments (e.g. cancelled/staled checks)	0.00	0.00	0.00
Balance of Disbursement Authorities as at date	8,420,534.00	(2,983,409.79)	5,437,124.21
Total Disbursements Program	71,898,785.13	4,313,645.78	76,212,430.91
Less: *Actual Disbursements	58,778,645.22	7,297,055.57	66,075,700.79
(Over)/Under spending	13,120,139.91	(2,983,409.79)	10,136,730.12

Notes: * The use of NTA is discouraged
 Notes: ** Amounts should tally with the grand total disbursement (column 27).

Certified Correct:

Shanylale G. Dionisio
 SHANYLALE G. DIONISIO
 Chief, Accounting Section

Recommending Approval:


Gloria D. Mendoza
 GLORIA D. MENDOZA
 Chief, Financial and Management Division

Approved By:

Teodorico A. Sandoval
 Engr. TEODORICO A. SANDOVAL
 Officer-in-Charge
 Office of the Director



MONTHLY REPORT OF DISBURSEMENTS For the month of August 2024



Department: Department of Environment and Natural Resources (DENR)
Agency/Entity: Mines and Geosciences Bureau
Region: ALL
Division: ALL
Operating Unit: ALL
Fund Cluster: 03 - Special Account - Locally Funded/Domestic Grants Fund

Main financial table with columns for Particulars, Current Year Budget, Prior Year's Budget, Current Year's Accounts Payable, Trust Liabilities, and Grand Total. Includes rows for CASH DISBURSEMENTS, NON-CASH DISBURSEMENTS, and GRAND TOTAL.

SUMMARY table with columns: Particulars (1), Previous Report (2), This Month (3), As at Date (4). Rows include Total Disbursement Authorities Received, NCA, NTA, Working Fund, TRA, CDC, NCA, Less: Notice of Transfer of Allocations (NTA)* issued, Total Disbursement Authorities Available, Less: Lapsed NCA Disbursements, Less: Other Non-Cash Disbursements, Add/Less: Adjustments (e.g. cancelled/staled checks), Balance of Disbursement Authorities as at date, Total Disbursements Program, Less: *Actual Disbursements, (Over)/Under spending.

Notes: * The use of NTA is discouraged
Notes: ** Amounts should tally with the grand total disbursement (column 27).

Certified Correct:

Signature of Shanylale G. Dionisio, Chief, Accounting Section

Recommending Approval:

Signature of Gloria D. Mendoza, Chief, Financial and Management Division

Approved By:

Signature of Teodorico A. Sandoval, Officer-in-Charge, Office of the Director

MONTHLY REPORT OF DISBURSEMENTS
For the month of August 2024


Department : Department of Environment and Natural Resources (DENR)
 Agency/Entity : Mines and Geosciences Bureau
 Region : ALL
 Division : ALL
 Operating Unit : ALL
 Fund Cluster : 07 - Trust Receipts
 (e.g. UACS Fund Cluster: 01-Regular Agency Fund, 02-Foreign Assisted Projects Fund, 03-Special Account-Locally Funded/Domestic Grants Fund, etc.)


Particulars	Current Year Budget					Prior Year's Budget					Prior Year's Accounts Payable					Current Year's Accounts Payable					Trust Liabilities					Grand Total					Remarks
	PS	MOOE	FinEx	CO	TOTAL	PS	MOOE	FinEx	CO	Sub-Total	PS	MOOE	FinEx	CO	Sub-Total	TOTAL	SUB-TOTAL	PS	MOOE	CO	TOTAL	PS	MOOE	FinEx	CO	TOTAL					
	2	3	4	5	6=(2+3+4+5)	7	8	9	10	11=(7+8+9+10)	12	13	14	15	16=(12+13+14+15)	17=(11+16)	18=(6+17)	19	20	21	22=(19+20+21)	23	24	25	26	27=(23+24+25+26)	28				
CASH DISBURSEMENTS	0.00	49,333.10	0.00	0.00	49,333.10	0.00	0.00	0.00	0.00	0.00	0.00	0.00	0.00	0.00	0.00	0.00	49,333.10	0.00	0.00	0.00	0.00	0.00	49,333.10	0.00	0.00	0.00	49,333.10				
Notice of Cash Allocation (NCA)	0.00	49,333.10	0.00	0.00	49,333.10	0.00	0.00	0.00	0.00	0.00	0.00	0.00	0.00	0.00	0.00	0.00	49,333.10	0.00	0.00	0.00	0.00	0.00	49,333.10	0.00	0.00	0.00	49,333.10				
MDS Checks Issued	0.00	0.00	0.00	0.00	0.00	0.00	0.00	0.00	0.00	0.00	0.00	0.00	0.00	0.00	0.00	0.00	0.00	0.00	0.00	0.00	0.00	0.00	0.00	0.00	0.00	0.00	0.00	0.00			
Advice to Debit Account	0.00	49,333.10	0.00	0.00	49,333.10	0.00	0.00	0.00	0.00	0.00	0.00	0.00	0.00	0.00	0.00	0.00	49,333.10	0.00	0.00	0.00	0.00	0.00	49,333.10	0.00	0.00	0.00	49,333.10				
Notice of Transfer Allocations (NTA)	0.00	0.00	0.00	0.00	0.00	0.00	0.00	0.00	0.00	0.00	0.00	0.00	0.00	0.00	0.00	0.00	0.00	0.00	0.00	0.00	0.00	0.00	0.00	0.00	0.00	0.00	0.00	0.00			
MDS Checks Issued	0.00	0.00	0.00	0.00	0.00	0.00	0.00	0.00	0.00	0.00	0.00	0.00	0.00	0.00	0.00	0.00	0.00	0.00	0.00	0.00	0.00	0.00	0.00	0.00	0.00	0.00	0.00	0.00			
Advice to Debit Account	0.00	0.00	0.00	0.00	0.00	0.00	0.00	0.00	0.00	0.00	0.00	0.00	0.00	0.00	0.00	0.00	0.00	0.00	0.00	0.00	0.00	0.00	0.00	0.00	0.00	0.00	0.00	0.00			
Working Fund for FAPs	0.00	0.00	0.00	0.00	0.00	0.00	0.00	0.00	0.00	0.00	0.00	0.00	0.00	0.00	0.00	0.00	0.00	0.00	0.00	0.00	0.00	0.00	0.00	0.00	0.00	0.00	0.00	0.00			
Cash Disbursement Ceiling (CDC)	0.00	0.00	0.00	0.00	0.00	0.00	0.00	0.00	0.00	0.00	0.00	0.00	0.00	0.00	0.00	0.00	0.00	0.00	0.00	0.00	0.00	0.00	0.00	0.00	0.00	0.00	0.00	0.00			
TOTAL CASH DISBURSEMENTS	0.00	49,333.10	0.00	0.00	49,333.10	0.00	0.00	0.00	0.00	0.00	0.00	0.00	0.00	0.00	0.00	0.00	49,333.10	0.00	0.00	0.00	0.00	0.00	49,333.10	0.00	0.00	0.00	49,333.10				
NON-CASH DISBURSEMENTS	0.00	0.00	0.00	0.00	0.00	0.00	0.00	0.00	0.00	0.00	0.00	0.00	0.00	0.00	0.00	0.00	0.00	0.00	0.00	0.00	0.00	0.00	0.00	0.00	0.00	0.00	0.00	0.00			
Tax Remittance Advices Issued (TRA)	0.00	0.00	0.00	0.00	0.00	0.00	0.00	0.00	0.00	0.00	0.00	0.00	0.00	0.00	0.00	0.00	0.00	0.00	0.00	0.00	0.00	0.00	0.00	0.00	0.00	0.00	0.00	0.00			
Non-Cash Availment Authority (NCAA)	0.00	0.00	0.00	0.00	0.00	0.00	0.00	0.00	0.00	0.00	0.00	0.00	0.00	0.00	0.00	0.00	0.00	0.00	0.00	0.00	0.00	0.00	0.00	0.00	0.00	0.00	0.00	0.00			
Disbursements effected through outright deductions from	0.00	0.00	0.00	0.00	0.00	0.00	0.00	0.00	0.00	0.00	0.00	0.00	0.00	0.00	0.00	0.00	0.00	0.00	0.00	0.00	0.00	0.00	0.00	0.00	0.00	0.00	0.00	0.00			
Overpayment of expenses(e.g. personnel benefits)	0.00	0.00	0.00	0.00	0.00	0.00	0.00	0.00	0.00	0.00	0.00	0.00	0.00	0.00	0.00	0.00	0.00	0.00	0.00	0.00	0.00	0.00	0.00	0.00	0.00	0.00	0.00	0.00			
Restitution for loss of government property	0.00	0.00	0.00	0.00	0.00	0.00	0.00	0.00	0.00	0.00	0.00	0.00	0.00	0.00	0.00	0.00	0.00	0.00	0.00	0.00	0.00	0.00	0.00	0.00	0.00	0.00	0.00	0.00			
Liquidated damages and similar claims	0.00	0.00	0.00	0.00	0.00	0.00	0.00	0.00	0.00	0.00	0.00	0.00	0.00	0.00	0.00	0.00	0.00	0.00	0.00	0.00	0.00	0.00	0.00	0.00	0.00	0.00	0.00	0.00			
Others(TEF, BTr-Documentary Stamp Tax, etc.)	0.00	0.00	0.00	0.00	0.00	0.00	0.00	0.00	0.00	0.00	0.00	0.00	0.00	0.00	0.00	0.00	0.00	0.00	0.00	0.00	0.00	0.00	0.00	0.00	0.00	0.00	0.00	0.00			
TOTAL NON-CASH DISBURSEMENTS	0.00	0.00	0.00	0.00	0.00	0.00	0.00	0.00	0.00	0.00	0.00	0.00	0.00	0.00	0.00	0.00	0.00	0.00	0.00	0.00	0.00	0.00	0.00	0.00	0.00	0.00	0.00	0.00			
GRAND TOTAL	0.00	49,333.10	0.00	0.00	49,333.10	0.00	0.00	0.00	0.00	0.00	0.00	0.00	0.00	0.00	0.00	0.00	49,333.10	0.00	0.00	0.00	0.00	0.00	49,333.10	0.00	0.00	0.00	49,333.10				


SUMMARY


Particulars	Previous Report (2)	This Month (3)	As at Date (4)
Total Disbursement Authorities Received	552,999.00	0.00	552,999.00
NCA	552,999.00	0.00	552,999.00
NTA	0.00	0.00	0.00
Working Fund	0.00	0.00	0.00
TRA	0.00	0.00	0.00
CDC	0.00	0.00	0.00
NCAA	0.00	0.00	0.00
Less: Notice of Transfer of Allocations (NTA)* issued	0.00	0.00	0.00
Total Disbursement Authorities Available	552,999.00	0.00	552,999.00
Less:	0.00	0.00	0.00
Lapsed NCA	0.00	0.00	0.00
Disbursements	41,609.90	49,333.10	90,943.00
Less: Other Non-Cash Disbursements	0.00	0.00	0.00
Disbursements effected through outright deductions from claims	0.00	0.00	0.00
Overpayment of expenses(e.g. personnel benefits)	0.00	0.00	0.00
Restitution for loss of government property	0.00	0.00	0.00
Liquidated damages and similar claims	0.00	0.00	0.00
Others (e.g. TEF, BTr, Docs Stamp, etc.)	0.00	0.00	0.00
Add/Less: Adjustments (e.g. cancelled/staled checks)	0.00	0.00	0.00
Balance of Disbursement Authorities as at date	511,389.10	(49,333.10)	462,056.00
Total Disbursements Program	552,999.00	0.00	552,999.00
Less: *Actual Disbursements	41,609.90	49,333.10	90,943.00
(Over)/Under spending	511,389.10	(49,333.10)	462,056.00

Notes: * The use of NTA is discouraged
 Notes: ** Amounts should tally with the grand total disbursement (column 27).

Certified Correct:

 SHANYLALE G. DIONISIO
 Chief, Accounting Section

Recommending Approval:

 GLORIA D. MENDOZA
 Chief, Financial and Management Division



Approved By:

 Engr. TEODORICO A. SANDOVAL
 Officer-in-Charge
 Office of the Director

