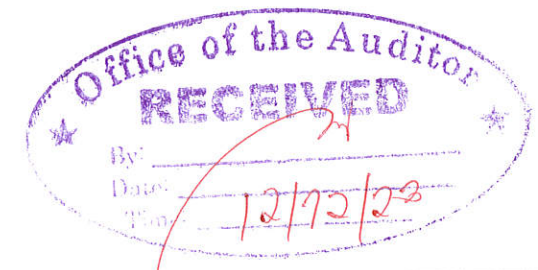


MONTHLY REPORT OF DISBURSEMENTS
For the month of November 2023



Department : Department of Environment and Natural Resources (DENR)
 Agency/Entity : Mines and Geosciences Bureau
 Region : ALL
 Division : ALL
 Operating Unit : ALL
 Fund Cluster : 01 - Regular Agency Fund
 (e.g. UACS Fund Cluster: 01-Regular Agency Fund, 02-Foreign Assisted Projects Fund, 03-Special Account-Locally Funded/Domestic Grants Fund, etc.)

Particulars	Current Year Budget					Prior Year's Budget										Trust Liabilities					Grand Total					Remarks			
	PS	MOOE	FinEx	CO	TOTAL	Prior Year's Accounts Payable				Sub-Total	Current Year's Accounts Payable				TOTAL	SUB-TOTAL	Trust Liabilities			TOTAL	Grand Total								
						PS	MOOE	FinEx	CO		PS	MOOE	FinEx	CO			PS	MOOE	CO		PS	MOOE	FinEx	CO	TOTAL				
1	2	3	4	5	6=(2+3+4+5)	7	8	9	10	11=(7+8+9+10)	12	13	14	15	16=(12+13+14+15)	17=(11+16)	18=(6+17)	19	20	21	22=(19+20+21)	23	24	25	26	27=(23+24+25+26)	28		
CASH DISBURSEMENTS	102,303,096.72	27,277,164.70	0.00	0.00	129,580,261.42	5,098.72	141,608.02	0.00	0.00	146,706.74	0.00	443,300.11	0.00	5,630.45	448,930.56	595,637.30	130,175,898.72	0.00	0.00	0.00	0.00	102,308,195.44	27,862,072.83	0.00	5,630.45	130,175,898.72			
Notice of Cash Allocation (NCA)	102,144,945.01	26,435,775.94	0.00	0.00	128,580,720.95	5,098.72	141,608.02	0.00	0.00	146,706.74	0.00	443,300.11	0.00	5,630.45	448,930.56	595,637.30	129,176,358.25	0.00	0.00	0.00	0.00	102,150,043.73	27,020,684.07	0.00	5,630.45	129,176,358.25			
MDS Checks Issued	5,466,752.56	3,851,577.95	0.00	0.00	9,318,330.51	0.00	0.00	0.00	0.00	0.00	0.00	0.00	0.00	0.00	0.00	0.00	9,318,330.51	0.00	0.00	0.00	0.00	5,466,752.56	3,851,577.95	0.00	0.00	9,318,330.51			
Advice to Debit Account	96,678,192.45	22,584,197.99	0.00	0.00	119,262,390.44	5,098.72	141,608.02	0.00	0.00	146,706.74	0.00	443,300.11	0.00	5,630.45	448,930.56	595,637.30	119,858,027.74	0.00	0.00	0.00	0.00	96,683,291.17	23,169,106.12	0.00	5,630.45	119,858,027.74			
Notice of Transfer Allocations (NTA)	158,151.71	841,388.76	0.00	0.00	999,540.47	0.00	0.00	0.00	0.00	0.00	0.00	0.00	0.00	0.00	0.00	0.00	999,540.47	0.00	0.00	0.00	0.00	158,151.71	841,388.76	0.00	0.00	999,540.47			
MDS Checks Issued	0.00	314,156.27	0.00	0.00	314,156.27	0.00	0.00	0.00	0.00	0.00	0.00	0.00	0.00	0.00	0.00	0.00	314,156.27	0.00	0.00	0.00	0.00	0.00	314,156.27	0.00	0.00	314,156.27			
Advice to Debit Account	158,151.71	527,232.49	0.00	0.00	685,384.20	0.00	0.00	0.00	0.00	0.00	0.00	0.00	0.00	0.00	0.00	0.00	685,384.20	0.00	0.00	0.00	0.00	158,151.71	527,232.49	0.00	0.00	685,384.20			
Working Fund for FAPs	0.00	0.00	0.00	0.00	0.00	0.00	0.00	0.00	0.00	0.00	0.00	0.00	0.00	0.00	0.00	0.00	0.00	0.00	0.00	0.00	0.00	0.00	0.00	0.00	0.00	0.00	0.00		
Cash Disbursement Ceiling (CDC)	0.00	0.00	0.00	0.00	0.00	0.00	0.00	0.00	0.00	0.00	0.00	0.00	0.00	0.00	0.00	0.00	0.00	0.00	0.00	0.00	0.00	0.00	0.00	0.00	0.00	0.00	0.00	0.00	
TOTAL CASH DISBURSEMENTS	102,303,096.72	27,277,164.70	0.00	0.00	129,580,261.42	5,098.72	141,608.02	0.00	0.00	146,706.74	0.00	443,300.11	0.00	5,630.45	448,930.56	595,637.30	130,175,898.72	0.00	0.00	0.00	0.00	102,308,195.44	27,862,072.83	0.00	5,630.45	130,175,898.72			
NON-CASH DISBURSEMENTS	6,070,701.07	778,121.69	0.00	0.00	6,848,822.76	0.00	9,241.98	0.00	0.00	9,241.98	0.00	28,050.95	0.00	1,039.55	29,090.50	38,332.48	6,887,155.24	0.00	0.00	0.00	0.00	6,070,701.07	815,414.62	0.00	1,039.55	6,887,155.24			
Tax Remittance Advices Issued (TRA)	6,070,701.07	770,174.95	0.00	0.00	6,840,876.02	0.00	9,241.98	0.00	0.00	9,241.98	0.00	28,050.95	0.00	1,039.55	29,090.50	38,332.48	6,879,208.50	0.00	0.00	0.00	0.00	6,070,701.07	807,467.88	0.00	1,039.55	6,879,208.50			
Non-Cash Availment Authority (NCAA)	0.00	0.00	0.00	0.00	0.00	0.00	0.00	0.00	0.00	0.00	0.00	0.00	0.00	0.00	0.00	0.00	0.00	0.00	0.00	0.00	0.00	0.00	0.00	0.00	0.00	0.00	0.00	0.00	
Disbursements effected through outright deductions from claims (please specify...)	0.00	7,946.74	0.00	0.00	7,946.74	0.00	0.00	0.00	0.00	0.00	0.00	0.00	0.00	0.00	0.00	0.00	7,946.74	0.00	0.00	0.00	0.00	0.00	7,946.74	0.00	0.00	0.00	7,946.74		
Overpayment of expenses(e.g. personnel benefits)	0.00	0.00	0.00	0.00	0.00	0.00	0.00	0.00	0.00	0.00	0.00	0.00	0.00	0.00	0.00	0.00	0.00	0.00	0.00	0.00	0.00	0.00	0.00	0.00	0.00	0.00	0.00	0.00	
Restitution for loss of government property	0.00	0.00	0.00	0.00	0.00	0.00	0.00	0.00	0.00	0.00	0.00	0.00	0.00	0.00	0.00	0.00	0.00	0.00	0.00	0.00	0.00	0.00	0.00	0.00	0.00	0.00	0.00	0.00	
Liquidated damages and similar claims	0.00	7,946.74	0.00	0.00	7,946.74	0.00	0.00	0.00	0.00	0.00	0.00	0.00	0.00	0.00	0.00	0.00	7,946.74	0.00	0.00	0.00	0.00	0.00	7,946.74	0.00	0.00	0.00	7,946.74		
Others(TEF, BTr-Documentary Stamp Tax, etc.)	0.00	0.00	0.00	0.00	0.00	0.00	0.00	0.00	0.00	0.00	0.00	0.00	0.00	0.00	0.00	0.00	0.00	0.00	0.00	0.00	0.00	0.00	0.00	0.00	0.00	0.00	0.00	0.00	
TOTAL NON-CASH DISBURSEMENTS	6,070,701.07	778,121.69	0.00	0.00	6,848,822.76	0.00	9,241.98	0.00	0.00	9,241.98	0.00	28,050.95	0.00	1,039.55	29,090.50	38,332.48	6,887,155.24	0.00	0.00	0.00	0.00	6,070,701.07	815,414.62	0.00	1,039.55	6,887,155.24			
GRAND TOTAL	108,373,797.79	28,055,286.39	0.00	0.00	136,429,084.18	5,098.72	150,850.00	0.00	0.00	155,948.72	0.00	471,351.06	0.00	6,670.00	478,021.06	633,969.78	137,063,053.96	0.00	0.00	0.00	0.00	108,378,896.51	28,677,487.45	0.00	6,670.00	137,063,053.96			

Particulars	Previous Report (2)	This Month (3)	As at Date (4)
Total Disbursement Authorities Received	1,134,734,997.08	169,352,393.08	1,304,087,390.16
NCA	1,016,751,003.00	158,816,680.00	1,175,567,683.00
NTA	56,538,115.03	3,656,504.58	60,194,619.61
Working Fund	0.00	0.00	0.00
TRA	61,445,879.05	6,879,208.50	68,325,087.55
CDC	0.00	0.00	0.00
NCAA	0.00	0.00	0.00
Less: Notice of Transfer of Allocations (NTA)* issued	56,538,115.03	3,656,504.58	60,194,619.61
Total Disbursement Authorities Available	1,078,196,882.05	165,695,888.50	1,243,892,770.55
Less:	0.00	0.00	0.00
Lapsed NCA	2,268,793.51	0.00	2,268,793.51
Disbursements	1,047,443,114.58	137,063,053.96	1,184,506,168.54
Less: Other Non-Cash Disbursements	190,074.06	7,946.74	198,020.80
Disbursements effected through outright deductions from claims	190,074.06	7,946.74	198,020.80
Overpayment of expenses(e.g. personnel benefits)	25.55	0.00	25.55
Restitution for loss of government property	0.00	0.00	0.00
Liquidated damages and similar claims	190,048.51	7,946.74	197,995.25
Others (e.g. TEF, BTr, Docs Stamp, etc.)	0.00	0.00	0.00
Add/Less: Adjustments (e.g. cancelled/staled checks)	0.00	(201,021.43)	(201,021.43)
Balance of Disbursement Authorities as at date	28,675,048.02	28,439,759.85	57,114,807.87
Total Disbursements Program	1,078,196,882.05	165,695,888.50	1,243,892,770.55
Less: *Actual Disbursements	1,047,253,040.52	137,256,128.65	1,184,509,169.17
(Over)/Under spending	30,943,841.53	28,439,759.85	59,383,601.38

Notes: * The use of NTA is discouraged
 Notes: ** Amounts should tally with the grand total disbursement (column 27).

Certified Correct:

SHANYLALE G. DIONISIO
 Chief, Accounting Section

Recommending Approval:

GLORIA D. MENDOZA
 Chief, Financial and Management Division

Approved by:

ATTY. DANILO U. UYKIENG
 OIC, Director

MONTHLY REPORT OF DISBURSEMENTS
For the month of November 2023



Department : Department of Environment and Natural Resources (DENR)
Agency/Entity : Mines and Geosciences Bureau
Region : ALL
Division : ALL
Operating Unit : ALL
Fund Cluster : 01 - Regular Agency Fund
(e.g. UACS Fund Cluster: 01-Regular Agency Fund, 02-Foreign Assisted Projects Fund, 03-Special Account-Locally Funded/Domestic Grants Fund, etc.)


Table with columns: Particulars, Current Year Budget (PS, MOOE, FinEx, CO, TOTAL), Prior Year's Budget (Prior Year's Accounts Payable, Current Year's Accounts Payable, SUB-TOTAL, TOTAL), Trust Liabilities (PS, MOOE, CO, TOTAL), Grand Total (PS, MOOE, FinEx, CO, TOTAL), Remarks.

Particulars	Current Year Budget					Prior Year's Budget											Trust Liabilities				Grand Total					Remarks	
	PS	MOOE	FinEx	CO	TOTAL	Prior Year's Accounts Payable				Current Year's Accounts Payable					TOTAL	SUB-TOTAL	PS	MOOE	CO	TOTAL	PS	MOOE	FinEx	CO	TOTAL		
						PS	MOOE	FinEx	CO	Sub-Total	PS	MOOE	FinEx	CO													Sub-Total
1	2	3	4	5	6=(2+3+4+5)	7	8	9	10	11=(7+8+9+10)	12	13	14	15	16=(12+13+14+15)	17=(11+16)	18=(6+17)	19	20	21	22=(19+20+21)	23	24	25	26	27=(23+24+25+26)	28
Notice of Transfer Allocations (NTA)	158,151.71	841,388.76	0.00	0.00	999,540.47	0.00	0.00	0.00	0.00	0.00	0.00	0.00	0.00	0.00	0.00	0.00	999,540.47	0.00	0.00	0.00	0.00	158,151.71	841,388.76	0.00	0.00	999,540.47	
MDS Checks Issued	0.00	314,156.27	0.00	0.00	314,156.27	0.00	0.00	0.00	0.00	0.00	0.00	0.00	0.00	0.00	0.00	0.00	314,156.27	0.00	0.00	0.00	0.00	0.00	314,156.27	0.00	0.00	314,156.27	
Region III - Central Luzon	0.00	16,006.88	0.00	0.00	16,006.88	0.00	0.00	0.00	0.00	0.00	0.00	0.00	0.00	0.00	0.00	0.00	16,006.88	0.00	0.00	0.00	0.00	0.00	16,006.88	0.00	0.00	16,006.88	
Regional Office - III	0.00	16,006.88	0.00	0.00	16,006.88	0.00	0.00	0.00	0.00	0.00	0.00	0.00	0.00	0.00	0.00	0.00	16,006.88	0.00	0.00	0.00	0.00	0.00	16,006.88	0.00	0.00	16,006.88	
Region IX - Zamboanga Peninsula	0.00	298,149.39	0.00	0.00	298,149.39	0.00	0.00	0.00	0.00	0.00	0.00	0.00	0.00	0.00	0.00	0.00	298,149.39	0.00	0.00	0.00	0.00	0.00	298,149.39	0.00	0.00	298,149.39	
Regional Office - IX	0.00	298,149.39	0.00	0.00	298,149.39	0.00	0.00	0.00	0.00	0.00	0.00	0.00	0.00	0.00	0.00	0.00	298,149.39	0.00	0.00	0.00	0.00	0.00	298,149.39	0.00	0.00	298,149.39	
Advice to Debit Account	158,151.71	527,232.49	0.00	0.00	685,384.20	0.00	0.00	0.00	0.00	0.00	0.00	0.00	0.00	0.00	0.00	0.00	685,384.20	0.00	0.00	0.00	0.00	158,151.71	527,232.49	0.00	0.00	685,384.20	
Region II - Cagayan Valley	3,925.00	18,597.32	0.00	0.00	22,522.32	0.00	0.00	0.00	0.00	0.00	0.00	0.00	0.00	0.00	0.00	0.00	22,522.32	0.00	0.00	0.00	0.00	3,925.00	18,597.32	0.00	0.00	22,522.32	
Regional Office - II	3,925.00	18,597.32	0.00	0.00	22,522.32	0.00	0.00	0.00	0.00	0.00	0.00	0.00	0.00	0.00	0.00	0.00	22,522.32	0.00	0.00	0.00	0.00	3,925.00	18,597.32	0.00	0.00	22,522.32	
Region III - Central Luzon	154,226.71	0.00	0.00	0.00	154,226.71	0.00	0.00	0.00	0.00	0.00	0.00	0.00	0.00	0.00	0.00	0.00	154,226.71	0.00	0.00	0.00	0.00	154,226.71	0.00	0.00	154,226.71		
Regional Office - III	154,226.71	0.00	0.00	0.00	154,226.71	0.00	0.00	0.00	0.00	0.00	0.00	0.00	0.00	0.00	0.00	0.00	154,226.71	0.00	0.00	0.00	0.00	154,226.71	0.00	0.00	154,226.71		
Region IVA - CALABARZON	0.00	76,835.50	0.00	0.00	76,835.50	0.00	0.00	0.00	0.00	0.00	0.00	0.00	0.00	0.00	0.00	0.00	76,835.50	0.00	0.00	0.00	0.00	0.00	76,835.50	0.00	0.00	76,835.50	
Regional Office - IVA	0.00	76,835.50	0.00	0.00	76,835.50	0.00	0.00	0.00	0.00	0.00	0.00	0.00	0.00	0.00	0.00	0.00	76,835.50	0.00	0.00	0.00	0.00	0.00	76,835.50	0.00	0.00	76,835.50	
Region IX - Zamboanga Peninsula	0.00	62,517.10	0.00	0.00	62,517.10	0.00	0.00	0.00	0.00	0.00	0.00	0.00	0.00	0.00	0.00	0.00	62,517.10	0.00	0.00	0.00	0.00	0.00	62,517.10	0.00	0.00	62,517.10	
Regional Office - IX	0.00	62,517.10	0.00	0.00	62,517.10	0.00	0.00	0.00	0.00	0.00	0.00	0.00	0.00	0.00	0.00	0.00	62,517.10	0.00	0.00	0.00	0.00	0.00	62,517.10	0.00	0.00	62,517.10	
Region XII - SOCCSKSARGEN	0.00	369,282.57	0.00	0.00	369,282.57	0.00	0.00	0.00	0.00	0.00	0.00	0.00	0.00	0.00	0.00	0.00	369,282.57	0.00	0.00	0.00	0.00	0.00	369,282.57	0.00	0.00	369,282.57	
Regional Office - XII	0.00	369,282.57	0.00	0.00	369,282.57	0.00	0.00	0.00	0.00	0.00	0.00	0.00	0.00	0.00	0.00	0.00	369,282.57	0.00	0.00	0.00	0.00	0.00	369,282.57	0.00	0.00	369,282.57	
Working Fund for FAPs	0.00	0.00	0.00	0.00	0.00	0.00	0.00	0.00	0.00	0.00	0.00	0.00	0.00	0.00	0.00	0.00	0.00	0.00	0.00	0.00	0.00	0.00	0.00	0.00	0.00	0.00	
Cash Disbursement Ceiling (CDC)	0.00	0.00	0.00	0.00	0.00	0.00	0.00	0.00	0.00	0.00	0.00	0.00	0.00	0.00	0.00	0.00	0.00	0.00	0.00	0.00	0.00	0.00	0.00	0.00	0.00	0.00	
TOTAL CASH DISBURSEMENTS	102,303,096.72	27,277,164.70	0.00	0.00	129,580,261.42	5,098.72	141,608.02	0.00	0.00	146,706.74	0.00	443,300.11	0.00	5,630.45	448,930.56	595,637.30	130,175,898.72	0.00	0.00	0.00	0.00	102,308,195.44	27,862,072.83	0.00	5,630.45	130,175,898.72	
NON-CASH DISBURSEMENTS	6,070,701.07	778,121.69	0.00	0.00	6,848,822.76	0.00	9,241.98	0.00	0.00	9,241.98	0.00	28,050.95	0.00	1,039.55	29,090.50	38,332.48	6,887,155.24	0.00	0.00	0.00	0.00	6,070,701.07	815,414.62	0.00	1,039.55	6,887,155.24	
Tax Remittance Advances Issued (TRA)	6,070,701.07	770,174.95	0.00	0.00	6,840,876.02	0.00	9,241.98	0.00	0.00	9,241.98	0.00	28,050.95	0.00	1,039.55	29,090.50	38,332.48	6,879,208.50	0.00	0.00	0.00	0.00	6,070,701.07	807,467.88	0.00	1,039.55	6,879,208.50	
National Capital Region (NCR)	1,171,835.14	272,769.66	0.00	0.00	1,444,604.80	0.00	2,679.48	0.00	0.00	2,679.48	0.00	28,050.95	0.00	0.00	28,050.95	30,730.43	1,475,335.23	0.00	0.00	0.00	0.00	1,171,835.14	303,500.09	0.00	0.00	1,475,335.23	
Central Office	1,171,835.14	272,769.66	0.00	0.00	1,444,604.80	0.00	2,679.48	0.00	0.00	2,679.48	0.00	28,050.95	0.00	0.00	28,050.95	30,730.43	1,475,335.23	0.00	0.00	0.00	0.00	1,171,835.14	303,500.09	0.00	0.00	1,475,335.23	
Region I - Ilocos	227,377.64	52,929.37	0.00	0.00	280,307.01	0.00	0.00	0.00	0.00	0.00	0.00	0.00	0.00	0.00	0.00	0.00	280,307.01	0.00	0.00	0.00	0.00	227,377.64	52,929.37	0.00	0.00	280,307.01	
Regional Office - I	227,377.64	52,929.37	0.00	0.00	280,307.01	0.00	0.00	0.00	0.00	0.00	0.00	0.00	0.00	0.00	0.00	0.00	280,307.01	0.00	0.00	0.00	0.00	227,377.64	52,929.37	0.00	0.00	280,307.01	
Cordillera Administrative Region (CAR)	228,537.64	22,813.78	0.00	0.00	251,351.42	0.00	0.00	0.00	0.00	0.00	0.00	0.00	0.00	0.00	0.00	0.00	251,351.42	0.00	0.00	0.00	0.00	228,537.64	22,813.78	0.00	0.00	251,351.42	
Regional Office - CAR	228,537.64	22,813.78	0.00	0.00	251,351.42	0.00	0.00	0.00	0.00	0.00	0.00	0.00	0.00	0.00	0.00	0.00	251,351.42	0.00	0.00	0.00	0.00	228,537.64	22,813.78	0.00	0.00	251,351.42	
Region II - Cagayan Valley	287,365.62	22,486.56	0.00	0.00	309,852.18	0.00	0.00	0.00	0.00	0.00	0.00	0.00	0.00	0.00	0.00	0.00	309,852.18	0.00	0.00	0.00	0.00	287,365.62	22,486.56	0.00	0.00	309,852.18	
Regional Office - II	287,365.62	22,486.56	0.00	0.00	309,852.18	0.00	0.00	0.00	0.00	0.00	0.00	0.00	0.00	0.00	0.00	0.00	309,852.18	0.00	0.00	0.00	0.00	287,365.62	22,486.56	0.00	0.00	309,852.18	
Region III - Central Luzon	220,376.65	43,253.41	0.00	0.00	263,630.06	0.00	0.00	0.00	0.00	0.00	0.00	0.00	0.00	0.00	0.00	0.00	263,630.06	0.00	0.00	0.00	0.00	220,376.65	43,253.41	0.00	0.00	263,630.06	
Regional Office - III	220,376.65	43,253.41	0.00	0.00	263,630.06	0.00	0.00	0.00	0.00	0.00	0.00	0.00	0.00	0.00	0.00	0.00	263,630.06	0.00	0.00	0.00	0.00	220,376.65	43,253.41	0.00	0.00	263,630.06	
Region IVA - CALABARZON	306,850.19	42,324.21	0.00	0.00	349,174.40	0.00	0.00	0.00	0.00	0.00	0.00	0.00	0.00	0.00	0.00	0.00	349,174.40	0.00	0.00	0.00	0.00	306,850.19	42,324.21	0.00	0.00	349,174.40	
Regional Office - IVA	306,850.19	42,324.21	0.00	0.00	349,174.40	0.00	0.00	0.00	0.00	0.00	0.00	0.00	0.00	0.00	0.00	0.00	349,174.40	0.00	0.00	0.00	0.00	306,850.19	42,324.21	0.00	0.00	349,174.40	
Region IVB - MIMAROPA	551,556.43	31,036.96	0.00	0.00	582,593.39	0.00	0.00	0.00	0.00	0.00	0.00	0.00	0.00	0.00	0.00	0.00	582,593.39	0.00	0.00	0.00	0.00	551,556.43	31,036.96	0.00	0.00	582,593.39	
Regional Office - IVB	551,556.43	31,036.96	0.00	0.00	582,593.39	0.00	0.00	0.00	0.00	0.00	0.00	0.00	0.00	0.00	0.00	0.00	582,593.39	0.00	0.00	0.00	0.00	551,556.43	31,036.96	0.00			


Lapsed NCA	2,268,793.51	0.00	2,268,793.51
Disbursements	1,047,443,114.58	137,063,053.96	1,184,506,168.54
Less: Other Non-Cash Disbursements	190,074.06	7,946.74	198,020.80
Disbursements effected through outright deductions from claims	190,074.06	7,946.74	198,020.80
Overpayment of expenses(e.g. personnel benefits)	25.55	0.00	25.55
Restitution for loss of government property	0.00	0.00	0.00
Liquidated damages and similar claims	190,048.51	7,946.74	197,995.25
Others (e.g. TEF, BTr, Docs Stamp, etc.)	0.00	0.00	0.00
Add/Less: Adjustments (e.g. cancelled/staled checks)	0.00	(201,021.43)	(201,021.43)
Balance of Disbursement Authorities as at date	28,675,048.02	28,439,759.85	57,114,807.87
Total Disbursements Program	1,078,196,882.05	165,695,888.50	1,243,892,770.55
Less: *Actual Disbursements	1,047,253,040.52	137,256,128.65	1,184,509,169.17
(Over)/Under spending	30,943,841.53	28,439,759.85	59,383,601.38

Notes: * The use of NTA is discouraged
Notes: ** Amounts should tally with the grand total disbursement (column 27).

Certified Correct:


SHANYLALE G. DIONISIO
Chief, Accounting Section

Recommending Approval:

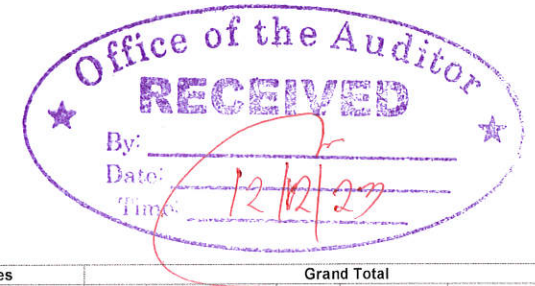

GLORIA D. MENDOZA
Chief, Financial and Management Division

Approved by:


ATTY. DANILO U. UYKIENG
OIC, Director

This report was generated using the Unified Reporting System on December 7, 2023 11:26 AM;

MONTHLY REPORT OF DISBURSEMENTS
For the month of November 2023



Department: Department of Environment and Natural Resources (DENR)
 Agency/Entity: Mines and Geosciences Bureau
 Region: ALL
 Division: ALL
 Operating Unit: ALL
 Fund Cluster: 03 - Special Account - Locally Funded/Domestic Grants Fund
 (e.g. UACS Fund Cluster: 01-Regular Agency Fund, 02-Foreign Assisted Projects Fund, 03-Special Account-Locally Funded/Domestic Grants Fund, etc.)

Particulars	Current Year Budget					Prior Year's Budget					Current Year's Accounts Payable					TOTAL	SUB-TOTAL	Trust Liabilities				Grand Total					Remarks			
	PS	MOOE	FinEx	CO	TOTAL	PS	MOOE	FinEx	CO	Sub-Total	PS	MOOE	FinEx	CO	Sub-Total			PS	MOOE	CO	TOTAL	PS	MOOE	FinEx	CO	TOTAL				
	2	3	4	5	6=(2+3+4+5)	7	8	9	10	11=(7+8+9+10)	12	13	14	15	16=(12+13+14+15)			17=(11+16)	18=(6+17)	19	20	21	22=(19+20+21)	23	24	25		26	27=(23+24+25+26)	28
CASH DISBURSEMENTS	0.00	3,489,741.23	0.00	65,280.00	3,555,021.23	0.00	0.00	0.00	0.00	0.00	0.00	0.00	0.00	0.00	0.00	0.00	0.00	0.00	0.00	0.00	0.00	0.00	0.00	0.00	0.00	3,489,741.23	0.00	65,280.00	3,555,021.23	
Notice of Cash Allocation (NCA)	0.00	360,579.01	0.00	65,280.00	425,859.01	0.00	0.00	0.00	0.00	0.00	0.00	0.00	0.00	0.00	0.00	0.00	0.00	0.00	0.00	0.00	0.00	0.00	0.00	0.00	0.00	360,579.01	0.00	65,280.00	425,859.01	
MDS Checks Issued	0.00	0.00	0.00	0.00	0.00	0.00	0.00	0.00	0.00	0.00	0.00	0.00	0.00	0.00	0.00	0.00	0.00	0.00	0.00	0.00	0.00	0.00	0.00	0.00	0.00	0.00	0.00	0.00	0.00	
Advice to Debit Account	0.00	360,579.01	0.00	65,280.00	425,859.01	0.00	0.00	0.00	0.00	0.00	0.00	0.00	0.00	0.00	0.00	0.00	0.00	0.00	0.00	0.00	0.00	0.00	0.00	0.00	0.00	360,579.01	0.00	65,280.00	425,859.01	
Notice of Transfer Allocations (NTA)	0.00	3,129,162.22	0.00	0.00	3,129,162.22	0.00	0.00	0.00	0.00	0.00	0.00	0.00	0.00	0.00	0.00	0.00	0.00	0.00	0.00	0.00	0.00	0.00	0.00	0.00	0.00	3,129,162.22	0.00	0.00	3,129,162.22	
MDS Checks Issued	0.00	599,823.73	0.00	0.00	599,823.73	0.00	0.00	0.00	0.00	0.00	0.00	0.00	0.00	0.00	0.00	0.00	0.00	0.00	0.00	0.00	0.00	0.00	0.00	0.00	0.00	599,823.73	0.00	0.00	599,823.73	
Advice to Debit Account	0.00	2,529,338.49	0.00	0.00	2,529,338.49	0.00	0.00	0.00	0.00	0.00	0.00	0.00	0.00	0.00	0.00	0.00	0.00	0.00	0.00	0.00	0.00	0.00	0.00	0.00	0.00	2,529,338.49	0.00	0.00	2,529,338.49	
Working Fund for FAPs	0.00	0.00	0.00	0.00	0.00	0.00	0.00	0.00	0.00	0.00	0.00	0.00	0.00	0.00	0.00	0.00	0.00	0.00	0.00	0.00	0.00	0.00	0.00	0.00	0.00	0.00	0.00	0.00	0.00	
Cash Disbursement Ceiling (CDC)	0.00	0.00	0.00	0.00	0.00	0.00	0.00	0.00	0.00	0.00	0.00	0.00	0.00	0.00	0.00	0.00	0.00	0.00	0.00	0.00	0.00	0.00	0.00	0.00	0.00	0.00	0.00	0.00	0.00	
TOTAL CASH DISBURSEMENTS	0.00	3,489,741.23	0.00	65,280.00	3,555,021.23	0.00	0.00	0.00	0.00	0.00	0.00	0.00	0.00	0.00	0.00	0.00	0.00	0.00	0.00	0.00	0.00	0.00	0.00	0.00	0.00	3,489,741.23	0.00	65,280.00	3,555,021.23	
NON-CASH DISBURSEMENTS	0.00	75,827.19	0.00	2,720.00	78,547.19	0.00	0.00	0.00	0.00	0.00	0.00	0.00	0.00	0.00	0.00	0.00	0.00	0.00	0.00	0.00	0.00	0.00	0.00	0.00	0.00	75,827.19	0.00	2,720.00	78,547.19	
Tax Remittance Advices Issued (TRA)	0.00	75,827.19	0.00	2,720.00	78,547.19	0.00	0.00	0.00	0.00	0.00	0.00	0.00	0.00	0.00	0.00	0.00	0.00	0.00	0.00	0.00	0.00	0.00	0.00	0.00	0.00	75,827.19	0.00	2,720.00	78,547.19	
Non-Cash Availment Authority (NCAA)	0.00	0.00	0.00	0.00	0.00	0.00	0.00	0.00	0.00	0.00	0.00	0.00	0.00	0.00	0.00	0.00	0.00	0.00	0.00	0.00	0.00	0.00	0.00	0.00	0.00	0.00	0.00	0.00	0.00	
Disbursements effected through outright deductions from claims (please specify...)	0.00	0.00	0.00	0.00	0.00	0.00	0.00	0.00	0.00	0.00	0.00	0.00	0.00	0.00	0.00	0.00	0.00	0.00	0.00	0.00	0.00	0.00	0.00	0.00	0.00	0.00	0.00	0.00	0.00	
Overpayment of expenses(e.g. personnel benefits)	0.00	0.00	0.00	0.00	0.00	0.00	0.00	0.00	0.00	0.00	0.00	0.00	0.00	0.00	0.00	0.00	0.00	0.00	0.00	0.00	0.00	0.00	0.00	0.00	0.00	0.00	0.00	0.00	0.00	
Restitution for loss of government property	0.00	0.00	0.00	0.00	0.00	0.00	0.00	0.00	0.00	0.00	0.00	0.00	0.00	0.00	0.00	0.00	0.00	0.00	0.00	0.00	0.00	0.00	0.00	0.00	0.00	0.00	0.00	0.00	0.00	
Liquidated damages and similar claims	0.00	0.00	0.00	0.00	0.00	0.00	0.00	0.00	0.00	0.00	0.00	0.00	0.00	0.00	0.00	0.00	0.00	0.00	0.00	0.00	0.00	0.00	0.00	0.00	0.00	0.00	0.00	0.00	0.00	
Others(TEF, BTr-Documentary Stamp Tax, etc.)	0.00	0.00	0.00	0.00	0.00	0.00	0.00	0.00	0.00	0.00	0.00	0.00	0.00	0.00	0.00	0.00	0.00	0.00	0.00	0.00	0.00	0.00	0.00	0.00	0.00	0.00	0.00	0.00	0.00	
TOTAL NON-CASH DISBURSEMENTS	0.00	75,827.19	0.00	2,720.00	78,547.19	0.00	0.00	0.00	0.00	0.00	0.00	0.00	0.00	0.00	0.00	0.00	0.00	0.00	0.00	0.00	0.00	0.00	0.00	0.00	0.00	75,827.19	0.00	2,720.00	78,547.19	
GRAND TOTAL	0.00	3,565,568.42	0.00	68,000.00	3,633,568.42	0.00	0.00	0.00	0.00	0.00	0.00	0.00	0.00	0.00	0.00	0.00	0.00	0.00	0.00	0.00	0.00	0.00	0.00	0.00	0.00	3,565,568.42	0.00	68,000.00	3,633,568.42	

SUMMARY

Particulars (1)	Previous Report (2)	This Month (3)	As at Date (4)
Total Disbursement Authorities Received	100,427,455.70	15,208,772.17	115,636,227.87
NCA	74,293,473.00	9,103,000.00	83,396,473.00
NTA	23,218,907.66	6,027,224.98	29,246,132.64
Working Fund	0.00	0.00	0.00
TRA	2,915,075.04	78,547.19	2,993,622.23
CDC	0.00	0.00	0.00
NCAA	0.00	0.00	0.00
Less: Notice of Transfer of Allocations (NTA)* issued	23,218,907.66	6,027,224.98	29,246,132.64
Total Disbursement Authorities Available	77,208,548.04	9,181,547.19	86,390,095.23
Less:	0.00	0.00	0.00
Lapsed NCA	6,879,890.50	0.00	6,879,890.50
Disbursements	70,104,303.36	3,633,568.42	73,737,871.78
Less: Other Non-Cash Disbursements	843,196.92	0.00	843,196.92
Disbursements effected through outright deductions from claims	843,196.92	0.00	843,196.92
Overpayment of expenses(e.g. personnel benefits)	0.00	0.00	0.00
Restitution for loss of government property	0.00	0.00	0.00
Liquidated damages and similar claims	843,196.92	0.00	843,196.92
Others (e.g. TEF, BTr, Docs Stamp, etc.)	0.00	0.00	0.00
Add/Less: Adjustments (e.g. cancelled/staled checks)	0.00	0.00	0.00
Balance of Disbursement Authorities as at date	1,067,551.10	5,547,978.77	6,615,529.87
Total Disbursements Program	77,208,548.04	9,181,547.19	86,390,095.23
Less: *Actual Disbursements	69,261,106.44	3,633,568.42	72,894,674.86
(Over)/Under spending	7,947,441.60	5,547,978.77	13,495,420.37

Notes: * The use of NTA is discouraged
 Notes: ** Amounts should tally with the grand total disbursement (column 27).

Certified Correct:

SHANYLALE G. DIONISIO
 Chief, Accounting Section


Recommending Approval:

GLORIA D. MENDOZA
 Chief, Financial and Management Division

Approved by:

ATTY. DANILO U. UYKIENG
 OIC, Director

MONTHLY REPORT OF DISBURSEMENTS
For the month of November 2023



Department : Department of Environment and Natural Resources (DENR)
 Agency/Entity : Mines and Geosciences Bureau
 Region : ALL
 Division : ALL
 Operating Unit : ALL
 Fund Cluster : 03 - Special Account - Locally Funded/Domestic Grants Fund
 (e.g. UACS Fund Cluster: 01-Regular Agency Fund, 02-Foreign Assisted Projects Fund, 03-Special Account-Locally Funded/Domestic Grants Fund, etc.)

Particulars	Current Year Budget					Prior Year's Budget											Trust Liabilities					Grand Total					Remarks	
	PS	MOOE	FinEx	CO	TOTAL	Prior Year's Accounts Payable					Current Year's Accounts Payable					TOTAL	SUB-TOTAL	Trust Liabilities				TOTAL						
						PS	MOOE	FinEx	CO	Sub-Total	PS	MOOE	FinEx	CO	Sub-Total			PS	MOOE	CO	TOTAL							
1	2	3	4	5	6=(2+3+4+5)	7	8	9	10	11=(7+8+9+10)	12	13	14	15	16=(12+13+14+15)	17=(11+16)	18=(6+17)	19	20	21	22=(19+20+21)	23	24	25	26	27=(23+24+25+26)	28	
CASH DISBURSEMENTS	0.00	3,489,741.23	0.00	65,280.00	3,555,021.23	0.00	0.00	0.00	0.00	0.00	0.00	0.00	0.00	0.00	0.00	0.00	3,555,021.23	0.00	0.00	0.00	0.00	0.00	3,489,741.23	0.00	65,280.00	3,555,021.23		
Notice of Cash Allocation (NCA)	0.00	360,579.01	0.00	65,280.00	425,859.01	0.00	0.00	0.00	0.00	0.00	0.00	0.00	0.00	0.00	0.00	0.00	425,859.01	0.00	0.00	0.00	0.00	0.00	360,579.01	0.00	65,280.00	425,859.01		
MDS Checks Issued	0.00	0.00	0.00	0.00	0.00	0.00	0.00	0.00	0.00	0.00	0.00	0.00	0.00	0.00	0.00	0.00	0.00	0.00	0.00	0.00	0.00	0.00	0.00	0.00	0.00	0.00	0.00	
Advice to Debit Account	0.00	360,579.01	0.00	65,280.00	425,859.01	0.00	0.00	0.00	0.00	0.00	0.00	0.00	0.00	0.00	0.00	0.00	425,859.01	0.00	0.00	0.00	0.00	0.00	360,579.01	0.00	65,280.00	425,859.01		
National Capital Region (NCR)	0.00	360,579.01	0.00	65,280.00	425,859.01	0.00	0.00	0.00	0.00	0.00	0.00	0.00	0.00	0.00	0.00	0.00	425,859.01	0.00	0.00	0.00	0.00	0.00	360,579.01	0.00	65,280.00	425,859.01		
Central Office	0.00	360,579.01	0.00	65,280.00	425,859.01	0.00	0.00	0.00	0.00	0.00	0.00	0.00	0.00	0.00	0.00	0.00	425,859.01	0.00	0.00	0.00	0.00	0.00	360,579.01	0.00	65,280.00	425,859.01		
Notice of Transfer Allocations (NTA)	0.00	3,129,162.22	0.00	0.00	3,129,162.22	0.00	0.00	0.00	0.00	0.00	0.00	0.00	0.00	0.00	0.00	0.00	3,129,162.22	0.00	0.00	0.00	0.00	0.00	3,129,162.22	0.00	0.00	3,129,162.22		
MDS Checks Issued	0.00	599,823.73	0.00	0.00	599,823.73	0.00	0.00	0.00	0.00	0.00	0.00	0.00	0.00	0.00	0.00	0.00	599,823.73	0.00	0.00	0.00	0.00	0.00	599,823.73	0.00	0.00	599,823.73		
Region I - Ilocos	0.00	10,503.10	0.00	0.00	10,503.10	0.00	0.00	0.00	0.00	0.00	0.00	0.00	0.00	0.00	0.00	0.00	10,503.10	0.00	0.00	0.00	0.00	0.00	10,503.10	0.00	0.00	10,503.10		
Regional Office - I	0.00	10,503.10	0.00	0.00	10,503.10	0.00	0.00	0.00	0.00	0.00	0.00	0.00	0.00	0.00	0.00	0.00	10,503.10	0.00	0.00	0.00	0.00	0.00	10,503.10	0.00	0.00	10,503.10		
Cordillera Administrative Region (CAR)	0.00	66,022.87	0.00	0.00	66,022.87	0.00	0.00	0.00	0.00	0.00	0.00	0.00	0.00	0.00	0.00	0.00	66,022.87	0.00	0.00	0.00	0.00	0.00	66,022.87	0.00	0.00	66,022.87		
Regional Office - CAR	0.00	66,022.87	0.00	0.00	66,022.87	0.00	0.00	0.00	0.00	0.00	0.00	0.00	0.00	0.00	0.00	0.00	66,022.87	0.00	0.00	0.00	0.00	0.00	66,022.87	0.00	0.00	66,022.87		
Region II - Cagayan Valley	0.00	119,751.00	0.00	0.00	119,751.00	0.00	0.00	0.00	0.00	0.00	0.00	0.00	0.00	0.00	0.00	0.00	119,751.00	0.00	0.00	0.00	0.00	0.00	119,751.00	0.00	0.00	119,751.00		
Regional Office - II	0.00	119,751.00	0.00	0.00	119,751.00	0.00	0.00	0.00	0.00	0.00	0.00	0.00	0.00	0.00	0.00	0.00	119,751.00	0.00	0.00	0.00	0.00	0.00	119,751.00	0.00	0.00	119,751.00		
Region IVB - MIMAROPA	0.00	37,491.93	0.00	0.00	37,491.93	0.00	0.00	0.00	0.00	0.00	0.00	0.00	0.00	0.00	0.00	0.00	37,491.93	0.00	0.00	0.00	0.00	0.00	37,491.93	0.00	0.00	37,491.93		
Regional Office - IVB	0.00	37,491.93	0.00	0.00	37,491.93	0.00	0.00	0.00	0.00	0.00	0.00	0.00	0.00	0.00	0.00	0.00	37,491.93	0.00	0.00	0.00	0.00	0.00	37,491.93	0.00	0.00	37,491.93		
Region VII - Central Visayas	0.00	1,500.00	0.00	0.00	1,500.00	0.00	0.00	0.00	0.00	0.00	0.00	0.00	0.00	0.00	0.00	0.00	1,500.00	0.00	0.00	0.00	0.00	0.00	1,500.00	0.00	0.00	1,500.00		
Regional Office - VII	0.00	1,500.00	0.00	0.00	1,500.00	0.00	0.00	0.00	0.00	0.00	0.00	0.00	0.00	0.00	0.00	0.00	1,500.00	0.00	0.00	0.00	0.00	0.00	1,500.00	0.00	0.00	1,500.00		
Region VIII - Eastern Visayas	0.00	8,991.07	0.00	0.00	8,991.07	0.00	0.00	0.00	0.00	0.00	0.00	0.00	0.00	0.00	0.00	0.00	8,991.07	0.00	0.00	0.00	0.00	0.00	8,991.07	0.00	0.00	8,991.07		
Regional Office - VIII	0.00	8,991.07	0.00	0.00	8,991.07	0.00	0.00	0.00	0.00	0.00	0.00	0.00	0.00	0.00	0.00	0.00	8,991.07	0.00	0.00	0.00	0.00	0.00	8,991.07	0.00	0.00	8,991.07		
Region IX - Zamboanga Peninsula	0.00	253,701.26	0.00	0.00	253,701.26	0.00	0.00	0.00	0.00	0.00	0.00	0.00	0.00	0.00	0.00	0.00	253,701.26	0.00	0.00	0.00	0.00	0.00	253,701.26	0.00	0.00	253,701.26		
Regional Office - IX	0.00	253,701.26	0.00	0.00	253,701.26	0.00	0.00	0.00	0.00	0.00	0.00	0.00	0.00	0.00	0.00	0.00	253,701.26	0.00	0.00	0.00	0.00	0.00	253,701.26	0.00	0.00	253,701.26		
Region XII - SOCCSKSARGEN	0.00	101,862.50	0.00	0.00	101,862.50	0.00	0.00	0.00	0.00	0.00	0.00	0.00	0.00	0.00	0.00	0.00	101,862.50	0.00	0.00	0.00	0.00	0.00	101,862.50	0.00	0.00	101,862.50		
Regional Office - XII	0.00	101,862.50	0.00	0.00	101,862.50	0.00	0.00	0.00	0.00	0.00	0.00	0.00	0.00	0.00	0.00	0.00	101,862.50	0.00	0.00	0.00	0.00	0.00	101,862.50	0.00	0.00	101,862.50		
Advice to Debit Account	0.00	2,529,338.49	0.00	0.00	2,529,338.49	0.00	0.00	0.00	0.00	0.00	0.00	0.00	0.00	0.00	0.00	0.00	2,529,338.49	0.00	0.00	0.00	0.00	0.00	2,529,338.49	0.00	0.00	2,529,338.49		
Region I - Ilocos	0.00	84,922.33	0.00	0.00	84,922.33	0.00	0.00	0.00	0.00	0.00	0.00	0.00	0.00	0.00	0.00	0.00	84,922.33	0.00	0.00	0.00	0.00	0.00	84,922.33	0.00	0.00	84,922.33		
Regional Office - I	0.00	84,922.33	0.00	0.00	84,922.33	0.00	0.00	0.00	0.00	0.00	0.00	0.00	0.00	0.00	0.00	0.00	84,922.33	0.00	0.00	0.00	0.00	0.00	84,922.33	0.00	0.00	84,922.33		
Cordillera Administrative Region (CAR)	0.00	183,176.94	0.00	0.00	183,176.94	0.00	0.00	0.00	0.00	0.00	0.00	0.00	0.00	0.00	0.00	0.00	183,176.94	0.00	0.00	0.00	0.00	0.00	183,176.94	0.00	0.00	183,176.94		
Regional Office - CAR	0.00	183,176.94	0.00	0.00	183,176.94	0.00	0.00	0.00	0.00	0.00	0.00	0.00	0.00	0.00	0.00	0.00	183,176.94	0.00	0.00	0.00	0.00	0.00	183,176.94	0.00	0.00	183,176.94		
Region III - Central Luzon	0.00	224,325.71	0.00	0.00	224,325.71	0.00	0.00	0.00	0.00	0.00	0.00	0.00	0.00	0.00	0.00	0.00	224,325.71	0.00	0.00	0.00	0.00	0.00	224,325.71	0.00	0.00	224,325.71		
Regional Office - III	0.00	224,325.71	0.00	0.00	224,325.71	0.00	0.00	0.00	0.00	0.00	0.00	0.00	0.00	0.00	0.00	0.00	224,325.71	0.00	0.00	0.00	0.00	0.00	224,325.71	0.00	0.00	224,325.71		
Region IVA - CALABARZON	0.00	272,675.00	0.00	0.00	272,675.00	0.00	0.00	0.00	0.00	0.00	0.00	0.00	0.00	0.00	0.00	0.00	272,675.00	0.00	0.00	0.00	0.00	0.00	272,675.00	0.00	0.00	272,675.00		
Regional Office - IVA	0.00	272,675.00	0.00	0.00	272,675.00	0.00	0.00	0.00	0.00	0.00	0.00	0.00	0.00	0.00	0.00	0.00	272,675.00	0.00	0.00	0.00	0.00	0.00	272,675.00	0.00	0.00	272,675.00		
Region IVB - MIMAROPA	0.00	235,892.01	0.00	0.00	235,892.01	0.00	0.00	0.00	0.00	0.00	0.00	0.00	0.00	0.00	0.00	0.00	235,892.01	0.00	0.00	0.00	0.00	0.00	235,892.01	0.00	0.00	235,892.01		
Regional Office - IVB	0.00	235,892.01	0.00	0.00	235,892.01	0.00	0.00	0.00	0.00	0.00	0.00	0.00	0.00	0.00	0.00	0.00	235,892.01	0.00	0.00	0.00	0.00	0.00	235,892.01	0.00	0.00	235,892.01		
Region V - Bicol	0.00	59,205.73	0.00	0.00	59,205.73	0.00	0.00	0.00	0.00	0.00	0.00	0.00	0.00	0.00	0.00	0.00	59,205.73	0.00	0.00	0.00	0.00	0.00	59,205.73	0.00	0.00	59,205.73		
Regional Office - V	0.00	59,205.73	0.00	0.00	59,205.73	0																						

Particulars	Current Year Budget					Prior Year's Budget											Trust Liabilities					Grand Total					Remarks
	PS	MOOE	FinEx	CO	TOTAL	Prior Year's Accounts Payable					Current Year's Accounts Payable					TOTAL	SUB-TOTAL	PS	MOOE	CO	TOTAL	PS	MOOE	FinEx	CO	TOTAL	
	2	3	4	5	6=(2+3+4+5)	PS	MOOE	FinEx	CO	Sub-Total	PS	MOOE	FinEx	CO	Sub-Total	17=(11+16)	18=(6+17)	19	20	21	22=(19+20+21)	23	24	25	26	27=(23+24+25+26)	
Region VII - Central Visayas	0.00	8,247.17	0.00	0.00	8,247.17	0.00	0.00	0.00	0.00	0.00	0.00	0.00	0.00	0.00	0.00	0.00	8,247.17	0.00	0.00	0.00	0.00	0.00	8,247.17	0.00	0.00	0.00	8,247.17
Regional Office - VII	0.00	8,247.17	0.00	0.00	8,247.17	0.00	0.00	0.00	0.00	0.00	0.00	0.00	0.00	0.00	0.00	0.00	8,247.17	0.00	0.00	0.00	0.00	0.00	8,247.17	0.00	0.00	0.00	8,247.17
Region VIII - Eastern Visayas	0.00	508.93	0.00	0.00	508.93	0.00	0.00	0.00	0.00	0.00	0.00	0.00	0.00	0.00	0.00	0.00	508.93	0.00	0.00	0.00	0.00	0.00	508.93	0.00	0.00	0.00	508.93
Regional Office - VIII	0.00	508.93	0.00	0.00	508.93	0.00	0.00	0.00	0.00	0.00	0.00	0.00	0.00	0.00	0.00	0.00	508.93	0.00	0.00	0.00	0.00	0.00	508.93	0.00	0.00	0.00	508.93
Region IX - Zamboanga Peninsula	0.00	4,280.07	0.00	0.00	4,280.07	0.00	0.00	0.00	0.00	0.00	0.00	0.00	0.00	0.00	0.00	0.00	4,280.07	0.00	0.00	0.00	0.00	0.00	4,280.07	0.00	0.00	0.00	4,280.07
Regional Office - IX	0.00	4,280.07	0.00	0.00	4,280.07	0.00	0.00	0.00	0.00	0.00	0.00	0.00	0.00	0.00	0.00	0.00	4,280.07	0.00	0.00	0.00	0.00	0.00	4,280.07	0.00	0.00	0.00	4,280.07
Region X - Northern Mindanao	0.00	11,948.36	0.00	0.00	11,948.36	0.00	0.00	0.00	0.00	0.00	0.00	0.00	0.00	0.00	0.00	0.00	11,948.36	0.00	0.00	0.00	0.00	0.00	11,948.36	0.00	0.00	0.00	11,948.36
Regional Office - X	0.00	11,948.36	0.00	0.00	11,948.36	0.00	0.00	0.00	0.00	0.00	0.00	0.00	0.00	0.00	0.00	0.00	11,948.36	0.00	0.00	0.00	0.00	0.00	11,948.36	0.00	0.00	0.00	11,948.36
Region XI - Davao	0.00	3,738.22	0.00	0.00	3,738.22	0.00	0.00	0.00	0.00	0.00	0.00	0.00	0.00	0.00	0.00	0.00	3,738.22	0.00	0.00	0.00	0.00	0.00	3,738.22	0.00	0.00	0.00	3,738.22
Regional Office - XI	0.00	3,738.22	0.00	0.00	3,738.22	0.00	0.00	0.00	0.00	0.00	0.00	0.00	0.00	0.00	0.00	0.00	3,738.22	0.00	0.00	0.00	0.00	0.00	3,738.22	0.00	0.00	0.00	3,738.22
Region XIII - CARAGA	0.00	16,610.00	0.00	0.00	16,610.00	0.00	0.00	0.00	0.00	0.00	0.00	0.00	0.00	0.00	0.00	0.00	16,610.00	0.00	0.00	0.00	0.00	0.00	16,610.00	0.00	0.00	0.00	16,610.00
Regional Office - XIII	0.00	16,610.00	0.00	0.00	16,610.00	0.00	0.00	0.00	0.00	0.00	0.00	0.00	0.00	0.00	0.00	0.00	16,610.00	0.00	0.00	0.00	0.00	0.00	16,610.00	0.00	0.00	0.00	16,610.00
Non-Cash Availment Authority (NCAA)	0.00	0.00	0.00	0.00	0.00	0.00	0.00	0.00	0.00	0.00	0.00	0.00	0.00	0.00	0.00	0.00	0.00	0.00	0.00	0.00	0.00	0.00	0.00	0.00	0.00	0.00	0.00
Disbursements effected through outright deductions from claims (please specify...)	0.00	0.00	0.00	0.00	0.00	0.00	0.00	0.00	0.00	0.00	0.00	0.00	0.00	0.00	0.00	0.00	0.00	0.00	0.00	0.00	0.00	0.00	0.00	0.00	0.00	0.00	0.00
Overpayment of expenses(e.g. personnel benefits)	0.00	0.00	0.00	0.00	0.00	0.00	0.00	0.00	0.00	0.00	0.00	0.00	0.00	0.00	0.00	0.00	0.00	0.00	0.00	0.00	0.00	0.00	0.00	0.00	0.00	0.00	0.00
Restitution for loss of government property	0.00	0.00	0.00	0.00	0.00	0.00	0.00	0.00	0.00	0.00	0.00	0.00	0.00	0.00	0.00	0.00	0.00	0.00	0.00	0.00	0.00	0.00	0.00	0.00	0.00	0.00	0.00
Liquidated damages and similar claims	0.00	0.00	0.00	0.00	0.00	0.00	0.00	0.00	0.00	0.00	0.00	0.00	0.00	0.00	0.00	0.00	0.00	0.00	0.00	0.00	0.00	0.00	0.00	0.00	0.00	0.00	0.00
Others(TEF, BTr-Documentary Stamp Tax, etc.)	0.00	0.00	0.00	0.00	0.00	0.00	0.00	0.00	0.00	0.00	0.00	0.00	0.00	0.00	0.00	0.00	0.00	0.00	0.00	0.00	0.00	0.00	0.00	0.00	0.00	0.00	0.00
TOTAL NON-CASH DISBURSEMENTS	0.00	75,827.19	0.00	2,720.00	78,547.19	0.00	0.00	0.00	0.00	0.00	0.00	0.00	0.00	0.00	0.00	0.00	78,547.19	0.00	0.00	0.00	0.00	0.00	78,547.19	0.00	2,720.00	0.00	78,547.19
GRAND TOTAL	0.00	3,565,568.42	0.00	68,000.00	3,633,568.42	0.00	0.00	0.00	0.00	0.00	0.00	0.00	0.00	0.00	0.00	0.00	3,633,568.42	0.00	0.00	0.00	0.00	0.00	3,633,568.42	0.00	68,000.00	0.00	3,633,568.42


Particulars	Previous Report	This Month	As at Date
(1)	(2)	(3)	(4)
Total Disbursement Authorities Received	100,427,455.70	15,208,772.17	115,636,227.87
NCA	74,293,473.00	9,103,000.00	83,396,473.00
NTA	23,218,907.66	6,027,224.98	29,246,132.64
Working Fund	0.00	0.00	0.00
TRA	2,915,075.04	78,547.19	2,993,622.23
CDC	0.00	0.00	0.00
NCAA	0.00	0.00	0.00
Less: Notice of Transfer of Allocations (NTA)* issued	23,218,907.66	6,027,224.98	29,246,132.64
Total Disbursement Authorities Available	77,208,548.04	9,181,547.19	86,390,095.23
Less:	0.00	0.00	0.00
Lapsed NCA	6,879,890.50	0.00	6,879,890.50
Disbursements	70,104,303.36	3,633,568.42	73,737,871.78
Less: Other Non-Cash Disbursements	843,196.92	0.00	843,196.92
Disbursements effected through outright deductions from claims	843,196.92	0.00	843,196.92
Overpayment of expenses(e.g. personnel benefits)	0.00	0.00	0.00
Restitution for loss of government property	0.00	0.00	0.00
Liquidated damages and similar claims	843,196.92	0.00	843,196.92
Others (e.g. TEF, BTr, Docs Stamp, etc.)	0.00	0.00	0.00
Add/Less: Adjustments (e.g. cancelled/staled checks)	0.00	0.00	0.00
Balance of Disbursement Authorities as at date	1,067,551.10	5,547,978.77	6,615,529.87
Total Disbursements Program	77,208,548.04	9,181,547.19	86,390,095.23
Less: *Actual Disbursements	69,261,106.44	3,633,568.42	72,894,674.86
(Over)/Under spending	7,947,441.60	5,547,978.77	13,495,420.37

Notes: * The use of NTA is discouraged
Notes: ** Amounts should tally with the grand total disbursement (column 27).

Certified Correct:


SHANYLALE G. DIONISIO
Chief, Accounting Section

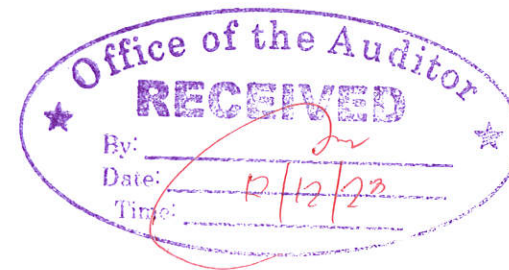
Recommending Approval:


GLORIA D. MENDOZA
Chief, Financial and Management Division

Approved by:


ATTY. DANILO U. UYKIENG
OIC, Director

MONTHLY REPORT OF DISBURSEMENTS
For the month of November 2023



Department : Department of Environment and Natural Resources (DENR)
 Agency/Entity : Mines and Geosciences Bureau
 Region : ALL
 Division : ALL
 Operating Unit : ALL
 Fund Cluster : 07 - Trust Receipts

(e.g. UACS Fund Cluster: 01-Regular Agency Fund, 02-Foreign Assisted Projects Fund, 03-Special Account-Locally Funded/Domestic Grants Fund, etc.)

Particulars	Current Year Budget					Prior Year's Budget										Trust Liabilities					Grand Total					Remarks	
	PS	MOOE	FinEx	CO	TOTAL	Prior Year's Accounts Payable					Current Year's Accounts Payable					PS	MOOE	CO	TOTAL	PS	MOOE	CO	TOTAL				
	2	3	4	5	6=(2+3+4+5)	7	8	9	10	11=(7+8+9+10)	12	13	14	15	16=(12+13+14+15)	17=(11+16)	18=(6+17)	19	20	21	22=(19+20+21)	23	24	25	26		27=(23+24+25+26)
CASH DISBURSEMENTS	0.00	38,798.00	0.00	0.00	38,798.00	0.00	0.00	0.00	0.00	0.00	0.00	0.00	0.00	0.00	0.00	0.00	38,798.00	0.00	0.00	0.00	0.00	0.00	38,798.00	0.00	0.00	0.00	38,798.00
Notice of Cash Allocation (NCA)	0.00	38,798.00	0.00	0.00	38,798.00	0.00	0.00	0.00	0.00	0.00	0.00	0.00	0.00	0.00	0.00	0.00	38,798.00	0.00	0.00	0.00	0.00	0.00	38,798.00	0.00	0.00	0.00	38,798.00
MDS Checks Issued	0.00	16,050.00	0.00	0.00	16,050.00	0.00	0.00	0.00	0.00	0.00	0.00	0.00	0.00	0.00	0.00	0.00	16,050.00	0.00	0.00	0.00	0.00	0.00	16,050.00	0.00	0.00	0.00	16,050.00
Advice to Debit Account	0.00	22,748.00	0.00	0.00	22,748.00	0.00	0.00	0.00	0.00	0.00	0.00	0.00	0.00	0.00	0.00	0.00	22,748.00	0.00	0.00	0.00	0.00	0.00	22,748.00	0.00	0.00	0.00	22,748.00
Notice of Transfer Allocations (NTA)	0.00	0.00	0.00	0.00	0.00	0.00	0.00	0.00	0.00	0.00	0.00	0.00	0.00	0.00	0.00	0.00	0.00	0.00	0.00	0.00	0.00	0.00	0.00	0.00	0.00	0.00	0.00
MDS Checks Issued	0.00	0.00	0.00	0.00	0.00	0.00	0.00	0.00	0.00	0.00	0.00	0.00	0.00	0.00	0.00	0.00	0.00	0.00	0.00	0.00	0.00	0.00	0.00	0.00	0.00	0.00	0.00
Advice to Debit Account	0.00	0.00	0.00	0.00	0.00	0.00	0.00	0.00	0.00	0.00	0.00	0.00	0.00	0.00	0.00	0.00	0.00	0.00	0.00	0.00	0.00	0.00	0.00	0.00	0.00	0.00	0.00
Working Fund for FAPs	0.00	0.00	0.00	0.00	0.00	0.00	0.00	0.00	0.00	0.00	0.00	0.00	0.00	0.00	0.00	0.00	0.00	0.00	0.00	0.00	0.00	0.00	0.00	0.00	0.00	0.00	0.00
Cash Disbursement Ceiling (CDC)	0.00	0.00	0.00	0.00	0.00	0.00	0.00	0.00	0.00	0.00	0.00	0.00	0.00	0.00	0.00	0.00	0.00	0.00	0.00	0.00	0.00	0.00	0.00	0.00	0.00	0.00	0.00
TOTAL CASH DISBURSEMENTS	0.00	38,798.00	0.00	0.00	38,798.00	0.00	0.00	0.00	0.00	0.00	0.00	0.00	0.00	0.00	0.00	0.00	38,798.00	0.00	0.00	0.00	0.00	0.00	38,798.00	0.00	0.00	0.00	38,798.00
NON-CASH DISBURSEMENTS	0.00	1,070.00	0.00	0.00	1,070.00	0.00	0.00	0.00	0.00	0.00	0.00	0.00	0.00	0.00	0.00	0.00	1,070.00	0.00	0.00	0.00	0.00	0.00	1,070.00	0.00	0.00	0.00	1,070.00
Tax Remittance Advices Issued (TRA)	0.00	1,070.00	0.00	0.00	1,070.00	0.00	0.00	0.00	0.00	0.00	0.00	0.00	0.00	0.00	0.00	0.00	1,070.00	0.00	0.00	0.00	0.00	0.00	1,070.00	0.00	0.00	0.00	1,070.00
Non-Cash Availment Authority (NCAA)	0.00	0.00	0.00	0.00	0.00	0.00	0.00	0.00	0.00	0.00	0.00	0.00	0.00	0.00	0.00	0.00	0.00	0.00	0.00	0.00	0.00	0.00	0.00	0.00	0.00	0.00	0.00
Disbursements effected through outright deductions from claims (please specify...)	0.00	0.00	0.00	0.00	0.00	0.00	0.00	0.00	0.00	0.00	0.00	0.00	0.00	0.00	0.00	0.00	0.00	0.00	0.00	0.00	0.00	0.00	0.00	0.00	0.00	0.00	0.00
Overpayment of expenses(e.g. personnel benefits)	0.00	0.00	0.00	0.00	0.00	0.00	0.00	0.00	0.00	0.00	0.00	0.00	0.00	0.00	0.00	0.00	0.00	0.00	0.00	0.00	0.00	0.00	0.00	0.00	0.00	0.00	0.00
Restitution for loss of government property	0.00	0.00	0.00	0.00	0.00	0.00	0.00	0.00	0.00	0.00	0.00	0.00	0.00	0.00	0.00	0.00	0.00	0.00	0.00	0.00	0.00	0.00	0.00	0.00	0.00	0.00	0.00
Liquidated damages and similar claims	0.00	0.00	0.00	0.00	0.00	0.00	0.00	0.00	0.00	0.00	0.00	0.00	0.00	0.00	0.00	0.00	0.00	0.00	0.00	0.00	0.00	0.00	0.00	0.00	0.00	0.00	0.00
Others(TEF, BTr-Documentary Stamp Tax, etc.)	0.00	0.00	0.00	0.00	0.00	0.00	0.00	0.00	0.00	0.00	0.00	0.00	0.00	0.00	0.00	0.00	0.00	0.00	0.00	0.00	0.00	0.00	0.00	0.00	0.00	0.00	0.00
TOTAL NON-CASH DISBURSEMENTS	0.00	1,070.00	0.00	0.00	1,070.00	0.00	0.00	0.00	0.00	0.00	0.00	0.00	0.00	0.00	0.00	0.00	1,070.00	0.00	0.00	0.00	0.00	0.00	1,070.00	0.00	0.00	0.00	1,070.00
GRAND TOTAL	0.00	39,868.00	0.00	0.00	39,868.00	0.00	0.00	0.00	0.00	0.00	0.00	0.00	0.00	0.00	0.00	0.00	39,868.00	0.00	0.00	0.00	0.00	0.00	39,868.00	0.00	0.00	0.00	39,868.00

SUMMARY

Particulars (1)	Previous Report (2)	This Month (3)	As at Date (4)
Total Disbursement Authorities Received	7,108,864.13	1,070.00	7,109,934.13
NCA	7,096,667.00	0.00	7,096,667.00
NTA	0.00	0.00	0.00
Working Fund	0.00	0.00	0.00
TRA	12,197.13	1,070.00	13,267.13
CDC	0.00	0.00	0.00
NCAA	0.00	0.00	0.00
Less: Notice of Transfer of Allocations (NTA)* issued	0.00	0.00	0.00
Total Disbursement Authorities Available	7,108,864.13	1,070.00	7,109,934.13
Less:	0.00	0.00	0.00
Lapsed NCA	0.00	0.00	0.00
Disbursements	5,967,847.19	39,868.00	6,007,715.19
Less: Other Non-Cash Disbursements	275.40	0.00	275.40
Disbursements effected through outright deductions from claims	275.40	0.00	275.40
Overpayment of expenses(e.g. personnel benefits)	0.00	0.00	0.00
Restitution for loss of government property	0.00	0.00	0.00
Liquidated damages and similar claims	275.40	0.00	275.40
Others (e.g. TEF, BTr, Docs Stamp, etc.)	0.00	0.00	0.00
Add/Less: Adjustments (e.g. cancelled/staled checks)	0.00	0.00	0.00
Balance of Disbursement Authorities as at date	1,141,292.34	(38,798.00)	1,102,494.34
Total Disbursements Program	7,108,864.13	1,070.00	7,109,934.13
Less: *Actual Disbursements	5,967,571.79	39,868.00	6,007,439.79
(Over)/Under spending	1,141,292.34	(38,798.00)	1,102,494.34

Notes: * The use of NTA is discouraged
 Notes: ** Amounts should tally with the grand total disbursement (column 27).

Certified Correct:

SHANYLALE G. DIONISIO
 Chief, Accounting Section


Recommending Approval:

GLORIA D. MENDOZA
 Chief, Financial and Management Division

Approved by:

ATTY. DANILO U. UYKIENG
 OIC, Director

MONTHLY REPORT OF DISBURSEMENTS
For the month of November 2023



Department : Department of Environment and Natural Resources (DENR)
Agency/Entity : Mines and Geosciences Bureau
Region : ALL
Division : ALL
Operating Unit : ALL
Fund Cluster : 07 - Trust Receipts
(e.g. UACS Fund Cluster: 01-Regular Agency Fund, 02-Foreign Assisted Projects Fund, 03-Special Account-Locally Funded/Domestic Grants)

Table with columns: Particulars, Current Year Budget (PS, MOOE, FinEx, CO, TOTAL), Prior Year's Budget (PS, MOOE, FinEx, CO, Sub-Total), Current Year's Accounts Payable (PS, MOOE, FinEx, CO, Sub-Total), SUB-TOTAL, Trust Liabilities (PS, MOOE, CO, TOTAL), Grand Total (PS, MOOE, FinEx, CO, TOTAL), Remarks.

SUMMARY table with columns: Particulars, Previous Report, This Month, As at Date.

Notes: * The use of NTA is discouraged
Notes: ** Amounts should tally with the grand total disbursemt (column 27).

Certified Correct:

Signature of Shanylale G. Dionisio
SHANYLALE G. DIONISIO
Chief, Accounting Section

Recommending Approval:

Signature of Gloria D. Mendoza
GLORIA D. MENDOZA
Chief, Financial and Management Division

Approved by:

Signature of Atty. Danilo U. Uykieng
ATTY. DANILO U. UYKIENG
OIC, Director