

MONTHLY REPORT OF DISBURSEMENTS  
For the month of October 2023



Department : Department of Environment and Natural Resources (DENR)  
 Agency/Entity : Mines and Geosciences Bureau  
 Region : ALL  
 Division : ALL  
 Operating Unit : ALL  
 Fund Cluster : 01 - Regular Agency Fund  
 (e.g. UACS Fund Cluster: 01-Regular Agency Fund, 02-Foreign Assisted Projects Fund, 03-Special Account-Locally Funded/Domestic Grants Fund, etc.)

Particulars	Current Year Budget					Prior Year's Budget										Trust Liabilities					Grand Total					Remarks	
	PS	MOOE	FinEx	CO	TOTAL	Prior Year's Accounts Payable					Current Year's Accounts Payable					TOTAL	SUB-TOTAL	Trust Liabilities				Grand Total					
						PS	MOOE	FinEx	CO	Sub-Total	PS	MOOE	FinEx	CO	Sub-Total			PS	MOOE	CO	TOTAL	PS	MOOE	FinEx	CO		TOTAL
1	2	3	4	5	6=(2+3+4+5)	7	8	9	10	11=(7+8+9+10)	12	13	14	15	16=(12+13+14+15)	17=(11+16)	18=(6+17)	19	20	21	22=(19+20+21)	23	24	25	26	27=(23+24+25+26)	28
CASH DISBURSEMENTS	48,406,487.53	35,896,701.15	0.00	0.00	84,303,188.68	0.00	179,104.08	0.00	0.00	179,104.08	0.00	487,393.22	0.00	0.00	487,393.22	666,497.30	84,969,685.98	0.00	0.00	0.00	0.00	48,406,487.53	36,563,198.45	0.00	0.00	84,969,685.98	
Notice of Cash Allocation (NCA)	48,058,789.76	35,354,893.74	0.00	0.00	83,413,683.50	0.00	179,104.08	0.00	0.00	179,104.08	0.00	487,393.22	0.00	0.00	487,393.22	666,497.30	84,080,180.80	0.00	0.00	0.00	0.00	48,058,789.76	36,021,391.04	0.00	0.00	84,080,180.80	
MDS Checks Issued	4,371,559.31	9,826,816.27	0.00	0.00	14,198,375.58	0.00	0.00	0.00	0.00	0.00	0.00	0.00	0.00	0.00	0.00	0.00	14,198,375.58	0.00	0.00	0.00	0.00	4,371,559.31	9,826,816.27	0.00	0.00	14,198,375.58	
Advice to Debit Account	43,687,230.45	25,528,077.47	0.00	0.00	69,215,307.92	0.00	179,104.08	0.00	0.00	179,104.08	0.00	487,393.22	0.00	0.00	487,393.22	666,497.30	69,881,805.22	0.00	0.00	0.00	0.00	43,687,230.45	26,194,574.77	0.00	0.00	69,881,805.22	
Notice of Transfer Allocations (NTA)	347,697.77	541,807.41	0.00	0.00	889,505.18	0.00	0.00	0.00	0.00	0.00	0.00	0.00	0.00	0.00	0.00	0.00	889,505.18	0.00	0.00	0.00	0.00	347,697.77	541,807.41	0.00	0.00	889,505.18	
MDS Checks Issued	0.00	478,654.72	0.00	0.00	478,654.72	0.00	0.00	0.00	0.00	0.00	0.00	0.00	0.00	0.00	0.00	0.00	478,654.72	0.00	0.00	0.00	0.00	0.00	478,654.72	0.00	0.00	478,654.72	
Advice to Debit Account	347,697.77	63,152.69	0.00	0.00	410,850.46	0.00	0.00	0.00	0.00	0.00	0.00	0.00	0.00	0.00	0.00	0.00	410,850.46	0.00	0.00	0.00	0.00	347,697.77	63,152.69	0.00	0.00	410,850.46	
Working Fund for FAPs	0.00	0.00	0.00	0.00	0.00	0.00	0.00	0.00	0.00	0.00	0.00	0.00	0.00	0.00	0.00	0.00	0.00	0.00	0.00	0.00	0.00	0.00	0.00	0.00	0.00	0.00	
Cash Disbursement Ceiling (CDC)	0.00	0.00	0.00	0.00	0.00	0.00	0.00	0.00	0.00	0.00	0.00	0.00	0.00	0.00	0.00	0.00	0.00	0.00	0.00	0.00	0.00	0.00	0.00	0.00	0.00	0.00	
TOTAL CASH DISBURSEMENTS	48,406,487.53	35,896,701.15	0.00	0.00	84,303,188.68	0.00	179,104.08	0.00	0.00	179,104.08	0.00	487,393.22	0.00	0.00	487,393.22	666,497.30	84,969,685.98	0.00	0.00	0.00	0.00	48,406,487.53	36,563,198.45	0.00	0.00	84,969,685.98	
NON-CASH DISBURSEMENTS	5,010,551.43	1,098,116.73	0.00	0.00	6,108,668.16	0.00	11,597.42	0.00	0.00	11,597.42	0.00	27,778.82	0.00	0.00	27,778.82	39,376.24	6,148,044.40	0.00	0.00	0.00	0.00	5,010,551.43	1,137,492.97	0.00	0.00	6,148,044.40	
Tax Remittance Advices Issued (TRA)	5,010,551.43	1,094,219.79	0.00	0.00	6,104,771.22	0.00	11,597.42	0.00	0.00	11,597.42	0.00	27,778.82	0.00	0.00	27,778.82	39,376.24	6,144,147.46	0.00	0.00	0.00	0.00	5,010,551.43	1,133,596.03	0.00	0.00	6,144,147.46	
Non-Cash Availment Authority (NCAA)	0.00	0.00	0.00	0.00	0.00	0.00	0.00	0.00	0.00	0.00	0.00	0.00	0.00	0.00	0.00	0.00	0.00	0.00	0.00	0.00	0.00	0.00	0.00	0.00	0.00	0.00	
Disbursements effected through outright deductions from claims (please specify...)	0.00	3,896.94	0.00	0.00	3,896.94	0.00	0.00	0.00	0.00	0.00	0.00	0.00	0.00	0.00	0.00	0.00	3,896.94	0.00	0.00	0.00	0.00	0.00	3,896.94	0.00	0.00	3,896.94	
Overpayment of expenses(e.g. personnel benefits)	0.00	0.00	0.00	0.00	0.00	0.00	0.00	0.00	0.00	0.00	0.00	0.00	0.00	0.00	0.00	0.00	0.00	0.00	0.00	0.00	0.00	0.00	0.00	0.00	0.00	0.00	
Restitution for loss of government property	0.00	0.00	0.00	0.00	0.00	0.00	0.00	0.00	0.00	0.00	0.00	0.00	0.00	0.00	0.00	0.00	0.00	0.00	0.00	0.00	0.00	0.00	0.00	0.00	0.00	0.00	
Liquidated damages and similar claims	0.00	3,896.94	0.00	0.00	3,896.94	0.00	0.00	0.00	0.00	0.00	0.00	0.00	0.00	0.00	0.00	0.00	3,896.94	0.00	0.00	0.00	0.00	0.00	3,896.94	0.00	0.00	3,896.94	
Others(TEF, BTr-Documentary Stamp Tax, etc.)	0.00	0.00	0.00	0.00	0.00	0.00	0.00	0.00	0.00	0.00	0.00	0.00	0.00	0.00	0.00	0.00	0.00	0.00	0.00	0.00	0.00	0.00	0.00	0.00	0.00	0.00	
TOTAL NON-CASH DISBURSEMENTS	5,010,551.43	1,098,116.73	0.00	0.00	6,108,668.16	0.00	11,597.42	0.00	0.00	11,597.42	0.00	27,778.82	0.00	0.00	27,778.82	39,376.24	6,148,044.40	0.00	0.00	0.00	0.00	5,010,551.43	1,137,492.97	0.00	0.00	6,148,044.40	
GRAND TOTAL	53,417,038.96	36,994,817.88	0.00	0.00	90,411,856.84	0.00	190,701.50	0.00	0.00	190,701.50	0.00	515,172.04	0.00	0.00	515,172.04	705,873.54	91,117,730.38	0.00	0.00	0.00	0.00	53,417,038.96	37,700,691.42	0.00	0.00	91,117,730.38	

**SUMMARY**

Particulars (1)	Previous Report (2)	This Month (3)	As at Date (4)
Total Disbursement Authorities Received	1,005,906,139.95	128,828,857.13	1,134,734,997.08
NCA	903,106,269.00	113,644,734.00	1,016,751,003.00
NTA	47,498,139.36	9,039,975.67	56,538,115.03
Working Fund	0.00	0.00	0.00
TRA	55,301,731.59	6,144,147.46	61,445,879.05
CDC	0.00	0.00	0.00
NCAA	0.00	0.00	0.00
Less: Notice of Transfer of Allocations (NTA)* issued	47,498,139.36	9,039,975.67	56,538,115.03
Total Disbursement Authorities Available	958,408,000.59	119,788,881.46	1,078,196,882.05
Less:	0.00	0.00	0.00
Lapsed NCA	2,268,793.51	0.00	2,268,793.51
Disbursements	956,325,384.20	91,117,730.38	1,047,443,114.58
Less: Other Non-Cash Disbursements	186,177.12	3,896.94	190,074.06
Disbursements effected through outright deductions from claims	186,177.12	3,896.94	190,074.06
Overpayment of expenses(e.g. personnel benefits)	25.55	0.00	25.55
Restitution for loss of government property	0.00	0.00	0.00
Liquidated damages and similar claims	186,151.57	3,896.94	190,048.51
Others (e.g. TEF, BTr, Docs Stamp, etc.)	0.00	0.00	0.00
Add/Less: Adjustments (e.g. cancelled/staled checks)	0.00	0.00	0.00
Balance of Disbursement Authorities as at date	0.00	28,675,048.02	28,675,048.02
Total Disbursements Program	958,408,000.59	119,788,881.46	1,078,196,882.05
Less: *Actual Disbursements	956,139,207.08	91,113,833.44	1,047,253,040.52
(Over)/Under spending	2,268,793.51	28,675,048.02	30,943,841.53

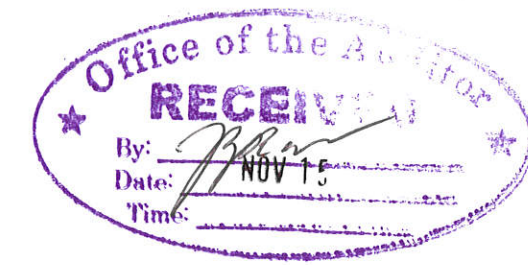
Notes: \* The use of NTA is discouraged  
 Notes: \*\* Amounts should tally with the grand total disbursement (column 27).

Certified Correct:  
  
  
 SHANYLALE G. DIONISIO  
 Chief Accountant

Recommending Approval:  
  
  
 GLORIA D. MENDOZA  
 OIC, Financial and Management Division

Approved by:  
  
  
 ENGR. DANILO D. DELEÑA  
 OIC, Office of the Director

MONTHLY REPORT OF DISBURSEMENTS  
For the month of October 2023



Department  
Agency/Entity  
Region  
Division  
Operating Unit  
Fund Cluster

Department of Environment and Natural Resources (DENR)  
Mines and Geosciences Bureau  
ALL  
ALL  
ALL  
01 - Regular Agency Fund  
(e.g. UACS Fund Cluster: 01-Regular Agency Fund, 02-Foreign Assisted Projects Fund, 03-Special Account-Locally Funded/Domestic Grants)

Particulars	Current Year Budget					Prior Year's Budget											Trust Liabilities					Grand Total					Remarks
	PS	MOOE	FinEx	CO	TOTAL	Prior Year's Accounts Payable					Current Year's Accounts Payable						SUB-TOTAL	PS	MOOE	CO	TOTAL	PS	MOOE	FinEx	CO	TOTAL	
						PS	MOOE	FinEx	CO	Sub-Total	PS	MOOE	FinEx	CO	Sub-Total	TOTAL											
1	2	3	4	5	6=(2+3+4+5)	7	8	9	10	11=(7+8+9+10)	12	13	14	15	16=(12+13+14+15)	17=(11+16)	18=(6+17)	19	20	21	22=(19+20+21)	23	24	25	26	27=(23+24+25+26)	28
CASH DISBURSEMENTS	48,406,487.53	35,896,701.15	0.00	0.00	84,303,188.68	0.00	179,104.08	0.00	0.00	179,104.08	0.00	487,393.22	0.00	0.00	487,393.22	666,497.30	84,969,685.98	0.00	0.00	0.00	0.00	48,406,487.53	36,563,198.45	0.00	0.00	84,969,685.98	
Notice of Cash Allocation (NCA)	48,058,789.76	35,354,893.74	0.00	0.00	83,413,683.50	0.00	179,104.08	0.00	0.00	179,104.08	0.00	487,393.22	0.00	0.00	487,393.22	666,497.30	84,080,180.80	0.00	0.00	0.00	0.00	48,058,789.76	36,021,391.04	0.00	0.00	84,080,180.80	
MDS Checks Issued	4,371,559.31	9,826,816.27	0.00	0.00	14,198,375.58	0.00	0.00	0.00	0.00	0.00	0.00	0.00	0.00	0.00	0.00	0.00	14,198,375.58	0.00	0.00	0.00	0.00	4,371,559.31	9,826,816.27	0.00	0.00	14,198,375.58	
National Capital Region (NCR)	0.00	4,958,421.17	0.00	0.00	4,958,421.17	0.00	0.00	0.00	0.00	0.00	0.00	0.00	0.00	0.00	0.00	0.00	4,958,421.17	0.00	0.00	0.00	0.00	0.00	4,958,421.17	0.00	0.00	4,958,421.17	
Central Office	0.00	4,958,421.17	0.00	0.00	4,958,421.17	0.00	0.00	0.00	0.00	0.00	0.00	0.00	0.00	0.00	0.00	0.00	4,958,421.17	0.00	0.00	0.00	0.00	0.00	4,958,421.17	0.00	0.00	4,958,421.17	
Region I - Ilocos	33,671.68	210,576.50	0.00	0.00	244,248.18	0.00	0.00	0.00	0.00	0.00	0.00	0.00	0.00	0.00	0.00	0.00	244,248.18	0.00	0.00	0.00	0.00	33,671.68	210,576.50	0.00	0.00	244,248.18	
Regional Office - I	33,671.68	210,576.50	0.00	0.00	244,248.18	0.00	0.00	0.00	0.00	0.00	0.00	0.00	0.00	0.00	0.00	0.00	244,248.18	0.00	0.00	0.00	0.00	33,671.68	210,576.50	0.00	0.00	244,248.18	
Cordillera Administrative Region (CAR)	1,004,606.47	370,214.08	0.00	0.00	1,374,820.55	0.00	0.00	0.00	0.00	0.00	0.00	0.00	0.00	0.00	0.00	0.00	1,374,820.55	0.00	0.00	0.00	0.00	1,004,606.47	370,214.08	0.00	0.00	1,374,820.55	
Regional Office - CAR	1,004,606.47	370,214.08	0.00	0.00	1,374,820.55	0.00	0.00	0.00	0.00	0.00	0.00	0.00	0.00	0.00	0.00	0.00	1,374,820.55	0.00	0.00	0.00	0.00	1,004,606.47	370,214.08	0.00	0.00	1,374,820.55	
Region II - Cagayan Valley	343,246.43	150,748.85	0.00	0.00	493,995.28	0.00	0.00	0.00	0.00	0.00	0.00	0.00	0.00	0.00	0.00	0.00	493,995.28	0.00	0.00	0.00	0.00	343,246.43	150,748.85	0.00	0.00	493,995.28	
Regional Office - II	343,246.43	150,748.85	0.00	0.00	493,995.28	0.00	0.00	0.00	0.00	0.00	0.00	0.00	0.00	0.00	0.00	0.00	493,995.28	0.00	0.00	0.00	0.00	343,246.43	150,748.85	0.00	0.00	493,995.28	
Region III - Central Luzon	125,323.26	154,802.47	0.00	0.00	280,125.73	0.00	0.00	0.00	0.00	0.00	0.00	0.00	0.00	0.00	0.00	0.00	280,125.73	0.00	0.00	0.00	0.00	125,323.26	154,802.47	0.00	0.00	280,125.73	
Regional Office - III	125,323.26	154,802.47	0.00	0.00	280,125.73	0.00	0.00	0.00	0.00	0.00	0.00	0.00	0.00	0.00	0.00	0.00	280,125.73	0.00	0.00	0.00	0.00	125,323.26	154,802.47	0.00	0.00	280,125.73	
Region IVA - CALABARZON	1,992.71	402,345.78	0.00	0.00	404,338.49	0.00	0.00	0.00	0.00	0.00	0.00	0.00	0.00	0.00	0.00	0.00	404,338.49	0.00	0.00	0.00	0.00	1,992.71	402,345.78	0.00	0.00	404,338.49	
Regional Office - IVA	1,992.71	402,345.78	0.00	0.00	404,338.49	0.00	0.00	0.00	0.00	0.00	0.00	0.00	0.00	0.00	0.00	0.00	404,338.49	0.00	0.00	0.00	0.00	1,992.71	402,345.78	0.00	0.00	404,338.49	
Region IVB - MIMAROPA	250.00	868,009.89	0.00	0.00	868,259.89	0.00	0.00	0.00	0.00	0.00	0.00	0.00	0.00	0.00	0.00	0.00	868,259.89	0.00	0.00	0.00	0.00	250.00	868,009.89	0.00	0.00	868,259.89	
Regional Office - IVB	250.00	868,009.89	0.00	0.00	868,259.89	0.00	0.00	0.00	0.00	0.00	0.00	0.00	0.00	0.00	0.00	0.00	868,259.89	0.00	0.00	0.00	0.00	250.00	868,009.89	0.00	0.00	868,259.89	
Region V - Bicol	21,200.00	75,429.71	0.00	0.00	96,629.71	0.00	0.00	0.00	0.00	0.00	0.00	0.00	0.00	0.00	0.00	0.00	96,629.71	0.00	0.00	0.00	0.00	21,200.00	75,429.71	0.00	0.00	96,629.71	
Regional Office - V	21,200.00	75,429.71	0.00	0.00	96,629.71	0.00	0.00	0.00	0.00	0.00	0.00	0.00	0.00	0.00	0.00	0.00	96,629.71	0.00	0.00	0.00	0.00	21,200.00	75,429.71	0.00	0.00	96,629.71	
Region VI - Western Visayas	760,621.93	442,373.12	0.00	0.00	1,202,995.05	0.00	0.00	0.00	0.00	0.00	0.00	0.00	0.00	0.00	0.00	0.00	1,202,995.05	0.00	0.00	0.00	0.00	760,621.93	442,373.12	0.00	0.00	1,202,995.05	
Regional Office - VI	760,621.93	442,373.12	0.00	0.00	1,202,995.05	0.00	0.00	0.00	0.00	0.00	0.00	0.00	0.00	0.00	0.00	0.00	1,202,995.05	0.00	0.00	0.00	0.00	760,621.93	442,373.12	0.00	0.00	1,202,995.05	
Region VII - Central Visayas	17,770.59	81,842.08	0.00	0.00	99,612.67	0.00	0.00	0.00	0.00	0.00	0.00	0.00	0.00	0.00	0.00	0.00	99,612.67	0.00	0.00	0.00	0.00	17,770.59	81,842.08	0.00	0.00	99,612.67	
Regional Office - VII	17,770.59	81,842.08	0.00	0.00	99,612.67	0.00	0.00	0.00	0.00	0.00	0.00	0.00	0.00	0.00	0.00	0.00	99,612.67	0.00	0.00	0.00	0.00	17,770.59	81,842.08	0.00	0.00	99,612.67	
Region VIII - Eastern Visayas	860,349.84	626,904.68	0.00	0.00	1,487,254.52	0.00	0.00	0.00	0.00	0.00	0.00	0.00	0.00	0.00	0.00	0.00	1,487,254.52	0.00	0.00	0.00	0.00	860,349.84	626,904.68	0.00	0.00	1,487,254.52	
Regional Office - VIII	860,349.84	626,904.68	0.00	0.00	1,487,254.52	0.00	0.00	0.00	0.00	0.00	0.00	0.00	0.00	0.00	0.00	0.00	1,487,254.52	0.00	0.00	0.00	0.00	860,349.84	626,904.68	0.00	0.00	1,487,254.52	
Region IX - Zamboanga Peninsula	959,194.40	482,626.44	0.00	0.00	1,441,820.84	0.00	0.00	0.00	0.00	0.00	0.00	0.00	0.00	0.00	0.00	0.00	1,441,820.84	0.00	0.00	0.00	0.00	959,194.40	482,626.44	0.00	0.00	1,441,820.84	
Regional Office - IX	959,194.40	482,626.44	0.00	0.00	1,441,820.84	0.00	0.00	0.00	0.00	0.00	0.00	0.00	0.00	0.00	0.00	0.00	1,441,820.84	0.00	0.00	0.00	0.00	959,194.40	482,626.44	0.00	0.00	1,441,820.84	
Region X - Northern Mindanao	0.00	18,833.33	0.00	0.00	18,833.33	0.00	0.00	0.00	0.00	0.00	0.00	0.00	0.00	0.00	0.00	0.00	18,833.33	0.00	0.00	0.00	0.00	0.00	18,833.33	0.00	0.00	18,833.33	
Regional Office - X	0.00	18,833.33	0.00	0.00	18,833.33	0.00	0.00	0.00	0.00	0.00	0.00	0.00	0.00	0.00	0.00	0.00	18,833.33	0.00	0.00	0.00	0.00	0.00	18,833.33	0.00	0.00	18,833.33	
Region XI - Davao	0.00	307,532.03	0.00	0.00	307,532.03	0.00	0.00	0.00	0.00	0.00	0.00	0.00	0.00	0.00	0.00	0.00	307,532.03	0.00	0.00	0.00	0.00	0.00	307,532.03	0.00	0.00	307,532.03	
Regional Office - XI	0.00	307,532.03	0.00	0.00	307,532.03	0.00	0.00	0.00	0.00	0.00	0.00	0.00	0.00	0.00	0.00	0.00	307,532.03	0.00	0.00	0.00	0.00	0.00	307,532.03	0.00	0.00	307,532.03	
Region XII - SOCCSKSARGEN	133,387.20	256,867.97	0.00	0.00	390,255.17	0.00	0.00	0.00	0.00	0.00	0.00	0.00	0.00	0.00	0.00	0.00	390,255.17	0.00	0.00	0.00	0.00	133,387.20	256,867.97	0.00	0.00	390,255.17	
Regional Office - XII	133,387.20	256,867.97	0.00	0.00	390,255.17	0.00	0.00	0.00	0.00	0.00	0.00	0.00	0.00	0.00	0.00	0.00	390,255.17	0.00	0.00	0.00	0.00	133,387.20	256,867.97	0.00	0.00	390,255.17	
Region XIII - CARAGA	109,944.80	419,288.17	0.00	0.00	529,232.97	0.00	0.00	0.00	0.00	0.00	0.00	0.00	0.00	0.00	0.00	0.00	529,232.97	0.00	0.00	0.00	0.00	109,944.80	419,288.17	0.00	0.00	529,232.97	
Regional Office - XIII	109,944.80	419,288.17	0.00	0.00	529,232.97	0.00	0.00	0.00	0.00	0.00	0.00	0.00	0.00	0.00	0.00	0.00	529,232.97	0.00	0.00	0.00	0.00	109,9					

Particulars	Current Year Budget					Prior Year's Budget											Trust Liabilities				Grand Total					Remarks					
	PS	MOOE	FinEx	CO	TOTAL	Prior Year's Accounts Payable					Current Year's Accounts Payable					TOTAL	SUB-TOTAL	PS	MOOE	CO	TOTAL	PS	MOOE	FinEx	CO		TOTAL				
						PS	MOOE	FinEx	CO	Sub-Total	PS	MOOE	FinEx	CO	Sub-Total													PS	MOOE	CO	TOTAL
						7	8	9	10	11=(7+8+9+10)	12	13	14	15	16=(12+13+14+15)													17=(11+16)	18=(6+17)	19	20
1	2	3	4	5	6=(2+3+4+5)	7	8	9	10	11	12	13	14	15	16	17	18	19	20	21	22	23	24	25	26	27	28				
Region IX - Zamboanga Peninsula	1,291,444.62	969,568.33	0.00	0.00	2,261,012.95	0.00	0.00	0.00	0.00	0.00	0.00	0.00	0.00	0.00	0.00	0.00	2,261,012.95	0.00	0.00	0.00	0.00	1,291,444.62	969,568.33	0.00	0.00	2,261,012.95					
Regional Office - IX	1,291,444.62	969,568.33	0.00	0.00	2,261,012.95	0.00	0.00	0.00	0.00	0.00	0.00	0.00	0.00	0.00	0.00	0.00	2,261,012.95	0.00	0.00	0.00	0.00	1,291,444.62	969,568.33	0.00	0.00	2,261,012.95					
Region X - Northern Mindanao	1,838,942.34	2,943,023.77	0.00	0.00	4,781,966.11	0.00	0.00	0.00	0.00	0.00	0.00	0.00	0.00	0.00	0.00	0.00	4,781,966.11	0.00	0.00	0.00	0.00	1,838,942.34	2,943,023.77	0.00	0.00	4,781,966.11					
Regional Office - X	1,838,942.34	2,943,023.77	0.00	0.00	4,781,966.11	0.00	0.00	0.00	0.00	0.00	0.00	0.00	0.00	0.00	0.00	0.00	4,781,966.11	0.00	0.00	0.00	0.00	1,838,942.34	2,943,023.77	0.00	0.00	4,781,966.11					
Region XI - Davao	2,605,989.71	891,870.72	0.00	0.00	3,497,860.43	0.00	0.00	0.00	0.00	0.00	0.00	0.00	0.00	0.00	0.00	0.00	3,497,860.43	0.00	0.00	0.00	0.00	2,605,989.71	891,870.72	0.00	0.00	3,497,860.43					
Regional Office - XI	2,605,989.71	891,870.72	0.00	0.00	3,497,860.43	0.00	0.00	0.00	0.00	0.00	0.00	0.00	0.00	0.00	0.00	0.00	3,497,860.43	0.00	0.00	0.00	0.00	2,605,989.71	891,870.72	0.00	0.00	3,497,860.43					
Region XII - SOCCSKSARGEN	2,500,936.80	1,004,132.70	0.00	0.00	3,505,069.50	0.00	0.00	0.00	0.00	0.00	0.00	0.00	0.00	0.00	0.00	0.00	3,505,069.50	0.00	0.00	0.00	0.00	2,500,936.80	1,004,132.70	0.00	0.00	3,505,069.50					
Regional Office - XII	2,500,936.80	1,004,132.70	0.00	0.00	3,505,069.50	0.00	0.00	0.00	0.00	0.00	0.00	0.00	0.00	0.00	0.00	0.00	3,505,069.50	0.00	0.00	0.00	0.00	2,500,936.80	1,004,132.70	0.00	0.00	3,505,069.50					
Region XIII - CARAGA	2,034,782.68	2,205,427.71	0.00	0.00	4,240,210.39	0.00	0.00	0.00	0.00	0.00	0.00	0.00	0.00	0.00	0.00	0.00	4,240,210.39	0.00	0.00	0.00	0.00	2,034,782.68	2,205,427.71	0.00	0.00	4,240,210.39					
Regional Office - XIII	2,034,782.68	2,205,427.71	0.00	0.00	4,240,210.39	0.00	0.00	0.00	0.00	0.00	0.00	0.00	0.00	0.00	0.00	0.00	4,240,210.39	0.00	0.00	0.00	0.00	2,034,782.68	2,205,427.71	0.00	0.00	4,240,210.39					
Notice of Transfer Allocations (NTA)	347,697.77	541,807.41	0.00	0.00	889,505.18	0.00	0.00	0.00	0.00	0.00	0.00	0.00	0.00	0.00	0.00	0.00	889,505.18	0.00	0.00	0.00	0.00	347,697.77	541,807.41	0.00	0.00	889,505.18					
MDS Checks Issued	0.00	478,654.72	0.00	0.00	478,654.72	0.00	0.00	0.00	0.00	0.00	0.00	0.00	0.00	0.00	0.00	0.00	478,654.72	0.00	0.00	0.00	0.00	0.00	478,654.72	0.00	0.00	478,654.72					
Region III - Central Luzon	0.00	15,006.45	0.00	0.00	15,006.45	0.00	0.00	0.00	0.00	0.00	0.00	0.00	0.00	0.00	0.00	0.00	15,006.45	0.00	0.00	0.00	0.00	0.00	15,006.45	0.00	0.00	15,006.45					
Regional Office - III	0.00	15,006.45	0.00	0.00	15,006.45	0.00	0.00	0.00	0.00	0.00	0.00	0.00	0.00	0.00	0.00	0.00	15,006.45	0.00	0.00	0.00	0.00	0.00	15,006.45	0.00	0.00	15,006.45					
Region IX - Zamboanga Peninsula	0.00	463,648.27	0.00	0.00	463,648.27	0.00	0.00	0.00	0.00	0.00	0.00	0.00	0.00	0.00	0.00	0.00	463,648.27	0.00	0.00	0.00	0.00	0.00	463,648.27	0.00	0.00	463,648.27					
Regional Office - IX	0.00	463,648.27	0.00	0.00	463,648.27	0.00	0.00	0.00	0.00	0.00	0.00	0.00	0.00	0.00	0.00	0.00	463,648.27	0.00	0.00	0.00	0.00	0.00	463,648.27	0.00	0.00	463,648.27					
Advice to Debit Account	347,697.77	63,152.69	0.00	0.00	410,850.46	0.00	0.00	0.00	0.00	0.00	0.00	0.00	0.00	0.00	0.00	0.00	410,850.46	0.00	0.00	0.00	0.00	347,697.77	63,152.69	0.00	0.00	410,850.46					
Region II - Cagayan Valley	63,794.00	0.00	0.00	0.00	63,794.00	0.00	0.00	0.00	0.00	0.00	0.00	0.00	0.00	0.00	0.00	0.00	63,794.00	0.00	0.00	0.00	0.00	63,794.00	0.00	0.00	0.00	63,794.00					
Regional Office - II	63,794.00	0.00	0.00	0.00	63,794.00	0.00	0.00	0.00	0.00	0.00	0.00	0.00	0.00	0.00	0.00	0.00	63,794.00	0.00	0.00	0.00	0.00	63,794.00	0.00	0.00	0.00	63,794.00					
Region III - Central Luzon	283,903.77	0.00	0.00	0.00	283,903.77	0.00	0.00	0.00	0.00	0.00	0.00	0.00	0.00	0.00	0.00	0.00	283,903.77	0.00	0.00	0.00	0.00	283,903.77	0.00	0.00	0.00	283,903.77					
Regional Office - III	283,903.77	0.00	0.00	0.00	283,903.77	0.00	0.00	0.00	0.00	0.00	0.00	0.00	0.00	0.00	0.00	0.00	283,903.77	0.00	0.00	0.00	0.00	283,903.77	0.00	0.00	0.00	283,903.77					
Region IVA - CALABARZON	0.00	53,464.69	0.00	0.00	53,464.69	0.00	0.00	0.00	0.00	0.00	0.00	0.00	0.00	0.00	0.00	0.00	53,464.69	0.00	0.00	0.00	0.00	0.00	53,464.69	0.00	0.00	53,464.69					
Regional Office - IVA	0.00	53,464.69	0.00	0.00	53,464.69	0.00	0.00	0.00	0.00	0.00	0.00	0.00	0.00	0.00	0.00	0.00	53,464.69	0.00	0.00	0.00	0.00	0.00	53,464.69	0.00	0.00	53,464.69					
Region IX - Zamboanga Peninsula	0.00	9,688.00	0.00	0.00	9,688.00	0.00	0.00	0.00	0.00	0.00	0.00	0.00	0.00	0.00	0.00	0.00	9,688.00	0.00	0.00	0.00	0.00	0.00	9,688.00	0.00	0.00	9,688.00					
Regional Office - IX	0.00	9,688.00	0.00	0.00	9,688.00	0.00	0.00	0.00	0.00	0.00	0.00	0.00	0.00	0.00	0.00	0.00	9,688.00	0.00	0.00	0.00	0.00	0.00	9,688.00	0.00	0.00	9,688.00					
Working Fund for FAPs	0.00	0.00	0.00	0.00	0.00	0.00	0.00	0.00	0.00	0.00	0.00	0.00	0.00	0.00	0.00	0.00	0.00	0.00	0.00	0.00	0.00	0.00	0.00	0.00	0.00	0.00					
Cash Disbursement Ceiling (CDC)	0.00	0.00	0.00	0.00	0.00	0.00	0.00	0.00	0.00	0.00	0.00	0.00	0.00	0.00	0.00	0.00	0.00	0.00	0.00	0.00	0.00	0.00	0.00	0.00	0.00	0.00					
TOTAL CASH DISBURSEMENTS	48,406,487.53	35,896,701.15	0.00	0.00	84,303,188.68	0.00	179,104.08	0.00	0.00	179,104.08	0.00	487,393.22	0.00	0.00	487,393.22	666,497.30	84,969,685.98	0.00	0.00	0.00	0.00	48,406,487.53	36,563,198.45	0.00	0.00	84,969,685.98					
NON-CASH DISBURSEMENTS	5,010,551.43	1,098,116.73	0.00	0.00	6,108,668.16	0.00	11,597.42	0.00	0.00	11,597.42	0.00	27,778.82	0.00	0.00	27,778.82	39,376.24	6,148,044.40	0.00	0.00	0.00	0.00	5,010,551.43	1,137,492.97	0.00	0.00	6,148,044.40					
Tax Remittance Advices Issued (TRA)	5,010,551.43	1,094,219.79	0.00	0.00	6,104,771.22	0.00	11,597.42	0.00	0.00	11,597.42	0.00	27,778.82	0.00	0.00	27,778.82	39,376.24	6,144,147.46	0.00	0.00	0.00	0.00	5,010,551.43	1,133,596.03	0.00	0.00	6,144,147.46					
National Capital Region (NCR)	1,067,004.44	448,604.42	0.00	0.00	1,515,608.86	0.00	11,597.42	0.00	0.00	11,597.42	0.00	27,778.82	0.00	0.00	27,778.82	39,376.24	1,554,985.10	0.00	0.00	0.00	0.00	1,067,004.44	487,980.66	0.00	0.00	1,554,985.10					
Central Office	1,067,004.44	448,604.42	0.00	0.00	1,515,608.86	0.00	11,597.42	0.00	0.00	11,597.42	0.00	27,778.82	0.00	0.00	27,778.82	39,376.24	1,554,985.10	0.00	0.00	0.00	0.00	1,067,004.44	487,980.66	0.00	0.00	1,554,985.10					
Region I - Ilocos	227,377.64	21,879.01	0.00	0.00	249,256.65	0.00	0.00	0.00	0.00	0.00	0.00	0.00	0.00	0.00	0.00	0.00	249,256.65	0.00	0.00	0.00	0.00	227,377.64	21,879.01	0.00	0.00	249,256.65					
Regional Office - I	227,377.64	21,879.01	0.00	0.00	249,256.65	0.00	0.00	0.00	0.00	0.00	0.00	0.00	0.00	0.00	0.00	0.00	249,256.65	0.00	0.00	0.00	0.00	227,377.64	21,879.01	0.00	0.00	249,256.65					
Cordillera Administrative Region (CAR)	298,703.82	30,094.76	0.00	0.00	328,798.58	0.00	0.00	0.00	0.00	0.00	0.00	0.00	0.00	0.00	0.00	0.00	328,798.58	0.00	0.00	0.00	0.00	298,703.82	30,094.76	0.00	0.00	328,798.58					
Regional Office - CAR	298,703.82	30,094.76	0.00	0.00	3																										

Particulars	Current Year Budget					Prior Year's Budget											SUB-TOTAL	Trust Liabilities				Grand Total					Remarks
	PS	MOOE	FinEx	CO	TOTAL	Prior Year's Accounts Payable					Current Year's Accounts Payable					TOTAL		PS	MOOE	CO	TOTAL	PS	MOOE	FinEx	CO	TOTAL	
						PS	MOOE	FinEx	CO	Sub-Total	PS	MOOE	FinEx	CO	Sub-Total												
1	2	3	4	5	6=(2+3+4+5)	7	8	9	10	11=(7+8+9+10)	12	13	14	15	16=(12+13+14+15)	17=(11+16)	18=(6+17)	19	20	21	22=(19+20+21)	23	24	25	26	27=(23+24+25+26)	28
Liquidated damages and similar claims	0.00	3,896.94	0.00	0.00	3,896.94	0.00	0.00	0.00	0.00	0.00	0.00	0.00	0.00	0.00	0.00	0.00	3,896.94	0.00	0.00	0.00	0.00	0.00	3,896.94	0.00	0.00	0.00	3,896.94
National Capital Region (NCR)	0.00	3,896.94	0.00	0.00	3,896.94	0.00	0.00	0.00	0.00	0.00	0.00	0.00	0.00	0.00	0.00	0.00	3,896.94	0.00	0.00	0.00	0.00	0.00	3,896.94	0.00	0.00	0.00	3,896.94
Central Office	0.00	3,896.94	0.00	0.00	3,896.94	0.00	0.00	0.00	0.00	0.00	0.00	0.00	0.00	0.00	0.00	0.00	3,896.94	0.00	0.00	0.00	0.00	0.00	3,896.94	0.00	0.00	0.00	3,896.94
Others(TEF, BTr-Documentary Stamp Tax, etc.)	0.00	0.00	0.00	0.00	0.00	0.00	0.00	0.00	0.00	0.00	0.00	0.00	0.00	0.00	0.00	0.00	0.00	0.00	0.00	0.00	0.00	0.00	0.00	0.00	0.00	0.00	0.00
TOTAL NON-CASH DISBURSEMENTS	5,010,551.43	1,098,116.73	0.00	0.00	6,108,668.16	0.00	11,597.42	0.00	0.00	11,597.42	0.00	27,778.82	0.00	0.00	27,778.82	39,376.24	6,148,044.40	0.00	0.00	0.00	0.00	5,010,551.43	1,137,492.97	0.00	0.00	6,148,044.40	
GRAND TOTAL	53,417,038.96	36,994,817.88	0.00	0.00	90,411,856.84	0.00	190,701.50	0.00	0.00	190,701.50	0.00	515,172.04	0.00	0.00	515,172.04	705,873.54	91,117,730.38	0.00	0.00	0.00	53,417,038.96	37,700,691.42	0.00	0.00	91,117,730.38		

SUMMARY

Particulars	Previous Report	This Month	As at Date
(1)	(2)	(3)	(4)
Total Disbursement Authorities Received	1,005,906,139.95	128,828,857.13	1,134,734,997.08
NCA	903,106,269.00	113,644,734.00	1,016,751,003.00
NTA	47,498,139.36	9,039,975.67	56,538,115.03
Working Fund	0.00	0.00	0.00
TRA	55,301,731.59	6,144,147.46	61,445,879.05
CDC	0.00	0.00	0.00
NCAA	0.00	0.00	0.00
Less: Notice of Transfer of Allocations (NTA)* issued	47,498,139.36	9,039,975.67	56,538,115.03
Total Disbursement Authorities Available	958,408,000.59	119,788,881.46	1,078,196,882.05
Less:	0.00	0.00	0.00
Lapsed NCA	2,268,793.51	0.00	2,268,793.51
Disbursements	956,325,384.20	91,117,730.38	1,047,443,114.58
Less: Other Non-Cash Disbursements	186,177.12	3,896.94	190,074.06
Disbursements effected through outright deductions from claims	186,177.12	3,896.94	190,074.06
Overpayment of expenses(e.g. personnel benefits)	25.55	0.00	25.55
Restitution for loss of government property	0.00	0.00	0.00
Liquidated damages and similar claims	186,151.57	3,896.94	190,048.51
Others (e.g. TEF, BTr, Docs Stamp, etc.)	0.00	0.00	0.00
Add/Less: Adjustments (e.g. cancelled/staled checks)	0.00	0.00	0.00
Balance of Disbursement Authorities as at date	0.00	28,675,048.02	28,675,048.02
Total Disbursements Program	958,408,000.59	119,788,881.46	1,078,196,882.05
Less: *Actual Disbursements	956,139,207.08	91,113,833.44	1,047,253,040.52
(Over)/Under spending	2,268,793.51	28,675,048.02	30,943,841.53


Notes: \* The use of NTA is discouraged

Notes: \*\* Amounts should tally with the grand total disbursemnt (column 27).


Certified Correct:

  
 SHANYLALE G. DIONISIO  
 Chief Accountant

Recommending Approval:

  
 GLORIA D. MENDOZA  
 OIC, Financial and Management Division

Approved by:

  
 ENGR. DANILO D. DELEÑA  
 OIC, Office of the Director

MONTHLY REPORT OF DISBURSEMENTS  
For the month of October 2023



Department  
Agency/Entity  
Region  
Division  
Operating Unit  
Fund Cluster

Department of Environment and Natural Resources (DENR)  
Mines and Geosciences Bureau  
ALL  
ALL  
ALL  
03 - Special Account - Locally Funded/Domestic Grants Fund  
(e.g. UACS Fund Cluster: 01-Regular Agency Fund, 02-Foreign Assisted Projects Fund, 03-Special Account-Locally Funded/Domestic

Particulars	Current Year Budget					Prior Year's Budget											Trust Liabilities				Grand Total					Remarks		
	PS	MOOE	FinEx	CO	TOTAL	Prior Year's Accounts Payable					Current Year's Accounts Payable						SUB-TOTAL	TOTAL	PS	MOOE	CO	TOTAL	PS	MOOE	FinEx		CO	TOTAL
						PS	MOOE	FinEx	CO	Sub-Total	PS	MOOE	FinEx	CO	Sub-Total	PS												
1	2	3	4	5	6=(2+3+4+5)	7	8	9	10	11=(7+8+9+10)	12	13	14	15	16=(12+13+14+15)	17=(11+16)	18=(6+17)	19	20	21	22=(19+20+21)	23	24	25	26	27=(23+24+25+26)	28	
CASH DISBURSEMENTS	0.00	2,541,430.24	0.00	0.00	2,541,430.24	0.00	0.00	0.00	0.00	0.00	0.00	0.00	0.00	0.00	0.00	0.00	2,541,430.24	0.00	0.00	0.00	0.00	0.00	2,541,430.24	0.00	0.00	2,541,430.24		
Notice of Cash Allocation (NCA)	0.00	370,720.54	0.00	0.00	370,720.54	0.00	0.00	0.00	0.00	0.00	0.00	0.00	0.00	0.00	0.00	0.00	370,720.54	0.00	0.00	0.00	0.00	0.00	370,720.54	0.00	0.00	370,720.54		
MDS Checks Issued	0.00	0.00	0.00	0.00	0.00	0.00	0.00	0.00	0.00	0.00	0.00	0.00	0.00	0.00	0.00	0.00	0.00	0.00	0.00	0.00	0.00	0.00	0.00	0.00	0.00	0.00	0.00	
Advice to Debit Account	0.00	370,720.54	0.00	0.00	370,720.54	0.00	0.00	0.00	0.00	0.00	0.00	0.00	0.00	0.00	0.00	0.00	370,720.54	0.00	0.00	0.00	0.00	0.00	370,720.54	0.00	0.00	370,720.54		
Notice of Transfer Allocations (NTA)	0.00	2,170,709.70	0.00	0.00	2,170,709.70	0.00	0.00	0.00	0.00	0.00	0.00	0.00	0.00	0.00	0.00	0.00	2,170,709.70	0.00	0.00	0.00	0.00	0.00	2,170,709.70	0.00	0.00	2,170,709.70		
MDS Checks Issued	0.00	821,325.42	0.00	0.00	821,325.42	0.00	0.00	0.00	0.00	0.00	0.00	0.00	0.00	0.00	0.00	0.00	821,325.42	0.00	0.00	0.00	0.00	0.00	821,325.42	0.00	0.00	821,325.42		
Advice to Debit Account	0.00	1,349,384.28	0.00	0.00	1,349,384.28	0.00	0.00	0.00	0.00	0.00	0.00	0.00	0.00	0.00	0.00	0.00	1,349,384.28	0.00	0.00	0.00	0.00	0.00	1,349,384.28	0.00	0.00	1,349,384.28		
Working Fund for FAPs	0.00	0.00	0.00	0.00	0.00	0.00	0.00	0.00	0.00	0.00	0.00	0.00	0.00	0.00	0.00	0.00	0.00	0.00	0.00	0.00	0.00	0.00	0.00	0.00	0.00	0.00	0.00	
Cash Disbursement Ceiling (CDC)	0.00	0.00	0.00	0.00	0.00	0.00	0.00	0.00	0.00	0.00	0.00	0.00	0.00	0.00	0.00	0.00	0.00	0.00	0.00	0.00	0.00	0.00	0.00	0.00	0.00	0.00	0.00	
TOTAL CASH DISBURSEMENTS	0.00	2,541,430.24	0.00	0.00	2,541,430.24	0.00	0.00	0.00	0.00	0.00	0.00	0.00	0.00	0.00	0.00	0.00	2,541,430.24	0.00	0.00	0.00	0.00	0.00	2,541,430.24	0.00	0.00	2,541,430.24		
NON-CASH DISBURSEMENTS	0.00	54,190.55	0.00	0.00	54,190.55	0.00	0.00	0.00	0.00	0.00	0.00	0.00	0.00	0.00	0.00	0.00	54,190.55	0.00	0.00	0.00	0.00	0.00	54,190.55	0.00	0.00	54,190.55		
Tax Remittance Advices Issued (TRA)	0.00	54,190.55	0.00	0.00	54,190.55	0.00	0.00	0.00	0.00	0.00	0.00	0.00	0.00	0.00	0.00	0.00	54,190.55	0.00	0.00	0.00	0.00	0.00	54,190.55	0.00	0.00	54,190.55		
Non-Cash Availment Authority (NCAA)	0.00	0.00	0.00	0.00	0.00	0.00	0.00	0.00	0.00	0.00	0.00	0.00	0.00	0.00	0.00	0.00	0.00	0.00	0.00	0.00	0.00	0.00	0.00	0.00	0.00	0.00	0.00	
Disbursements effected through outright deductions from claims (please specify...)	0.00	0.00	0.00	0.00	0.00	0.00	0.00	0.00	0.00	0.00	0.00	0.00	0.00	0.00	0.00	0.00	0.00	0.00	0.00	0.00	0.00	0.00	0.00	0.00	0.00	0.00	0.00	
Overpayment of expenses(e.g. personnel benefits)	0.00	0.00	0.00	0.00	0.00	0.00	0.00	0.00	0.00	0.00	0.00	0.00	0.00	0.00	0.00	0.00	0.00	0.00	0.00	0.00	0.00	0.00	0.00	0.00	0.00	0.00	0.00	
Restitution for loss of government property	0.00	0.00	0.00	0.00	0.00	0.00	0.00	0.00	0.00	0.00	0.00	0.00	0.00	0.00	0.00	0.00	0.00	0.00	0.00	0.00	0.00	0.00	0.00	0.00	0.00	0.00	0.00	
Liquidated damages and similar claims	0.00	0.00	0.00	0.00	0.00	0.00	0.00	0.00	0.00	0.00	0.00	0.00	0.00	0.00	0.00	0.00	0.00	0.00	0.00	0.00	0.00	0.00	0.00	0.00	0.00	0.00	0.00	
Others(TEF, BTr-Documentary Stamp Tax, etc.)	0.00	0.00	0.00	0.00	0.00	0.00	0.00	0.00	0.00	0.00	0.00	0.00	0.00	0.00	0.00	0.00	0.00	0.00	0.00	0.00	0.00	0.00	0.00	0.00	0.00	0.00	0.00	
TOTAL NON-CASH DISBURSEMENTS	0.00	54,190.55	0.00	0.00	54,190.55	0.00	0.00	0.00	0.00	0.00	0.00	0.00	0.00	0.00	0.00	0.00	54,190.55	0.00	0.00	0.00	0.00	0.00	54,190.55	0.00	0.00	54,190.55		
GRAND TOTAL	0.00	2,595,620.79	0.00	0.00	2,595,620.79	0.00	0.00	0.00	0.00	0.00	0.00	0.00	0.00	0.00	0.00	0.00	2,595,620.79	0.00	0.00	0.00	0.00	0.00	2,595,620.79	0.00	0.00	2,595,620.79		

SUMMARY

Particulars	Previous Report	This Month	As at Date
(1)	(2)	(3)	(4)
Total Disbursement Authorities Received	94,677,768.05	5,749,687.65	100,427,455.70
NCA	71,037,473.00	3,256,000.00	74,293,473.00
NTA	20,779,410.56	2,439,497.10	23,218,907.66
Working Fund	0.00	0.00	0.00
TRA	2,860,884.49	54,190.55	2,915,075.04
CDC	0.00	0.00	0.00
NCAA	0.00	0.00	0.00
Less: Notice of Transfer of Allocations (NTA)* issued	20,779,410.56	2,439,497.10	23,218,907.66
Total Disbursement Authorities Available	73,898,357.49	3,310,190.55	77,208,548.04
Less:	0.00	0.00	0.00
Lapsed NCA	6,879,890.50	0.00	6,879,890.50
Disbursements	67,508,682.57	2,595,620.79	70,014,448.99
Less: Other Non-Cash Disbursements	843,196.92	0.00	843,196.92
Disbursements effected through outright deductions from claims	843,196.92	0.00	843,196.92
Overpayment of expenses(e.g. personnel benefits)	0.00	0.00	0.00
Restitution for loss of government property	0.00	0.00	0.00
Liquidated damages and similar claims	843,196.92	0.00	843,196.92
Others (e.g. TEF, BTr, Docs Stamp, etc.)	0.00	0.00	0.00
Add/Less: Adjustments (e.g. cancelled/staled checks)	0.00	0.00	0.00
Balance of Disbursement Authorities as at date	352,981.34	714,569.76	1,067,551.10
Total Disbursements Program	73,898,357.49	3,310,190.55	77,208,548.04
Less: *Actual Disbursements	66,665,485.65	2,595,620.79	69,261,106.44
(Over)/Under spending	7,232,871.84	714,569.76	7,947,441.60

Notes: \* The use of NTA is discouraged  
Notes: \*\* Amounts should tally with the grand total disbursement (column 27).

Certified Correct:

SHANYLALE G. DIONISIO  
Chief Accountant

Recommending Approval:

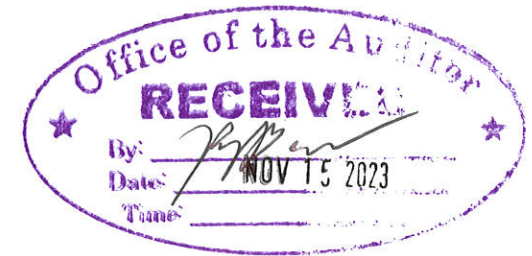
GLORIA D. MENDOZA  
OIC, Financial and Management Division

Approved by:

ENGR. DANILO D. DELEÑA  
OIC, Office of the Director

MONTHLY REPORT OF DISBURSEMENTS  
For the month of October 2023

Department : Department of Environment and Natural Resources (DENR)  
 Agency/Entity : Mines and Geosciences Bureau  
 Region : ALL  
 Division : ALL  
 Operating Unit : ALL  
 Fund Cluster : 03 - Special Account - Locally Funded/Domestic Grants Fund  
 (e.g. UACS Fund Cluster: 01-Regular Agency Fund, 02-Foreign Assisted Projects Fund, 03-Special Account-Locally Funded/Domestic Grants Fund, etc.)



Particulars	Current Year Budget					Prior Year's Budget										SUB-TOTAL	Trust Liabilities				Grand Total					Remarks	
	PS	MOOE	FinEx	CO	TOTAL	Prior Year's Accounts Payable					Current Year's Accounts Payable						TOTAL	PS	MOOE	CO	TOTAL	PS	MOOE	FinEx	CO		TOTAL
						PS	MOOE	FinEx	CO	Sub-Total	PS	MOOE	FinEx	CO	Sub-Total												
1	2	3	4	5	6=(2+3+4+5)	7	8	9	10	11=(7+8+9+10)	12	13	14	15	16=(12+13+14+15)	17=(11+16)	18=(6+17)	19	20	21	22=(19+20+21)	23	24	25	26	27=(23+24+25+26)	28
CASH DISBURSEMENTS	0.00	2,541,430.24	0.00	0.00	2,541,430.24	0.00	0.00	0.00	0.00	0.00	0.00	0.00	0.00	0.00	0.00	0.00	2,541,430.24	0.00	0.00	0.00	0.00	0.00	2,541,430.24	0.00	0.00	0.00	2,541,430.24
Notice of Cash Allocation (NCA)	0.00	370,720.54	0.00	0.00	370,720.54	0.00	0.00	0.00	0.00	0.00	0.00	0.00	0.00	0.00	0.00	0.00	370,720.54	0.00	0.00	0.00	0.00	0.00	370,720.54	0.00	0.00	0.00	370,720.54
Advice to Debit Account	0.00	370,720.54	0.00	0.00	370,720.54	0.00	0.00	0.00	0.00	0.00	0.00	0.00	0.00	0.00	0.00	0.00	370,720.54	0.00	0.00	0.00	0.00	0.00	370,720.54	0.00	0.00	0.00	370,720.54
National Capital Region (NCR)	0.00	370,720.54	0.00	0.00	370,720.54	0.00	0.00	0.00	0.00	0.00	0.00	0.00	0.00	0.00	0.00	0.00	370,720.54	0.00	0.00	0.00	0.00	0.00	370,720.54	0.00	0.00	0.00	370,720.54
Central Office	0.00	370,720.54	0.00	0.00	370,720.54	0.00	0.00	0.00	0.00	0.00	0.00	0.00	0.00	0.00	0.00	0.00	370,720.54	0.00	0.00	0.00	0.00	0.00	370,720.54	0.00	0.00	0.00	370,720.54
Notice of Transfer Allocations (NTA)	0.00	2,170,709.70	0.00	0.00	2,170,709.70	0.00	0.00	0.00	0.00	0.00	0.00	0.00	0.00	0.00	0.00	0.00	2,170,709.70	0.00	0.00	0.00	0.00	0.00	2,170,709.70	0.00	0.00	0.00	2,170,709.70
MDS Checks Issued	0.00	821,325.42	0.00	0.00	821,325.42	0.00	0.00	0.00	0.00	0.00	0.00	0.00	0.00	0.00	0.00	0.00	821,325.42	0.00	0.00	0.00	0.00	0.00	821,325.42	0.00	0.00	0.00	821,325.42
Region I - Ilocos	0.00	51,838.13	0.00	0.00	51,838.13	0.00	0.00	0.00	0.00	0.00	0.00	0.00	0.00	0.00	0.00	0.00	51,838.13	0.00	0.00	0.00	0.00	0.00	51,838.13	0.00	0.00	0.00	51,838.13
Regional Office - I	0.00	51,838.13	0.00	0.00	51,838.13	0.00	0.00	0.00	0.00	0.00	0.00	0.00	0.00	0.00	0.00	0.00	51,838.13	0.00	0.00	0.00	0.00	0.00	51,838.13	0.00	0.00	0.00	51,838.13
Cordillera Administrative Region (CAR)	0.00	79,572.34	0.00	0.00	79,572.34	0.00	0.00	0.00	0.00	0.00	0.00	0.00	0.00	0.00	0.00	0.00	79,572.34	0.00	0.00	0.00	0.00	0.00	79,572.34	0.00	0.00	0.00	79,572.34
Regional Office - CAR	0.00	79,572.34	0.00	0.00	79,572.34	0.00	0.00	0.00	0.00	0.00	0.00	0.00	0.00	0.00	0.00	0.00	79,572.34	0.00	0.00	0.00	0.00	0.00	79,572.34	0.00	0.00	0.00	79,572.34
Region II - Cagayan Valley	0.00	85,635.53	0.00	0.00	85,635.53	0.00	0.00	0.00	0.00	0.00	0.00	0.00	0.00	0.00	0.00	0.00	85,635.53	0.00	0.00	0.00	0.00	0.00	85,635.53	0.00	0.00	0.00	85,635.53
Regional Office - II	0.00	85,635.53	0.00	0.00	85,635.53	0.00	0.00	0.00	0.00	0.00	0.00	0.00	0.00	0.00	0.00	0.00	85,635.53	0.00	0.00	0.00	0.00	0.00	85,635.53	0.00	0.00	0.00	85,635.53
Region IVB - MIMAROPA	0.00	116,944.57	0.00	0.00	116,944.57	0.00	0.00	0.00	0.00	0.00	0.00	0.00	0.00	0.00	0.00	0.00	116,944.57	0.00	0.00	0.00	0.00	0.00	116,944.57	0.00	0.00	0.00	116,944.57
Regional Office - IVB	0.00	116,944.57	0.00	0.00	116,944.57	0.00	0.00	0.00	0.00	0.00	0.00	0.00	0.00	0.00	0.00	0.00	116,944.57	0.00	0.00	0.00	0.00	0.00	116,944.57	0.00	0.00	0.00	116,944.57
Region VII - Central Visayas	0.00	2,525.66	0.00	0.00	2,525.66	0.00	0.00	0.00	0.00	0.00	0.00	0.00	0.00	0.00	0.00	0.00	2,525.66	0.00	0.00	0.00	0.00	0.00	2,525.66	0.00	0.00	0.00	2,525.66
Regional Office - VII	0.00	2,525.66	0.00	0.00	2,525.66	0.00	0.00	0.00	0.00	0.00	0.00	0.00	0.00	0.00	0.00	0.00	2,525.66	0.00	0.00	0.00	0.00	0.00	2,525.66	0.00	0.00	0.00	2,525.66
Region VIII - Eastern Visayas	0.00	46,389.20	0.00	0.00	46,389.20	0.00	0.00	0.00	0.00	0.00	0.00	0.00	0.00	0.00	0.00	0.00	46,389.20	0.00	0.00	0.00	0.00	0.00	46,389.20	0.00	0.00	0.00	46,389.20
Regional Office - VIII	0.00	46,389.20	0.00	0.00	46,389.20	0.00	0.00	0.00	0.00	0.00	0.00	0.00	0.00	0.00	0.00	0.00	46,389.20	0.00	0.00	0.00	0.00	0.00	46,389.20	0.00	0.00	0.00	46,389.20
Region XI - Davao	0.00	6,175.00	0.00	0.00	6,175.00	0.00	0.00	0.00	0.00	0.00	0.00	0.00	0.00	0.00	0.00	0.00	6,175.00	0.00	0.00	0.00	0.00	0.00	6,175.00	0.00	0.00	0.00	6,175.00
Regional Office - XI	0.00	6,175.00	0.00	0.00	6,175.00	0.00	0.00	0.00	0.00	0.00	0.00	0.00	0.00	0.00	0.00	0.00	6,175.00	0.00	0.00	0.00	0.00	0.00	6,175.00	0.00	0.00	0.00	6,175.00
Region XII - SOCCSKSARGEN	0.00	185,000.00	0.00	0.00	185,000.00	0.00	0.00	0.00	0.00	0.00	0.00	0.00	0.00	0.00	0.00	0.00	185,000.00	0.00	0.00	0.00	0.00	0.00	185,000.00	0.00	0.00	0.00	185,000.00
Regional Office - XII	0.00	185,000.00	0.00	0.00	185,000.00	0.00	0.00	0.00	0.00	0.00	0.00	0.00	0.00	0.00	0.00	0.00	185,000.00	0.00	0.00	0.00	0.00	0.00	185,000.00	0.00	0.00	0.00	185,000.00
Region XIII - CARAGA	0.00	247,244.99	0.00	0.00	247,244.99	0.00	0.00	0.00	0.00	0.00	0.00	0.00	0.00	0.00	0.00	0.00	247,244.99	0.00	0.00	0.00	0.00	0.00	247,244.99	0.00	0.00	0.00	247,244.99
Regional Office - XIII	0.00	247,244.99	0.00	0.00	247,244.99	0.00	0.00	0.00	0.00	0.00	0.00	0.00	0.00	0.00	0.00	0.00	247,244.99	0.00	0.00	0.00	0.00	0.00	247,244.99	0.00	0.00	0.00	247,244.99
Advice to Debit Account	0.00	1,349,384.28	0.00	0.00	1,349,384.28	0.00	0.00	0.00	0.00	0.00	0.00	0.00	0.00	0.00	0.00	0.00	1,349,384.28	0.00	0.00	0.00	0.00	0.00	1,349,384.28	0.00	0.00	0.00	1,349,384.28
Region I - Ilocos	0.00	35,250.00	0.00	0.00	35,250.00	0.00	0.00	0.00	0.00	0.00	0.00	0.00	0.00	0.00	0.00	0.00	35,250.00	0.00	0.00	0.00	0.00	0.00	35,250.00	0.00	0.00	0.00	35,250.00
Regional Office - I	0.00	35,250.00	0.00	0.00	35,250.00	0.00	0.00	0.00	0.00	0.00	0.00	0.00	0.00	0.00	0.00	0.00	35,250.00	0.00	0.00	0.00	0.00	0.00	35,250.00	0.00	0.00	0.00	35,250.00
Cordillera Administrative Region (CAR)	0.00	42,804.62	0.00	0.00	42,804.62	0.00	0.00	0.00	0.00	0.00	0.00	0.00	0.00	0.00	0.00	0.00	42,804.62	0.00	0.00	0.00	0.00	0.00	42,804.62	0.00	0.00	0.00	42,804.62
Regional Office - CAR	0.00	42,804.62	0.00	0.00	42,804.62	0.00	0.00	0.00	0.00	0.00	0.00	0.00	0.00	0.00	0.00	0.00	42,804.62	0.00	0.00	0.00	0.00	0.00	42,804.62	0.00	0.00	0.00	42,804.62
Region III - Central Luzon	0.00	290,593.74	0.00	0.00	290,593.74	0.00	0.00	0.00	0.00	0.00	0.00	0.00	0.00	0.00	0.00	0.00	290,593.74	0.00	0.00	0.00	0.00	0.00	290,593.74	0.00	0.00	0.00	290,593.74
Regional Office - III	0.00	290,593.74	0.00	0.00	290,593.74	0.00	0.00	0.00	0.00	0.00	0.00	0.00	0.00	0.00	0.00	0.00	290,593.74	0.00	0.00	0.00	0.00	0.00	290,593.74	0.00	0.00	0.00	290,593.74
Region IVA - CALABARZON	0.00	119,067.85	0.00	0.00	119,067.85	0.00	0.00	0.00	0.00	0.00	0.00	0.00	0.00	0.00	0.00	0.00	119,067.85	0.00	0.00	0.00	0.00	0.00	119,067.85	0.00	0.00	0.00	119,067.85
Regional Office - IVA	0.00	119,067.85	0.00	0.00	119,067.85	0.00	0.00	0.00	0.00	0.00	0.00	0.00	0.00	0.00	0.00	0.00	119,067.85	0.00	0.00	0.00	0.00	0.00	119,067.85	0.00	0.00	0.00	119,067.85
Region IVB - MIMAROPA	0.00	136,835.00	0.00	0.00	136,835.00	0.00	0.00	0.00	0.00	0.00	0.00	0.00	0.00	0.00	0.00	0.00	136,835.00	0.00	0.00	0.00	0.00	0.00	136,835.00	0.00	0.00	0.00	136,835.00
Regional Office - IVB	0.00	136,835.00	0.00	0.00	136,835.00	0.00	0.00	0.00	0.0																		

Particulars	Current Year Budget					Prior Year's Budget											SUB-TOTAL	Trust Liabilities				Grand Total					Remarks
	PS	MOOE	FinEx	CO	TOTAL	Prior Year's Accounts Payable					Current Year's Accounts Payable					TOTAL		PS	MOOE	CO	TOTAL	PS	MOOE	FinEx	CO	TOTAL	
						PS	MOOE	FinEx	CO	Sub-Total	PS	MOOE	FinEx	CO	Sub-Total												
1	2	3	4	5	6=(2+3+4+5)	7	8	9	10	11=(7+8+9+10)	12	13	14	15	16=(12+13+14+15)	17=(11+16)	18=(6+17)	19	20	21	22=(19+20+21)	23	24	25	26	27=(23+24+25+26)	28
Region X - Northern Mindanao	0.00	4,108.42	0.00	0.00	4,108.42	0.00	0.00	0.00	0.00	0.00	0.00	0.00	0.00	0.00	0.00	0.00	4,108.42	0.00	0.00	0.00	0.00	0.00	4,108.42	0.00	0.00	0.00	4,108.42
Regional Office - X	0.00	4,108.42	0.00	0.00	4,108.42	0.00	0.00	0.00	0.00	0.00	0.00	0.00	0.00	0.00	0.00	0.00	4,108.42	0.00	0.00	0.00	0.00	0.00	4,108.42	0.00	0.00	0.00	4,108.42
Region XI - Davao	0.00	7,513.83	0.00	0.00	7,513.83	0.00	0.00	0.00	0.00	0.00	0.00	0.00	0.00	0.00	0.00	0.00	7,513.83	0.00	0.00	0.00	0.00	0.00	7,513.83	0.00	0.00	0.00	7,513.83
Regional Office - XI	0.00	7,513.83	0.00	0.00	7,513.83	0.00	0.00	0.00	0.00	0.00	0.00	0.00	0.00	0.00	0.00	0.00	7,513.83	0.00	0.00	0.00	0.00	0.00	7,513.83	0.00	0.00	0.00	7,513.83
Region XIII - CARAGA	0.00	9,390.15	0.00	0.00	9,390.15	0.00	0.00	0.00	0.00	0.00	0.00	0.00	0.00	0.00	0.00	0.00	9,390.15	0.00	0.00	0.00	0.00	0.00	9,390.15	0.00	0.00	0.00	9,390.15
Regional Office - XIII	0.00	9,390.15	0.00	0.00	9,390.15	0.00	0.00	0.00	0.00	0.00	0.00	0.00	0.00	0.00	0.00	0.00	9,390.15	0.00	0.00	0.00	0.00	0.00	9,390.15	0.00	0.00	0.00	9,390.15
Non-Cash Availment Authority (NCAA)	0.00	0.00	0.00	0.00	0.00	0.00	0.00	0.00	0.00	0.00	0.00	0.00	0.00	0.00	0.00	0.00	0.00	0.00	0.00	0.00	0.00	0.00	0.00	0.00	0.00	0.00	0.00
Disbursements effected through outright deductions from claims (please specify...)	0.00	0.00	0.00	0.00	0.00	0.00	0.00	0.00	0.00	0.00	0.00	0.00	0.00	0.00	0.00	0.00	0.00	0.00	0.00	0.00	0.00	0.00	0.00	0.00	0.00	0.00	0.00
Overpayment of expenses(e.g. personnel benefits)	0.00	0.00	0.00	0.00	0.00	0.00	0.00	0.00	0.00	0.00	0.00	0.00	0.00	0.00	0.00	0.00	0.00	0.00	0.00	0.00	0.00	0.00	0.00	0.00	0.00	0.00	0.00
Restitution for loss of government property	0.00	0.00	0.00	0.00	0.00	0.00	0.00	0.00	0.00	0.00	0.00	0.00	0.00	0.00	0.00	0.00	0.00	0.00	0.00	0.00	0.00	0.00	0.00	0.00	0.00	0.00	0.00
Liquidated damages and similar claims	0.00	0.00	0.00	0.00	0.00	0.00	0.00	0.00	0.00	0.00	0.00	0.00	0.00	0.00	0.00	0.00	0.00	0.00	0.00	0.00	0.00	0.00	0.00	0.00	0.00	0.00	0.00
Others(TEF, BTr-Documentary Stamp Tax, etc.)	0.00	0.00	0.00	0.00	0.00	0.00	0.00	0.00	0.00	0.00	0.00	0.00	0.00	0.00	0.00	0.00	0.00	0.00	0.00	0.00	0.00	0.00	0.00	0.00	0.00	0.00	0.00
TOTAL NON-CASH DISBURSEMENTS	0.00	54,190.55	0.00	0.00	54,190.55	0.00	0.00	0.00	0.00	0.00	0.00	0.00	0.00	0.00	0.00	0.00	54,190.55	0.00	0.00	0.00	0.00	0.00	54,190.55	0.00	0.00	0.00	54,190.55
GRAND TOTAL	0.00	2,595,620.79	0.00	0.00	2,595,620.79	0.00	0.00	0.00	0.00	0.00	0.00	0.00	0.00	0.00	0.00	0.00	2,595,620.79	0.00	0.00	0.00	0.00	0.00	2,595,620.79	0.00	0.00	0.00	2,595,620.79

**SUMMARY**


Particulars	Previous Report	This Month	As at Date
(1)	(2)	(3)	(4)
Total Disbursement Authorities Received	94,677,768.05	5,749,687.65	100,427,455.70
NCA	71,037,473.00	3,256,000.00	74,293,473.00
NTA	20,779,410.56	2,439,497.10	23,218,907.66
Working Fund	0.00	0.00	0.00
TRA	2,860,884.49	54,190.55	2,915,075.04
CDC	0.00	0.00	0.00
NCAA	0.00	0.00	0.00
Less: Notice of Transfer of Allocations (NTA)* issued	20,779,410.56	2,439,497.10	23,218,907.66
Total Disbursement Authorities Available	73,898,357.49	3,310,190.55	77,208,548.04
Less:	0.00	0.00	0.00
Lapsed NCA	6,879,890.50	89,854.37	6,969,744.87
Disbursements	67,508,682.57	2,505,766.42	70,014,448.99
Less: Other Non-Cash Disbursements	843,196.92	0.00	843,196.92
Disbursements effected through outright deductions from claims	843,196.92	0.00	843,196.92
Overpayment of expenses(e.g. personnel benefits)	0.00	0.00	0.00
Restitution for loss of government property	0.00	0.00	0.00
Liquidated damages and similar claims	843,196.92	0.00	843,196.92
Others (e.g. TEF, BTr, Docs Stamp, etc.)	0.00	0.00	0.00
Add/Less: Adjustments (e.g. cancelled/staled checks)	0.00	0.00	0.00
Balance of Disbursement Authorities as at date	352,981.34	714,569.76	1,067,551.10
Total Disbursements Program	73,898,357.49	3,310,190.55	77,208,548.04
Less: *Actual Disbursements	66,665,485.65	2,595,620.79	69,261,106.44
(Over)/Under spending	7,232,871.84	714,569.76	7,947,441.60

Notes: \* The use of NTA is discouraged  
Notes: \*\* Amounts should tally with the grand total disbursement (column 27).


Certified Correct:

  
SHANY LALE G. DIONISIO  
Chief Accountant

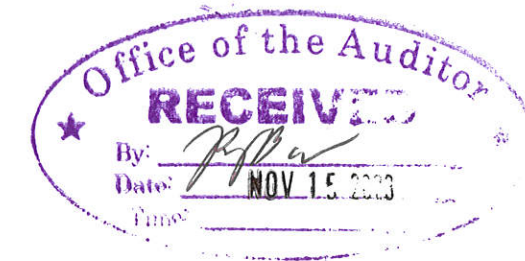
Recommending Approval:

  
GLORIA D. MENDOZA  
OIC, Financial and Management Division

Approved by:

  
ENGR. DANILO D. DELEÑA  
OIC, Office of the Director

MONTHLY REPORT OF DISBURSEMENTS  
For the month of October 2023



Department of Environment and Natural Resources (DENR)  
Mines and Geosciences Bureau  
Region ALL  
Division ALL  
Operating Unit ALL  
Fund Cluster 07 - Trust Receipts  
(e.g. UACS Fund Cluster: 01-Regular Agency Fund, 02-Foreign Assisted Projects Fund, 03-Special Account-Locally Funded/Domestic)

Particulars	Current Year Budget					Prior Year's Budget											SUB-TOTAL	Trust Liabilities				Grand Total					Remarks
	PS	MOOE	FinEx	CO	TOTAL	Prior Year's Accounts Payable					Current Year's Accounts Payable					TOTAL		PS	MOOE	CO	TOTAL	PS	MOOE	FinEx	CO	TOTAL	
						PS	MOOE	FinEx	CO	Sub-Total	PS	MOOE	FinEx	CO	Sub-Total												
1	2	3	4	5	6=(2+3+4+5)	7	8	9	10	11=(7+8+9+10)	12	13	14	15	16=(12+13+14+15)	17=(11+16)	18=(6+17)	19	20	21	22=(19+20+21)	23	24	25	26	27=(23+24+25+26)	28
CASH DISBURSEMENTS	0.00	578,222.07	0.00	0.00	578,222.07	0.00	0.00	0.00	0.00	0.00	0.00	0.00	0.00	0.00	0.00	0.00	578,222.07	0.00	0.00	0.00	0.00	0.00	578,222.07	0.00	0.00	0.00	578,222.07
Notice of Cash Allocation (NCA)	0.00	578,222.07	0.00	0.00	578,222.07	0.00	0.00	0.00	0.00	0.00	0.00	0.00	0.00	0.00	0.00	0.00	578,222.07	0.00	0.00	0.00	0.00	0.00	578,222.07	0.00	0.00	0.00	578,222.07
MDS Checks Issued	0.00	99,032.00	0.00	0.00	99,032.00	0.00	0.00	0.00	0.00	0.00	0.00	0.00	0.00	0.00	0.00	0.00	99,032.00	0.00	0.00	0.00	0.00	0.00	99,032.00	0.00	0.00	0.00	99,032.00
Advice to Debit Account	0.00	479,190.07	0.00	0.00	479,190.07	0.00	0.00	0.00	0.00	0.00	0.00	0.00	0.00	0.00	0.00	0.00	479,190.07	0.00	0.00	0.00	0.00	0.00	479,190.07	0.00	0.00	0.00	479,190.07
Notice of Transfer Allocations (NTA)	0.00	0.00	0.00	0.00	0.00	0.00	0.00	0.00	0.00	0.00	0.00	0.00	0.00	0.00	0.00	0.00	0.00	0.00	0.00	0.00	0.00	0.00	0.00	0.00	0.00	0.00	0.00
MDS Checks Issued	0.00	0.00	0.00	0.00	0.00	0.00	0.00	0.00	0.00	0.00	0.00	0.00	0.00	0.00	0.00	0.00	0.00	0.00	0.00	0.00	0.00	0.00	0.00	0.00	0.00	0.00	0.00
Advice to Debit Account	0.00	0.00	0.00	0.00	0.00	0.00	0.00	0.00	0.00	0.00	0.00	0.00	0.00	0.00	0.00	0.00	0.00	0.00	0.00	0.00	0.00	0.00	0.00	0.00	0.00	0.00	0.00
Working Fund for FAPs	0.00	0.00	0.00	0.00	0.00	0.00	0.00	0.00	0.00	0.00	0.00	0.00	0.00	0.00	0.00	0.00	0.00	0.00	0.00	0.00	0.00	0.00	0.00	0.00	0.00	0.00	0.00
Cash Disbursement Ceiling (CDC)	0.00	0.00	0.00	0.00	0.00	0.00	0.00	0.00	0.00	0.00	0.00	0.00	0.00	0.00	0.00	0.00	0.00	0.00	0.00	0.00	0.00	0.00	0.00	0.00	0.00	0.00	0.00
TOTAL CASH DISBURSEMENTS	0.00	578,222.07	0.00	0.00	578,222.07	0.00	0.00	0.00	0.00	0.00	0.00	0.00	0.00	0.00	0.00	0.00	578,222.07	0.00	0.00	0.00	0.00	0.00	578,222.07	0.00	0.00	0.00	578,222.07
NON-CASH DISBURSEMENTS	0.00	12,472.53	0.00	0.00	12,472.53	0.00	0.00	0.00	0.00	0.00	0.00	0.00	0.00	0.00	0.00	0.00	12,472.53	0.00	0.00	0.00	0.00	0.00	12,472.53	0.00	0.00	0.00	12,472.53
Tax Remittance Advices Issued (TRA)	0.00	12,197.13	0.00	0.00	12,197.13	0.00	0.00	0.00	0.00	0.00	0.00	0.00	0.00	0.00	0.00	0.00	12,197.13	0.00	0.00	0.00	0.00	0.00	12,197.13	0.00	0.00	0.00	12,197.13
Non-Cash Availment Authority (NCAA)	0.00	0.00	0.00	0.00	0.00	0.00	0.00	0.00	0.00	0.00	0.00	0.00	0.00	0.00	0.00	0.00	0.00	0.00	0.00	0.00	0.00	0.00	0.00	0.00	0.00	0.00	0.00
Disbursements effected through outright deductions from claims (please specify...)	0.00	275.40	0.00	0.00	275.40	0.00	0.00	0.00	0.00	0.00	0.00	0.00	0.00	0.00	0.00	0.00	275.40	0.00	0.00	0.00	0.00	0.00	275.40	0.00	0.00	0.00	275.40
Overpayment of expenses(e.g. personnel benefits)	0.00	0.00	0.00	0.00	0.00	0.00	0.00	0.00	0.00	0.00	0.00	0.00	0.00	0.00	0.00	0.00	0.00	0.00	0.00	0.00	0.00	0.00	0.00	0.00	0.00	0.00	0.00
Restitution for loss of government property	0.00	0.00	0.00	0.00	0.00	0.00	0.00	0.00	0.00	0.00	0.00	0.00	0.00	0.00	0.00	0.00	0.00	0.00	0.00	0.00	0.00	0.00	0.00	0.00	0.00	0.00	0.00
Liquidated damages and similar claims	0.00	275.40	0.00	0.00	275.40	0.00	0.00	0.00	0.00	0.00	0.00	0.00	0.00	0.00	0.00	0.00	275.40	0.00	0.00	0.00	0.00	0.00	275.40	0.00	0.00	0.00	275.40
Others(TEF, BTr-Documentary Stamp Tax, etc.)	0.00	0.00	0.00	0.00	0.00	0.00	0.00	0.00	0.00	0.00	0.00	0.00	0.00	0.00	0.00	0.00	0.00	0.00	0.00	0.00	0.00	0.00	0.00	0.00	0.00	0.00	0.00
TOTAL NON-CASH DISBURSEMENTS	0.00	12,472.53	0.00	0.00	12,472.53	0.00	0.00	0.00	0.00	0.00	0.00	0.00	0.00	0.00	0.00	0.00	12,472.53	0.00	0.00	0.00	0.00	0.00	12,472.53	0.00	0.00	0.00	12,472.53
GRAND TOTAL	0.00	590,694.60	0.00	0.00	590,694.60	0.00	0.00	0.00	0.00	0.00	0.00	0.00	0.00	0.00	0.00	0.00	590,694.60	0.00	0.00	0.00	0.00	0.00	590,694.60	0.00	0.00	0.00	590,694.60

Particulars	Previous Report (2)	This Month (3)	As at Date (4)
Total Disbursement Authorities Received	7,096,667.00	12,197.13	7,108,864.13
NCA	7,096,667.00	0.00	7,096,667.00
NTA	0.00	0.00	0.00
Working Fund	0.00	0.00	0.00
TRA	0.00	12,197.13	12,197.13
CDC	0.00	0.00	0.00
NCAA	0.00	0.00	0.00
Less: Notice of Transfer of Allocations (NTA)* issued	0.00	0.00	0.00
Total Disbursement Authorities Available	7,096,667.00	12,197.13	7,108,864.13
Less:	0.00	0.00	0.00
Lapsed NCA Disbursements	5,377,152.59	590,694.60	5,967,847.19
Less: Other Non-Cash Disbursements	0.00	275.40	275.40
Disbursements effected through outright deductions from claims	0.00	275.40	275.40
Overpayment of expenses(e.g. personnel benefits)	0.00	0.00	0.00
Restitution for loss of government property	0.00	0.00	0.00
Liquidated damages and similar claims	0.00	275.40	275.40
Others (e.g. TEF, BTr, Docs Stamp, etc.)	0.00	0.00	0.00
Add/Less: Adjustments (e.g. cancelled/staled checks)	0.00	0.00	0.00
Balance of Disbursement Authorities as at date	1,719,514.41	(578,222.07)	1,141,292.34
Total Disbursements Program	7,096,667.00	12,197.13	7,108,864.13
Less: *Actual Disbursements	5,377,152.59	590,419.20	5,967,571.79
(Over)/Under spending	1,719,514.41	(578,222.07)	1,141,292.34

Notes: \* The use of NTA is discouraged  
Notes: \*\* Amounts should tally with the grand total disbursement (column 27).

Certified Correct:

SHANYLALE G. DIONISIO  
Chief Accountant

Recommending Approval:

GLORIA D. MENDOZA  
OIC, Financial and Management Division

Approved by:

ENGR. DANILO D. DELEÑA  
OIC, Office of the Director



MONTHLY REPORT OF DISBURSEMENTS  
For the month of October 2023



Department : Department of Environment and Natural Resources (DENR)  
 Agency/Entity : Mines and Geosciences Bureau  
 Region : ALL  
 Division : ALL  
 Operating Unit : ALL  
 Fund Cluster : 07 - Trust Receipts

(e.g. UACS Fund Cluster: 01-Regular Agency Fund, 02-Foreign Assisted Projects Fund, 03-Special Account-Locally Funded/Domestic Grants Fund, etc.)

Particulars	Current Year Budget					Prior Year's Budget											Trust Liabilities				Grand Total					Remarks		
	PS	MOOE	FinEx	CO	TOTAL	Prior Year's Accounts Payable					Current Year's Accounts Payable					SUB-TOTAL	PS	MOOE	CO	TOTAL	PS	MOOE	FinEx	CO	TOTAL			
						PS	MOOE	FinEx	CO	Sub-Total	PS	MOOE	FinEx	CO	Sub-Total												TOTAL	
						7	8	9	10	11=(7+8+9+10)	12	13	14	15	16=(12+13+14+15)												17=(11+16)	18=(6+17)
2	3	4	5	6=(2+3+4+5)	7	8	9	10	11=(7+8+9+10)	12	13	14	15	16=(12+13+14+15)	17=(11+16)	18=(6+17)	19	20	21	22=(19+20+21)	23	24	25	26	27=(23+24+25+26)			
CASH DISBURSEMENTS	0.00	578,222.07	0.00	0.00	578,222.07	0.00	0.00	0.00	0.00	0.00	0.00	0.00	0.00	0.00	0.00	0.00	578,222.07	0.00	0.00	0.00	0.00	0.00	0.00	578,222.07	0.00	0.00	0.00	578,222.07
Notice of Cash Allocation (NCA)	0.00	578,222.07	0.00	0.00	578,222.07	0.00	0.00	0.00	0.00	0.00	0.00	0.00	0.00	0.00	0.00	0.00	578,222.07	0.00	0.00	0.00	0.00	0.00	0.00	578,222.07	0.00	0.00	0.00	578,222.07
MDS Checks Issued	0.00	99,032.00	0.00	0.00	99,032.00	0.00	0.00	0.00	0.00	0.00	0.00	0.00	0.00	0.00	0.00	0.00	99,032.00	0.00	0.00	0.00	0.00	0.00	0.00	99,032.00	0.00	0.00	0.00	99,032.00
National Capital Region (NCR)	0.00	99,032.00	0.00	0.00	99,032.00	0.00	0.00	0.00	0.00	0.00	0.00	0.00	0.00	0.00	0.00	0.00	99,032.00	0.00	0.00	0.00	0.00	0.00	0.00	99,032.00	0.00	0.00	0.00	99,032.00
Central Office	0.00	99,032.00	0.00	0.00	99,032.00	0.00	0.00	0.00	0.00	0.00	0.00	0.00	0.00	0.00	0.00	0.00	99,032.00	0.00	0.00	0.00	0.00	0.00	0.00	99,032.00	0.00	0.00	0.00	99,032.00
Advice to Debit Account	0.00	479,190.07	0.00	0.00	479,190.07	0.00	0.00	0.00	0.00	0.00	0.00	0.00	0.00	0.00	0.00	0.00	479,190.07	0.00	0.00	0.00	0.00	0.00	0.00	479,190.07	0.00	0.00	0.00	479,190.07
National Capital Region (NCR)	0.00	240,307.70	0.00	0.00	240,307.70	0.00	0.00	0.00	0.00	0.00	0.00	0.00	0.00	0.00	0.00	0.00	240,307.70	0.00	0.00	0.00	0.00	0.00	0.00	240,307.70	0.00	0.00	0.00	240,307.70
Central Office	0.00	240,307.70	0.00	0.00	240,307.70	0.00	0.00	0.00	0.00	0.00	0.00	0.00	0.00	0.00	0.00	0.00	240,307.70	0.00	0.00	0.00	0.00	0.00	0.00	240,307.70	0.00	0.00	0.00	240,307.70
Region XI - Davao	0.00	238,882.37	0.00	0.00	238,882.37	0.00	0.00	0.00	0.00	0.00	0.00	0.00	0.00	0.00	0.00	0.00	238,882.37	0.00	0.00	0.00	0.00	0.00	0.00	238,882.37	0.00	0.00	0.00	238,882.37
Regional Office - XI	0.00	238,882.37	0.00	0.00	238,882.37	0.00	0.00	0.00	0.00	0.00	0.00	0.00	0.00	0.00	0.00	0.00	238,882.37	0.00	0.00	0.00	0.00	0.00	0.00	238,882.37	0.00	0.00	0.00	238,882.37
Notice of Transfer Allocations (NTA)	0.00	0.00	0.00	0.00	0.00	0.00	0.00	0.00	0.00	0.00	0.00	0.00	0.00	0.00	0.00	0.00	0.00	0.00	0.00	0.00	0.00	0.00	0.00	0.00	0.00	0.00	0.00	0.00
MDS Checks Issued	0.00	0.00	0.00	0.00	0.00	0.00	0.00	0.00	0.00	0.00	0.00	0.00	0.00	0.00	0.00	0.00	0.00	0.00	0.00	0.00	0.00	0.00	0.00	0.00	0.00	0.00	0.00	0.00
Advice to Debit Account	0.00	0.00	0.00	0.00	0.00	0.00	0.00	0.00	0.00	0.00	0.00	0.00	0.00	0.00	0.00	0.00	0.00	0.00	0.00	0.00	0.00	0.00	0.00	0.00	0.00	0.00	0.00	0.00
Working Fund for FAPs	0.00	0.00	0.00	0.00	0.00	0.00	0.00	0.00	0.00	0.00	0.00	0.00	0.00	0.00	0.00	0.00	0.00	0.00	0.00	0.00	0.00	0.00	0.00	0.00	0.00	0.00	0.00	0.00
Cash Disbursement Ceiling (CDC)	0.00	0.00	0.00	0.00	0.00	0.00	0.00	0.00	0.00	0.00	0.00	0.00	0.00	0.00	0.00	0.00	0.00	0.00	0.00	0.00	0.00	0.00	0.00	0.00	0.00	0.00	0.00	0.00
TOTAL CASH DISBURSEMENTS	0.00	578,222.07	0.00	0.00	578,222.07	0.00	0.00	0.00	0.00	0.00	0.00	0.00	0.00	0.00	0.00	0.00	578,222.07	0.00	0.00	0.00	0.00	0.00	0.00	0.00	578,222.07	0.00	0.00	578,222.07
NON-CASH DISBURSEMENTS	0.00	12,472.53	0.00	0.00	12,472.53	0.00	0.00	0.00	0.00	0.00	0.00	0.00	0.00	0.00	0.00	0.00	12,472.53	0.00	0.00	0.00	0.00	0.00	0.00	0.00	12,472.53	0.00	0.00	12,472.53
Tax Remittance Advices Issued (TRA)	0.00	12,197.13	0.00	0.00	12,197.13	0.00	0.00	0.00	0.00	0.00	0.00	0.00	0.00	0.00	0.00	0.00	12,197.13	0.00	0.00	0.00	0.00	0.00	0.00	0.00	12,197.13	0.00	0.00	12,197.13
Region XI - Davao	0.00	12,197.13	0.00	0.00	12,197.13	0.00	0.00	0.00	0.00	0.00	0.00	0.00	0.00	0.00	0.00	0.00	12,197.13	0.00	0.00	0.00	0.00	0.00	0.00	0.00	12,197.13	0.00	0.00	12,197.13
Regional Office - XI	0.00	12,197.13	0.00	0.00	12,197.13	0.00	0.00	0.00	0.00	0.00	0.00	0.00	0.00	0.00	0.00	0.00	12,197.13	0.00	0.00	0.00	0.00	0.00	0.00	0.00	12,197.13	0.00	0.00	12,197.13
Non-Cash Availment Authority (NCAA)	0.00	0.00	0.00	0.00	0.00	0.00	0.00	0.00	0.00	0.00	0.00	0.00	0.00	0.00	0.00	0.00	0.00	0.00	0.00	0.00	0.00	0.00	0.00	0.00	0.00	0.00	0.00	0.00
Disbursements effected through outright deductions from claims (please specify...)	0.00	275.40	0.00	0.00	275.40	0.00	0.00	0.00	0.00	0.00	0.00	0.00	0.00	0.00	0.00	0.00	275.40	0.00	0.00	0.00	0.00	0.00	0.00	0.00	275.40	0.00	0.00	275.40
Overpayment of expenses(e.g. personnel benefits)	0.00	0.00	0.00	0.00	0.00	0.00	0.00	0.00	0.00	0.00	0.00	0.00	0.00	0.00	0.00	0.00	0.00	0.00	0.00	0.00	0.00	0.00	0.00	0.00	0.00	0.00	0.00	0.00
Restitution for loss of government property	0.00	0.00	0.00	0.00	0.00	0.00	0.00	0.00	0.00	0.00	0.00	0.00	0.00	0.00	0.00	0.00	0.00	0.00	0.00	0.00	0.00	0.00	0.00	0.00	0.00	0.00	0.00	0.00
Liquidated damages and similar claims	0.00	275.40	0.00	0.00	275.40	0.00	0.00	0.00	0.00	0.00	0.00	0.00	0.00	0.00	0.00	0.00	275.40	0.00	0.00	0.00	0.00	0.00	0.00	0.00	275.40	0.00	0.00	275.40
National Capital Region (NCR)	0.00	275.40	0.00	0.00	275.40	0.00	0.00	0.00	0.00	0.00	0.00	0.00	0.00	0.00	0.00	0.00	275.40	0.00	0.00	0.00	0.00	0.00	0.00	0.00	275.40	0.00	0.00	275.40
Central Office	0.00	275.40	0.00	0.00	275.40	0.00	0.00	0.00	0.00	0.00	0.00	0.00	0.00	0.00	0.00	0.00	275.40	0.00	0.00	0.00	0.00	0.00	0.00	0.00	275.40	0.00	0.00	275.40
Others(TEF, BTr-Documentary Stamp Tax, etc.)	0.00	0.00	0.00	0.00	0.00	0.00	0.00	0.00	0.00	0.00	0.00	0.00	0.00	0.00	0.00	0.00	0.00	0.00	0.00	0.00	0.00	0.00	0.00	0.00	0.00	0.00	0.00	0.00
TOTAL NON-CASH DISBURSEMENTS	0.00	12,472.53	0.00	0.00	12,472.53	0.00	0.00	0.00	0.00	0.00	0.00	0.00	0.00	0.00	0.00	0.00	12,472.53	0.00	0.00	0.00	0.00	0.00	0.00	0.00	12,472.53	0.00	0.00	12,472.53
GRAND TOTAL	0.00	590,694.60	0.00	0.00	590,694.60	0.00	0.00	0.00	0.00	0.00	0.00	0.00	0.00	0.00	0.00	0.00	590,694.60	0.00	0.00	0.00	0.00	0.00	0.00	0.00	590,694.60	0.00	0.00	590,694.60

SUMMARY

Particulars	Previous Report	This Month	As at Date
(1)	(2)	(3)	(4)
Total Disbursement Authorities Received	7,096,667.00	12,197.13	7,108,864.13
NCA	7,096,667.00	0.00	7,096,667.00
NTA	0.00	0.00	0.00
Working Fund	0.00	0.00	0.00
TRA	0.00	12,197.13	12,197.13
CDC	0.00	0.00	0.00
NCAA	0.00	0.00	0.00
Less: Notice of Transfer of Allocations (NTA)* Issued	0.00	0.00	0.00
Total Disbursement Authorities Available	7,096,667.00	12,197.13	7,108,864.13
Less:	0.00	0.00	0.00
Lapsed NCA	0.00	0.00	0.00
Disbursements	5,377,152.59	590,694.60	5,967,847.19
Less: Other Non-Cash Disbursements	0.00	275.40	275.40
Disbursements effected through outright deductions from claims	0.00	275.40	275.40
Overpayment of expenses(e.g. personnel benefits)	0.00	0.00	0.00
Restitution for loss of government property	0.00	0.00	0.00
Liquidated damages and similar claims	0.00	275.40	275.40
Others (e.g. TEF, BTr, Docs Stamp, etc.)	0.00	0.00	0.00
Add/Less: Adjustments (e.g. cancelled/staled checks)	0.00	0.00	0.00
Balance of Disbursement Authorities as at date	1,719,514.41	(578,222.07)	1,141,292.34
Total Disbursements Program	7,096,667.00	12,197.13	7,108,864.13
Less: *Actual Disbursements	5,377,152.59	590,419.20	5,967,571.79
(Over)/Under spending	1,719,514.41	(578,222.07)	1,141,292.34

Notes: \* The use of NTA is discouraged  
 Notes: \*\* Amounts should tally with the grand total disbursement (column 27).