

MONTHLY REPORT OF DISBURSEMENTS  
For the month of January 2024

Department : Department of Environment and Natural Resources (DENR)  
 Agency/Entity : Mines and Geosciences Bureau  
 Region : ALL  
 Division : ALL  
 Operating Unit : ALL  
 Fund Cluster : 01 - Regular Agency Fund  
 (e.g. UACS Fund Cluster: 01-Regular Agency Fund, 02-Foreign Assisted Projects Fund, 03-Special Account-Locally Funded/Domestic Grants Fund, etc.)

Particulars	Current Year Budget					Prior Year's Budget					Current Year's Accounts Payable					TOTAL	SUB-TOTAL	Trust Liabilities				Grand Total					Remarks	
	PS	MOOE	FinEx	CO	TOTAL	PS	MOOE	FinEx	CO	Sub-Total	PS	MOOE	FinEx	CO	Sub-Total			PS	MOOE	CO	TOTAL	PS	MOOE	FinEx	CO	TOTAL		
	1	2	3	4	5	6=(2+3+4+5)	7	8	9	10	11=(7+8+9+10)	12	13	14	15			16=(12+13+14+15)	17=(11+16)	18=(6+17)	19	20	21	22=(19+20+21)	23	24		25
CASH DISBURSEMENTS	38,444,095.74	10,608,666.68	0.00	0.00	49,052,762.42	2,205,159.75	2,576,522.16	0.00	0.00	4,781,681.91	0.00	0.00	0.00	0.00	0.00	4,781,681.91	53,834,444.33	0.00	0.00	0.00	0.00	40,649,255.49	13,185,188.84	0.00	0.00	53,834,444.33		
Notice of Cash Allocation (NCA)	38,444,095.74	10,608,666.68	0.00	0.00	49,052,762.42	2,205,159.75	2,576,522.16	0.00	0.00	4,781,681.91	0.00	0.00	0.00	0.00	0.00	4,781,681.91	53,834,444.33	0.00	0.00	0.00	0.00	40,649,255.49	13,185,188.84	0.00	0.00	53,834,444.33		
MDS Checks Issued	4,729,124.16	3,253,419.91	0.00	0.00	7,982,544.07	1,282,180.13	1,336,028.11	0.00	0.00	2,618,208.24	0.00	0.00	0.00	0.00	0.00	2,618,208.24	10,600,752.31	0.00	0.00	0.00	0.00	6,011,304.29	4,589,448.02	0.00	0.00	10,600,752.31		
Advice to Debit Account	33,714,971.58	7,355,246.77	0.00	0.00	41,070,218.35	922,979.62	1,240,494.05	0.00	0.00	2,163,473.67	0.00	0.00	0.00	0.00	0.00	2,163,473.67	43,233,692.02	0.00	0.00	0.00	0.00	34,637,951.20	8,595,740.82	0.00	0.00	43,233,692.02		
Notice of Transfer Allocations (NTA)	0.00	0.00	0.00	0.00	0.00	0.00	0.00	0.00	0.00	0.00	0.00	0.00	0.00	0.00	0.00	0.00	0.00	0.00	0.00	0.00	0.00	0.00	0.00	0.00	0.00	0.00	0.00	
MDS Checks Issued	0.00	0.00	0.00	0.00	0.00	0.00	0.00	0.00	0.00	0.00	0.00	0.00	0.00	0.00	0.00	0.00	0.00	0.00	0.00	0.00	0.00	0.00	0.00	0.00	0.00	0.00	0.00	
Advice to Debit Account	0.00	0.00	0.00	0.00	0.00	0.00	0.00	0.00	0.00	0.00	0.00	0.00	0.00	0.00	0.00	0.00	0.00	0.00	0.00	0.00	0.00	0.00	0.00	0.00	0.00	0.00	0.00	
Working Fund for FAPs	0.00	0.00	0.00	0.00	0.00	0.00	0.00	0.00	0.00	0.00	0.00	0.00	0.00	0.00	0.00	0.00	0.00	0.00	0.00	0.00	0.00	0.00	0.00	0.00	0.00	0.00	0.00	
Cash Disbursement Ceiling (CDC)	0.00	0.00	0.00	0.00	0.00	0.00	0.00	0.00	0.00	0.00	0.00	0.00	0.00	0.00	0.00	0.00	0.00	0.00	0.00	0.00	0.00	0.00	0.00	0.00	0.00	0.00	0.00	
TOTAL CASH DISBURSEMENTS	38,444,095.74	10,608,666.68	0.00	0.00	49,052,762.42	2,205,159.75	2,576,522.16	0.00	0.00	4,781,681.91	0.00	0.00	0.00	0.00	0.00	4,781,681.91	53,834,444.33	0.00	0.00	0.00	0.00	40,649,255.49	13,185,188.84	0.00	0.00	53,834,444.33		
NON-CASH DISBURSEMENTS	4,358,263.97	208,580.44	0.00	0.00	4,566,844.41	0.00	109,074.53	0.00	0.00	109,074.53	0.00	0.00	0.00	0.00	0.00	109,074.53	4,675,918.94	0.00	0.00	0.00	0.00	4,358,263.97	317,654.97	0.00	0.00	4,675,918.94		
Tax Remittance Advices Issued (TRA)	4,358,263.97	208,580.44	0.00	0.00	4,566,844.41	0.00	109,074.53	0.00	0.00	109,074.53	0.00	0.00	0.00	0.00	0.00	109,074.53	4,675,918.94	0.00	0.00	0.00	0.00	4,358,263.97	317,654.97	0.00	0.00	4,675,918.94		
Non-Cash Availment Authority (NCAA)	0.00	0.00	0.00	0.00	0.00	0.00	0.00	0.00	0.00	0.00	0.00	0.00	0.00	0.00	0.00	0.00	0.00	0.00	0.00	0.00	0.00	0.00	0.00	0.00	0.00	0.00	0.00	
Disbursements effected through outright deductions from claims (please specify...)	0.00	0.00	0.00	0.00	0.00	0.00	0.00	0.00	0.00	0.00	0.00	0.00	0.00	0.00	0.00	0.00	0.00	0.00	0.00	0.00	0.00	0.00	0.00	0.00	0.00	0.00	0.00	
Overpayment of expenses(e.g. personnel benefits)	0.00	0.00	0.00	0.00	0.00	0.00	0.00	0.00	0.00	0.00	0.00	0.00	0.00	0.00	0.00	0.00	0.00	0.00	0.00	0.00	0.00	0.00	0.00	0.00	0.00	0.00	0.00	
Restitution for loss of government property	0.00	0.00	0.00	0.00	0.00	0.00	0.00	0.00	0.00	0.00	0.00	0.00	0.00	0.00	0.00	0.00	0.00	0.00	0.00	0.00	0.00	0.00	0.00	0.00	0.00	0.00	0.00	
Liquidated damages and similar claims	0.00	0.00	0.00	0.00	0.00	0.00	0.00	0.00	0.00	0.00	0.00	0.00	0.00	0.00	0.00	0.00	0.00	0.00	0.00	0.00	0.00	0.00	0.00	0.00	0.00	0.00	0.00	
Others(TEF, BTr-Documentary Stamp Tax, etc.)	0.00	0.00	0.00	0.00	0.00	0.00	0.00	0.00	0.00	0.00	0.00	0.00	0.00	0.00	0.00	0.00	0.00	0.00	0.00	0.00	0.00	0.00	0.00	0.00	0.00	0.00	0.00	
TOTAL NON-CASH DISBURSEMENTS	4,358,263.97	208,580.44	0.00	0.00	4,566,844.41	0.00	109,074.53	0.00	0.00	109,074.53	0.00	0.00	0.00	0.00	0.00	109,074.53	4,675,918.94	0.00	0.00	0.00	0.00	4,358,263.97	317,654.97	0.00	0.00	4,675,918.94		
GRAND TOTAL	42,802,359.71	10,817,247.12	0.00	0.00	53,619,606.83	2,205,159.75	2,685,596.69	0.00	0.00	4,890,756.44	0.00	0.00	0.00	0.00	0.00	4,890,756.44	58,510,363.27	0.00	0.00	0.00	0.00	45,007,519.46	13,502,843.81	0.00	0.00	58,510,363.27		

Particulars	Previous Report (2)	This Month (3)	As at Date (4)
Total Disbursement Authorities Received	0.00	84,734,518.54	84,734,518.54
NCA	0.00	78,638,000.00	78,638,000.00
NTA	0.00	1,420,599.60	1,420,599.60
Working Fund	0.00	0.00	0.00
TRA	0.00	4,675,918.94	4,675,918.94
CDC	0.00	0.00	0.00
NCAA	0.00	0.00	0.00
Less: Notice of Transfer of Allocations (NTA)* issued	0.00	1,420,599.60	1,420,599.60
Total Disbursement Authorities Available	0.00	83,313,918.94	83,313,918.94
Less:	0.00	0.00	0.00
Lapsed NCA	0.00	0.00	0.00
Disbursements	0.00	58,510,363.27	58,510,363.27
Less: Other Non-Cash Disbursements	0.00	0.00	0.00
Disbursements effected through outright deductions from claims	0.00	0.00	0.00
Overpayment of expenses(e.g. personnel benefits)	0.00	0.00	0.00
Restitution for loss of government property	0.00	0.00	0.00
Liquidated damages and similar claims	0.00	0.00	0.00
Others (e.g. TEF, BTr, Docs Stamp, etc.)	0.00	0.00	0.00
Add/Less: Adjustments (e.g. cancelled/staled checks)	0.00	0.00	0.00
Balance of Disbursement Authorities as at date	0.00	24,803,555.67	24,803,555.67
Total Disbursements Program	0.00	83,313,918.94	83,313,918.94
Less: *Actual Disbursements (Over)/Under spending	0.00	58,510,363.27	58,510,363.27
	0.00	24,803,555.67	24,803,555.67

Notes: \* The use of NTA is discouraged  
 Notes: \*\* Amounts should tally with the grand total disbursement (column 27).

Certified Correct:

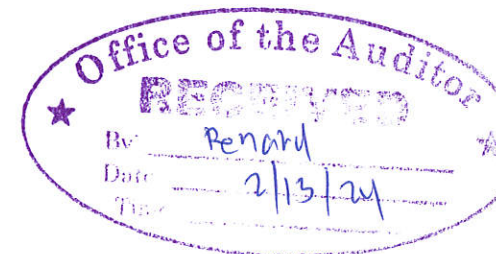
*Shanyale G. Dimasilo*  
 SHANYALE G. DIMASILO  
 Chief, Accounting Section

Recommending Approval:

*Glوريا D. Mendoza*  
 GLORIA D. MENDOZA  
 Chief, Financial and Management Division


Approved by:

*Daniilo U. Uykieng*  
 ATTY. DANILO U. UYKIENG  
 OIC, Director



MONTHLY REPORT OF DISBURSEMENTS  
For the month of January 2024

FAR No. 4




Department : Department of Environment and Natural Resources (DENR)  
 Agency/Entity : Mines and Geosciences Bureau  
 Region : ALL  
 Division : ALL  
 Operating Unit : ALL  
 Fund Cluster : 01 - Regular Agency Fund  
 (e.g. UACS Fund Cluster: 01-Regular Agency Fund, 02-Foreign Assisted Projects Fund, 03-Special Account-Locally Funded/Domestic Grants Fund, etc.)

Particulars	Current Year Budget					Prior Year's Budget											Trust Liabilities				Grand Total					Remarks	
	PS	MOOE	FinEx	CO	TOTAL	Prior Year's Accounts Payable					Current Year's Accounts Payable						PS	MOOE	CO	TOTAL	PS	MOOE	FinEx	CO	TOTAL		
						PS	MOOE	FinEx	CO	Sub-Total	PS	MOOE	FinEx	CO	Sub-Total	TOTAL											SUB-TOTAL
1	2	3	4	5	6=(2+3+4+5)	7	8	9	10	11=(7+8+9+10)	12	13	14	15	16=(12+13+14+15)	17=(11+16)	18=(6+17)	19	20	21	22=(19+20+21)	23	24	25	26	27=(23+24+25+26)	28
CASH DISBURSEMENTS	38,444,095.74	10,608,666.68	0.00	0.00	49,052,762.42	2,205,159.75	2,576,522.16	0.00	0.00	4,781,681.91	0.00	0.00	0.00	0.00	0.00	4,781,681.91	53,834,444.33	0.00	0.00	0.00	0.00	40,649,255.49	13,185,188.84	0.00	0.00	53,834,444.33	
Notice of Cash Allocation (NCA)	38,444,095.74	10,608,666.68	0.00	0.00	49,052,762.42	2,205,159.75	2,576,522.16	0.00	0.00	4,781,681.91	0.00	0.00	0.00	0.00	0.00	4,781,681.91	53,834,444.33	0.00	0.00	0.00	0.00	40,649,255.49	13,185,188.84	0.00	0.00	53,834,444.33	
MDS Checks Issued	4,729,124.16	3,253,419.91	0.00	0.00	7,982,544.07	1,282,180.13	1,336,028.11	0.00	0.00	2,618,208.24	0.00	0.00	0.00	0.00	0.00	2,618,208.24	10,600,752.31	0.00	0.00	0.00	0.00	6,011,304.29	4,589,448.02	0.00	0.00	10,600,752.31	
National Capital Region (NCR)	0.00	744,223.04	0.00	0.00	744,223.04	225,264.44	909,541.42	0.00	0.00	1,134,805.86	0.00	0.00	0.00	0.00	0.00	1,134,805.86	1,879,028.90	0.00	0.00	0.00	0.00	225,264.44	1,653,764.46	0.00	0.00	1,879,028.90	
Central Office	0.00	744,223.04	0.00	0.00	744,223.04	225,264.44	909,541.42	0.00	0.00	1,134,805.86	0.00	0.00	0.00	0.00	0.00	1,134,805.86	1,879,028.90	0.00	0.00	0.00	0.00	225,264.44	1,653,764.46	0.00	0.00	1,879,028.90	
Region I - Ilocos	141,811.53	355,614.46	0.00	0.00	497,425.99	37,178.19	10,985.40	0.00	0.00	48,163.59	0.00	0.00	0.00	0.00	0.00	48,163.59	545,589.58	0.00	0.00	0.00	0.00	178,989.72	366,599.86	0.00	0.00	545,589.58	
Regional Office - I	141,811.53	355,614.46	0.00	0.00	497,425.99	37,178.19	10,985.40	0.00	0.00	48,163.59	0.00	0.00	0.00	0.00	0.00	48,163.59	545,589.58	0.00	0.00	0.00	0.00	178,989.72	366,599.86	0.00	0.00	545,589.58	
Cordillera Administrative Region (CAR)	234,306.00	236,468.97	0.00	0.00	470,774.97	0.00	0.00	0.00	0.00	0.00	0.00	0.00	0.00	0.00	0.00	0.00	470,774.97	0.00	0.00	0.00	0.00	234,306.00	236,468.97	0.00	0.00	470,774.97	
Regional Office - CAR	234,306.00	236,468.97	0.00	0.00	470,774.97	0.00	0.00	0.00	0.00	0.00	0.00	0.00	0.00	0.00	0.00	0.00	470,774.97	0.00	0.00	0.00	0.00	234,306.00	236,468.97	0.00	0.00	470,774.97	
Region II - Cagayan Valley	0.00	127,536.72	0.00	0.00	127,536.72	801,993.23	230,490.00	0.00	0.00	1,032,483.23	0.00	0.00	0.00	0.00	0.00	1,032,483.23	1,160,019.95	0.00	0.00	0.00	0.00	801,993.23	358,026.72	0.00	0.00	1,160,019.95	
Regional Office - II	0.00	127,536.72	0.00	0.00	127,536.72	801,993.23	230,490.00	0.00	0.00	1,032,483.23	0.00	0.00	0.00	0.00	0.00	1,032,483.23	1,160,019.95	0.00	0.00	0.00	0.00	801,993.23	358,026.72	0.00	0.00	1,160,019.95	
Region III - Central Luzon	156,904.15	139,084.00	0.00	0.00	295,988.15	0.00	32,496.00	0.00	0.00	32,496.00	0.00	0.00	0.00	0.00	0.00	32,496.00	328,484.15	0.00	0.00	0.00	0.00	156,904.15	171,580.00	0.00	0.00	328,484.15	
Regional Office - III	156,904.15	139,084.00	0.00	0.00	295,988.15	0.00	32,496.00	0.00	0.00	32,496.00	0.00	0.00	0.00	0.00	0.00	32,496.00	328,484.15	0.00	0.00	0.00	0.00	156,904.15	171,580.00	0.00	0.00	328,484.15	
Region IVA - CALABARZON	0.00	19,181.38	0.00	0.00	19,181.38	0.00	0.00	0.00	0.00	0.00	0.00	0.00	0.00	0.00	0.00	0.00	19,181.38	0.00	0.00	0.00	0.00	0.00	19,181.38	0.00	0.00	19,181.38	
Regional Office - IVA	0.00	19,181.38	0.00	0.00	19,181.38	0.00	0.00	0.00	0.00	0.00	0.00	0.00	0.00	0.00	0.00	0.00	19,181.38	0.00	0.00	0.00	0.00	0.00	19,181.38	0.00	0.00	19,181.38	
Region IVB - MIMAROPA	0.00	0.00	0.00	0.00	0.00	250.00	7,662.18	0.00	0.00	7,912.18	0.00	0.00	0.00	0.00	0.00	7,912.18	7,912.18	0.00	0.00	0.00	0.00	250.00	7,662.18	0.00	0.00	7,912.18	
Regional Office - IVB	0.00	0.00	0.00	0.00	0.00	250.00	7,662.18	0.00	0.00	7,912.18	0.00	0.00	0.00	0.00	0.00	7,912.18	7,912.18	0.00	0.00	0.00	0.00	250.00	7,662.18	0.00	0.00	7,912.18	
Region V - Bicol	51,388.80	7,395.40	0.00	0.00	58,784.20	0.00	0.00	0.00	0.00	0.00	0.00	0.00	0.00	0.00	0.00	0.00	58,784.20	0.00	0.00	0.00	0.00	51,388.80	7,395.40	0.00	0.00	58,784.20	
Regional Office - V	51,388.80	7,395.40	0.00	0.00	58,784.20	0.00	0.00	0.00	0.00	0.00	0.00	0.00	0.00	0.00	0.00	0.00	58,784.20	0.00	0.00	0.00	0.00	51,388.80	7,395.40	0.00	0.00	58,784.20	
Region VI - Western Visayas	729,159.63	241,671.77	0.00	0.00	970,831.40	0.00	0.00	0.00	0.00	0.00	0.00	0.00	0.00	0.00	0.00	0.00	970,831.40	0.00	0.00	0.00	0.00	729,159.63	241,671.77	0.00	0.00	970,831.40	
Regional Office - VI	729,159.63	241,671.77	0.00	0.00	970,831.40	0.00	0.00	0.00	0.00	0.00	0.00	0.00	0.00	0.00	0.00	0.00	970,831.40	0.00	0.00	0.00	0.00	729,159.63	241,671.77	0.00	0.00	970,831.40	
Region VII - Central Visayas	8,800.00	366,141.81	0.00	0.00	374,941.81	0.00	0.00	0.00	0.00	0.00	0.00	0.00	0.00	0.00	0.00	0.00	374,941.81	0.00	0.00	0.00	0.00	8,800.00	366,141.81	0.00	0.00	374,941.81	
Regional Office - VII	8,800.00	366,141.81	0.00	0.00	374,941.81	0.00	0.00	0.00	0.00	0.00	0.00	0.00	0.00	0.00	0.00	0.00	374,941.81	0.00	0.00	0.00	0.00	8,800.00	366,141.81	0.00	0.00	374,941.81	
Region VIII - Eastern Visayas	854,244.56	57,176.43	0.00	0.00	911,420.99	0.00	0.00	0.00	0.00	0.00	0.00	0.00	0.00	0.00	0.00	0.00	911,420.99	0.00	0.00	0.00	0.00	854,244.56	57,176.43	0.00	0.00	911,420.99	
Regional Office - VIII	854,244.56	57,176.43	0.00	0.00	911,420.99	0.00	0.00	0.00	0.00	0.00	0.00	0.00	0.00	0.00	0.00	0.00	911,420.99	0.00	0.00	0.00	0.00	854,244.56	57,176.43	0.00	0.00	911,420.99	
Region IX - Zamboanga Peninsula	2,125,949.77	737,276.86	0.00	0.00	2,863,226.63	0.00	5,410.32	0.00	0.00	5,410.32	0.00	0.00	0.00	0.00	0.00	5,410.32	2,868,636.95	0.00	0.00	0.00	0.00	2,125,949.77	742,687.18	0.00	0.00	2,868,636.95	
Regional Office - IX	2,125,949.77	737,276.86	0.00	0.00	2,863,226.63	0.00	5,410.32	0.00	0.00	5,410.32	0.00	0.00	0.00	0.00	0.00	5,410.32	2,868,636.95	0.00	0.00	0.00	0.00	2,125,949.77	742,687.18	0.00	0.00	2,868,636.95	
Region X - Northern Mindanao	0.00	7,094.56	0.00	0.00	7,094.56	0.00	0.00	0.00	0.00	0.00	0.00	0.00	0.00	0.00	0.00	0.00	7,094.56	0.00	0.00	0.00	0.00	0.00	7,094.56	0.00	0.00	7,094.56	
Regional Office - X	0.00	7,094.56	0.00	0.00	7,094.56	0.00	0.00	0.00	0.00	0.00	0.00	0.00	0.00	0.00	0.00	0.00	7,094.56	0.00	0.00	0.00	0.00	0.00	7,094.56	0.00	0.00	7,094.56	
Region XI - Davao	0.00	63,370.52	0.00	0.00	63,370.52	0.00	0.00	0.00	0.00	0.00	0.00	0.00	0.00	0.00	0.00	0.00	63,370.52	0.00	0.00	0.00	0.00	0.00	63,370.52	0.00	0.00	63,370.52	
Regional Office - XI	0.00	63,370.52	0.00	0.00	63,370.52	0.00	0.00	0.00	0.00	0.00	0.00	0.00	0.00	0.00	0.00	0.00	63,370.52	0.00	0.00	0.00	0.00	0.00	63,370.52	0.00	0.00	63,370.52	
Region XII - SOCCSKSARGEN	47,350.00	151,183.99	0.00	0.00	198,533.99	0.00	5,484.38	0.00	0.00	5,484.38	0.00	0.00	0.00	0.00	0.00	5,484.38	204,018.37	0.00	0.00	0.00	0.00	47,350.00	156,668.37	0.00	0.00	204,018.37	
Regional Office - XII	47,350.00	151,183.99	0.00	0.00	198,533.99	0.00	5,484.38	0.00	0.00	5,484.38	0.00	0.00	0.00	0.00	0.00	5,484.38	204,018.37	0.00	0.00	0.00	0.00	47,350.00	156,668.37	0.00	0.00	204,018.37	
Region XIII - CARAGA	379,209.72	0.00	0.00	0.00	379,209.72	217,494.27	133,958.41	0.00	0.00	351,452.68	0.00	0.00	0.00	0.00	0.00	351,452.68	730,662.40	0.00	0.00	0.00	0.00	596,703.99	133,958.41	0.00	0.00	730,662.40	
Regional Office - XIII	379,209.72	0.00	0.00	0.00	379,209.72	217																					


Particulars	Current Year Budget					Prior Year's Budget										Trust Liabilities				Grand Total					Remarks		
	PS	MOOE	FinEx	CO	TOTAL	Prior Year's Accounts Payable					Current Year's Accounts Payable					TOTAL	SUB-TOTAL	PS	MOOE	CO	TOTAL	PS	MOOE	FinEx		CO	TOTAL
						PS	MOOE	FinEx	CO	Sub-Total	PS	MOOE	FinEx	CO	Sub-Total												
1	2	3	4	5	6=(2+3+4+5)	7	8	9	10	11=(7+8+9+10)	12	13	14	15	16=(12+13+14+15)	17=(11+16)	18=(6+17)	19	20	21	22=(19+20+21)	23	24	25	26	27=(23+24+25+26)	28
Region V - Bicol	209,907.64	1,785.22	0.00	0.00	211,692.86	0.00	5,648.99	0.00	0.00	5,648.99	0.00	0.00	0.00	0.00	0.00	5,648.99	217,341.85	0.00	0.00	0.00	0.00	209,907.64	7,434.21	0.00	0.00	217,341.85	
Regional Office - V	209,907.64	1,785.22	0.00	0.00	211,692.86	0.00	5,648.99	0.00	0.00	5,648.99	0.00	0.00	0.00	0.00	0.00	5,648.99	217,341.85	0.00	0.00	0.00	0.00	209,907.64	7,434.21	0.00	0.00	217,341.85	
Region VI - Western Visayas	210,006.36	12,482.56	0.00	0.00	222,488.92	0.00	0.00	0.00	0.00	0.00	0.00	0.00	0.00	0.00	0.00	0.00	222,488.92	0.00	0.00	0.00	0.00	210,006.36	12,482.56	0.00	0.00	222,488.92	
Regional Office - VI	210,006.36	12,482.56	0.00	0.00	222,488.92	0.00	0.00	0.00	0.00	0.00	0.00	0.00	0.00	0.00	0.00	0.00	222,488.92	0.00	0.00	0.00	0.00	210,006.36	12,482.56	0.00	0.00	222,488.92	
Region VII - Central Visayas	288,661.02	27,692.36	0.00	0.00	316,353.38	0.00	0.00	0.00	0.00	0.00	0.00	0.00	0.00	0.00	0.00	0.00	316,353.38	0.00	0.00	0.00	0.00	288,661.02	27,692.36	0.00	0.00	316,353.38	
Regional Office - VII	288,661.02	27,692.36	0.00	0.00	316,353.38	0.00	0.00	0.00	0.00	0.00	0.00	0.00	0.00	0.00	0.00	0.00	316,353.38	0.00	0.00	0.00	0.00	288,661.02	27,692.36	0.00	0.00	316,353.38	
Region VIII - Eastern Visayas	188,391.69	538.59	0.00	0.00	188,930.28	0.00	0.00	0.00	0.00	0.00	0.00	0.00	0.00	0.00	0.00	0.00	188,930.28	0.00	0.00	0.00	0.00	188,391.69	538.59	0.00	0.00	188,930.28	
Regional Office - VIII	188,391.69	538.59	0.00	0.00	188,930.28	0.00	0.00	0.00	0.00	0.00	0.00	0.00	0.00	0.00	0.00	0.00	188,930.28	0.00	0.00	0.00	0.00	188,391.69	538.59	0.00	0.00	188,930.28	
Region IX - Zamboanga Peninsula	190,675.61	14,659.10	0.00	0.00	205,334.71	0.00	0.00	0.00	0.00	0.00	0.00	0.00	0.00	0.00	0.00	0.00	205,334.71	0.00	0.00	0.00	0.00	190,675.61	14,659.10	0.00	0.00	205,334.71	
Regional Office - IX	190,675.61	14,659.10	0.00	0.00	205,334.71	0.00	0.00	0.00	0.00	0.00	0.00	0.00	0.00	0.00	0.00	0.00	205,334.71	0.00	0.00	0.00	0.00	190,675.61	14,659.10	0.00	0.00	205,334.71	
Region X - Northern Mindanao	259,931.21	6,758.17	0.00	0.00	266,689.38	0.00	0.00	0.00	0.00	0.00	0.00	0.00	0.00	0.00	0.00	0.00	266,689.38	0.00	0.00	0.00	0.00	259,931.21	6,758.17	0.00	0.00	266,689.38	
Regional Office - X	259,931.21	6,758.17	0.00	0.00	266,689.38	0.00	0.00	0.00	0.00	0.00	0.00	0.00	0.00	0.00	0.00	0.00	266,689.38	0.00	0.00	0.00	0.00	259,931.21	6,758.17	0.00	0.00	266,689.38	
Region XI - Davao	199,556.04	5,828.86	0.00	0.00	205,384.90	0.00	0.00	0.00	0.00	0.00	0.00	0.00	0.00	0.00	0.00	0.00	205,384.90	0.00	0.00	0.00	0.00	199,556.04	5,828.86	0.00	0.00	205,384.90	
Regional Office - XI	199,556.04	5,828.86	0.00	0.00	205,384.90	0.00	0.00	0.00	0.00	0.00	0.00	0.00	0.00	0.00	0.00	0.00	205,384.90	0.00	0.00	0.00	0.00	199,556.04	5,828.86	0.00	0.00	205,384.90	
Region XII - SOCCSKSARGEN	218,161.01	21,256.84	0.00	0.00	239,417.85	0.00	19,987.18	0.00	0.00	19,987.18	0.00	0.00	0.00	0.00	0.00	19,987.18	259,405.03	0.00	0.00	0.00	0.00	218,161.01	41,244.02	0.00	0.00	259,405.03	
Regional Office - XII	218,161.01	21,256.84	0.00	0.00	239,417.85	0.00	19,987.18	0.00	0.00	19,987.18	0.00	0.00	0.00	0.00	0.00	19,987.18	259,405.03	0.00	0.00	0.00	0.00	218,161.01	41,244.02	0.00	0.00	259,405.03	
Region XIII - CARAGA	230,449.55	28,522.47	0.00	0.00	258,972.02	0.00	3,056.70	0.00	0.00	3,056.70	0.00	0.00	0.00	0.00	0.00	3,056.70	262,028.72	0.00	0.00	0.00	0.00	230,449.55	31,579.17	0.00	0.00	262,028.72	
Regional Office - XIII	230,449.55	28,522.47	0.00	0.00	258,972.02	0.00	3,056.70	0.00	0.00	3,056.70	0.00	0.00	0.00	0.00	0.00	3,056.70	262,028.72	0.00	0.00	0.00	0.00	230,449.55	31,579.17	0.00	0.00	262,028.72	
TOTAL NON-CASH DISBURSEMENTS	4,358,263.97	208,580.44	0.00	0.00	4,566,844.41	0.00	109,074.53	0.00	0.00	109,074.53	0.00	0.00	0.00	0.00	0.00	109,074.53	4,675,918.94	0.00	0.00	0.00	0.00	4,358,263.97	317,654.97	0.00	0.00	4,675,918.94	
GRAND TOTAL	42,802,359.71	10,817,247.12	0.00	0.00	53,619,606.83	2,205,159.75	2,685,596.69	0.00	0.00	4,890,756.44	0.00	0.00	0.00	0.00	0.00	4,890,756.44	58,510,363.27	0.00	0.00	0.00	0.00	45,007,519.46	13,502,843.81	0.00	0.00	58,510,363.27	

Particulars	Previous Report	This Month	As at Date
(1)	(2)	(3)	(4)
Total Disbursement Authorities Received	0.00	84,734,518.54	84,734,518.54
NCA	0.00	78,638,000.00	78,638,000.00
NTA	0.00	1,420,599.60	1,420,599.60
Working Fund	0.00	0.00	0.00
TRA	0.00	4,675,918.94	4,675,918.94
CDC	0.00	0.00	0.00
NCAA	0.00	0.00	0.00
Less: Notice of Transfer of Allocations (NTA)* issued	0.00	1,420,599.60	1,420,599.60
Total Disbursement Authorities Available	0.00	83,313,918.94	83,313,918.94
Less:	0.00	0.00	0.00
Lapsed NCA	0.00	0.00	0.00
Disbursements	0.00	58,510,363.27	58,510,363.27
Less: Other Non-Cash Disbursements	0.00	0.00	0.00
Disbursements effected through outright deductions from claims	0.00	0.00	0.00
Overpayment of expenses(e.g. personnel benefits)	0.00	0.00	0.00
Restitution for loss of government property	0.00	0.00	0.00
Liquidated damages and similar claims	0.00	0.00	0.00
Others (e.g. TEF, BTr, Docs Stamp, etc.)	0.00	0.00	0.00
Add/Less: Adjustments (e.g. cancelled/staled checks)	0.00	0.00	0.00
Balance of Disbursement Authorities as at date	0.00	24,803,555.67	24,803,555.67
Total Disbursements Program	0.00	83,313,918.94	83,313,918.94
Less: *Actual Disbursements	0.00	58,510,363.27	58,510,363.27
(Over)/Under spending	0.00	24,803,555.67	24,803,555.67

Notes: \* The use of NTA is discouraged  
Notes: \*\* Amounts should tally with the grand total disbursement (column 27).

Certified Correct:  
  
SHAWY LALE G. DIONISIO  
Chief, Accounting Section

Recommending Approval:  
  
GLORIA D. MENDOZA  
Chief, Financial and Management Division

Approved by:  
  
ATTY. DANILO U. UYKIENG  
OIC, Director

MONTHLY REPORT OF DISBURSEMENTS  
For the month of January 2024

Department : Department of Environment and Natural Resources (DENR)  
 Agency/Entity : Mines and Geosciences Bureau  
 Region : ALL  
 Division : ALL  
 Operating Unit : ALL  
 Fund Cluster : 03 - Special Account - Locally Funded/Domestic Grants Fund  
 (e.g. UACS Fund Cluster: 01-Regular Agency Fund, 02-Foreign Assisted Projects Fund, 03-Special Account-Locally Funded/Domestic Grants Fund, etc.)

Particulars	Current Year Budget					Prior Year's Budget					SUB-TOTAL	Trust Liabilities				Grand Total					Remarks							
	PS	MOOE	FinEx	CO	TOTAL	Prior Year's Accounts Payable				Current Year's Accounts Payable				PS	MOOE	CO	TOTAL	PS	MOOE	FinEx		CO	TOTAL					
	2	3	4	5	6=(2+3+4+5)	7	8	9	10	11=(7+8+9+10)		12	13	14	15	16=(12+13+14+15)	17=(11+16)	18=(6+17)	19	20		21	22=(19+20+21)	23	24	25	26	27=(23+24+25+26)
CASH DISBURSEMENTS	0.00	0.00	0.00	0.00	0.00	0.00	0.00	0.00	0.00	0.00	0.00	0.00	0.00	0.00	0.00	0.00	0.00	0.00	0.00	0.00	0.00	0.00	0.00	0.00	0.00	0.00	0.00	0.00
Notice of Cash Allocation (NCA)	0.00	0.00	0.00	0.00	0.00	0.00	0.00	0.00	0.00	0.00	0.00	0.00	0.00	0.00	0.00	0.00	0.00	0.00	0.00	0.00	0.00	0.00	0.00	0.00	0.00	0.00	0.00	0.00
MDS Checks Issued	0.00	0.00	0.00	0.00	0.00	0.00	0.00	0.00	0.00	0.00	0.00	0.00	0.00	0.00	0.00	0.00	0.00	0.00	0.00	0.00	0.00	0.00	0.00	0.00	0.00	0.00	0.00	0.00
Advice to Debit Account	0.00	0.00	0.00	0.00	0.00	0.00	0.00	0.00	0.00	0.00	0.00	0.00	0.00	0.00	0.00	0.00	0.00	0.00	0.00	0.00	0.00	0.00	0.00	0.00	0.00	0.00	0.00	0.00
Notice of Transfer Allocations (NTA)	0.00	0.00	0.00	0.00	0.00	0.00	0.00	0.00	0.00	0.00	0.00	0.00	0.00	0.00	0.00	0.00	0.00	0.00	0.00	0.00	0.00	0.00	0.00	0.00	0.00	0.00	0.00	0.00
MDS Checks Issued	0.00	0.00	0.00	0.00	0.00	0.00	0.00	0.00	0.00	0.00	0.00	0.00	0.00	0.00	0.00	0.00	0.00	0.00	0.00	0.00	0.00	0.00	0.00	0.00	0.00	0.00	0.00	0.00
Advice to Debit Account	0.00	0.00	0.00	0.00	0.00	0.00	0.00	0.00	0.00	0.00	0.00	0.00	0.00	0.00	0.00	0.00	0.00	0.00	0.00	0.00	0.00	0.00	0.00	0.00	0.00	0.00	0.00	0.00
Working Fund for FAPs	0.00	0.00	0.00	0.00	0.00	0.00	0.00	0.00	0.00	0.00	0.00	0.00	0.00	0.00	0.00	0.00	0.00	0.00	0.00	0.00	0.00	0.00	0.00	0.00	0.00	0.00	0.00	0.00
Cash Disbursement Ceiling (CDC)	0.00	0.00	0.00	0.00	0.00	0.00	0.00	0.00	0.00	0.00	0.00	0.00	0.00	0.00	0.00	0.00	0.00	0.00	0.00	0.00	0.00	0.00	0.00	0.00	0.00	0.00	0.00	0.00
TOTAL CASH DISBURSEMENTS	0.00	0.00	0.00	0.00	0.00	0.00	0.00	0.00	0.00	0.00	0.00	0.00	0.00	0.00	0.00	0.00	0.00	0.00	0.00	0.00	0.00	0.00	0.00	0.00	0.00	0.00	0.00	0.00
NON-CASH DISBURSEMENTS	0.00	0.00	0.00	0.00	0.00	0.00	0.00	0.00	0.00	0.00	0.00	0.00	0.00	0.00	0.00	0.00	0.00	0.00	0.00	0.00	0.00	0.00	0.00	0.00	0.00	0.00	0.00	0.00
Tax Remittance Advices Issued (TRA)	0.00	0.00	0.00	0.00	0.00	0.00	0.00	0.00	0.00	0.00	0.00	0.00	0.00	0.00	0.00	0.00	0.00	0.00	0.00	0.00	0.00	0.00	0.00	0.00	0.00	0.00	0.00	0.00
Non-Cash Availment Authority (NCAA)	0.00	0.00	0.00	0.00	0.00	0.00	0.00	0.00	0.00	0.00	0.00	0.00	0.00	0.00	0.00	0.00	0.00	0.00	0.00	0.00	0.00	0.00	0.00	0.00	0.00	0.00	0.00	0.00
Disbursements effected through outright deductions from claims (please specify...)	0.00	0.00	0.00	0.00	0.00	0.00	0.00	0.00	0.00	0.00	0.00	0.00	0.00	0.00	0.00	0.00	0.00	0.00	0.00	0.00	0.00	0.00	0.00	0.00	0.00	0.00	0.00	0.00
Overpayment of expenses(e.g. personnel benefits)	0.00	0.00	0.00	0.00	0.00	0.00	0.00	0.00	0.00	0.00	0.00	0.00	0.00	0.00	0.00	0.00	0.00	0.00	0.00	0.00	0.00	0.00	0.00	0.00	0.00	0.00	0.00	0.00
Restitution for loss of government property	0.00	0.00	0.00	0.00	0.00	0.00	0.00	0.00	0.00	0.00	0.00	0.00	0.00	0.00	0.00	0.00	0.00	0.00	0.00	0.00	0.00	0.00	0.00	0.00	0.00	0.00	0.00	0.00
Liquidated damages and similar claims	0.00	0.00	0.00	0.00	0.00	0.00	0.00	0.00	0.00	0.00	0.00	0.00	0.00	0.00	0.00	0.00	0.00	0.00	0.00	0.00	0.00	0.00	0.00	0.00	0.00	0.00	0.00	0.00
Others(TEF, BTR-Documentary Stamp Tax, etc.)	0.00	0.00	0.00	0.00	0.00	0.00	0.00	0.00	0.00	0.00	0.00	0.00	0.00	0.00	0.00	0.00	0.00	0.00	0.00	0.00	0.00	0.00	0.00	0.00	0.00	0.00	0.00	0.00
TOTAL NON-CASH DISBURSEMENTS	0.00	0.00	0.00	0.00	0.00	0.00	0.00	0.00	0.00	0.00	0.00	0.00	0.00	0.00	0.00	0.00	0.00	0.00	0.00	0.00	0.00	0.00	0.00	0.00	0.00	0.00	0.00	0.00
GRAND TOTAL	0.00	0.00	0.00	0.00	0.00	0.00	0.00	0.00	0.00	0.00	0.00	0.00	0.00	0.00	0.00	0.00	0.00	0.00	0.00	0.00	0.00	0.00	0.00	0.00	0.00	0.00	0.00	0.00

Particulars	Previous Report	This Month	As at Date
(1)	(2)	(3)	(4)
Total Disbursement Authorities Received	0.00	0.00	0.00
NCA	0.00	0.00	0.00
NTA	0.00	0.00	0.00
Working Fund	0.00	0.00	0.00
TRA	0.00	0.00	0.00
CDC	0.00	0.00	0.00
NCAA	0.00	0.00	0.00
Less: Notice of Transfer of Allocations (NTA)* issued	0.00	0.00	0.00
Total Disbursement Authorities Available	0.00	0.00	0.00
Less:	0.00	0.00	0.00
Lapsed NCA	0.00	0.00	0.00
Disbursements	0.00	0.00	0.00
Less: Other Non-Cash Disbursements	0.00	0.00	0.00
Disbursements effected through outright deductions from claims	0.00	0.00	0.00
Overpayment of expenses(e.g. personnel benefits)	0.00	0.00	0.00
Restitution for loss of government property	0.00	0.00	0.00
Liquidated damages and similar claims	0.00	0.00	0.00
Others (e.g. TEF, BTR, Docs Stamp, etc.)	0.00	0.00	0.00
Add/Less: Adjustments (e.g. cancelled/staled checks)	0.00	0.00	0.00
Balance of Disbursement Authorities as at date	0.00	0.00	0.00
Total Disbursements Program	0.00	0.00	0.00
Less: *Actual Disbursements	0.00	0.00	0.00
(Over)/Under spending	0.00	0.00	0.00

Notes: \* The use of NTA is discouraged  
 Notes: \*\* Amounts should tally with the grand total disbursement (column 27).

Certified Correct:

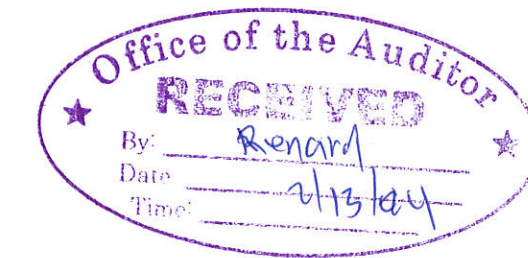
*Shanylale G. Dionisio*  
 SHANYLALÉ G. DIONISIO  
 Chief, Accounting Section

Recommending Approval:

*Gloria D. Mendoza*  
 GLORIA D. MENDOZA  
 Chief, Financial and Management Division

Approved by:

*Daniilo U. Uykieng*  
 ATTY. DANILO U. UYKIENG  
 OIC, Director




MONTHLY REPORT OF DISBURSEMENTS  
For the month of January 2024


Department : Department of Environment and Natural Resources (DENR)  
 Agency/Entity : Mines and Geosciences Bureau  
 Region : ALL  
 Division : ALL  
 Operating Unit : ALL  
 Fund Cluster : 03 - Special Account - Locally Funded/Domestic Grants Fund  
 (e.g. UACS Fund Cluster: 01-Regular Agency Fund, 02-Foreign Assisted Projects Fund, 03-Special Account-Locally Funded/Domestic Grants Fund, etc.)

Particulars	Current Year Budget					Prior Year's Budget					TOTAL	SUB-TOTAL	Trust Liabilities				Grand Total				Remarks							
	PS	MOOE	FinEx	CO	TOTAL	Prior Year's Accounts Payable							Current Year's Accounts Payable					PS	MOOE	CO		TOTAL	PS	MOOE	FinEx	CO	TOTAL	
	2	3	4	5	6=(2+3+4+5)	7	8	9	10	11=(7+8+9+10)			12	13	14	15	16=(12+13+14+15)	17=(11+16)	18=(6+17)	19		20	21	22=(19+20+21)	23	24	25	26
CASH DISBURSEMENTS	0.00	0.00	0.00	0.00	0.00	0.00	0.00	0.00	0.00	0.00	0.00	0.00	0.00	0.00	0.00	0.00	0.00	0.00	0.00	0.00	0.00	0.00	0.00	0.00	0.00	0.00	0.00	0.00
Notice of Cash Allocation (NCA)	0.00	0.00	0.00	0.00	0.00	0.00	0.00	0.00	0.00	0.00	0.00	0.00	0.00	0.00	0.00	0.00	0.00	0.00	0.00	0.00	0.00	0.00	0.00	0.00	0.00	0.00	0.00	0.00
MDS Checks Issued	0.00	0.00	0.00	0.00	0.00	0.00	0.00	0.00	0.00	0.00	0.00	0.00	0.00	0.00	0.00	0.00	0.00	0.00	0.00	0.00	0.00	0.00	0.00	0.00	0.00	0.00	0.00	0.00
Advice to Debit Account	0.00	0.00	0.00	0.00	0.00	0.00	0.00	0.00	0.00	0.00	0.00	0.00	0.00	0.00	0.00	0.00	0.00	0.00	0.00	0.00	0.00	0.00	0.00	0.00	0.00	0.00	0.00	0.00
Notice of Transfer Allocations (NTA)	0.00	0.00	0.00	0.00	0.00	0.00	0.00	0.00	0.00	0.00	0.00	0.00	0.00	0.00	0.00	0.00	0.00	0.00	0.00	0.00	0.00	0.00	0.00	0.00	0.00	0.00	0.00	0.00
MDS Checks Issued	0.00	0.00	0.00	0.00	0.00	0.00	0.00	0.00	0.00	0.00	0.00	0.00	0.00	0.00	0.00	0.00	0.00	0.00	0.00	0.00	0.00	0.00	0.00	0.00	0.00	0.00	0.00	0.00
Advice to Debit Account	0.00	0.00	0.00	0.00	0.00	0.00	0.00	0.00	0.00	0.00	0.00	0.00	0.00	0.00	0.00	0.00	0.00	0.00	0.00	0.00	0.00	0.00	0.00	0.00	0.00	0.00	0.00	0.00
Working Fund for FAPs	0.00	0.00	0.00	0.00	0.00	0.00	0.00	0.00	0.00	0.00	0.00	0.00	0.00	0.00	0.00	0.00	0.00	0.00	0.00	0.00	0.00	0.00	0.00	0.00	0.00	0.00	0.00	0.00
Cash Disbursement Ceiling (CDC)	0.00	0.00	0.00	0.00	0.00	0.00	0.00	0.00	0.00	0.00	0.00	0.00	0.00	0.00	0.00	0.00	0.00	0.00	0.00	0.00	0.00	0.00	0.00	0.00	0.00	0.00	0.00	0.00
TOTAL CASH DISBURSEMENTS	0.00	0.00	0.00	0.00	0.00	0.00	0.00	0.00	0.00	0.00	0.00	0.00	0.00	0.00	0.00	0.00	0.00	0.00	0.00	0.00	0.00	0.00	0.00	0.00	0.00	0.00	0.00	0.00
NON-CASH DISBURSEMENTS	0.00	0.00	0.00	0.00	0.00	0.00	0.00	0.00	0.00	0.00	0.00	0.00	0.00	0.00	0.00	0.00	0.00	0.00	0.00	0.00	0.00	0.00	0.00	0.00	0.00	0.00	0.00	0.00
Tax Remittance Advices Issued (TRA)	0.00	0.00	0.00	0.00	0.00	0.00	0.00	0.00	0.00	0.00	0.00	0.00	0.00	0.00	0.00	0.00	0.00	0.00	0.00	0.00	0.00	0.00	0.00	0.00	0.00	0.00	0.00	0.00
Non-Cash Availment Authority (NCAA)	0.00	0.00	0.00	0.00	0.00	0.00	0.00	0.00	0.00	0.00	0.00	0.00	0.00	0.00	0.00	0.00	0.00	0.00	0.00	0.00	0.00	0.00	0.00	0.00	0.00	0.00	0.00	0.00
Disbursements effected through outright deductions from claims (please specify...)	0.00	0.00	0.00	0.00	0.00	0.00	0.00	0.00	0.00	0.00	0.00	0.00	0.00	0.00	0.00	0.00	0.00	0.00	0.00	0.00	0.00	0.00	0.00	0.00	0.00	0.00	0.00	0.00
Overpayment of expenses(e.g. personnel benefits)	0.00	0.00	0.00	0.00	0.00	0.00	0.00	0.00	0.00	0.00	0.00	0.00	0.00	0.00	0.00	0.00	0.00	0.00	0.00	0.00	0.00	0.00	0.00	0.00	0.00	0.00	0.00	0.00
Restitution for loss of government property	0.00	0.00	0.00	0.00	0.00	0.00	0.00	0.00	0.00	0.00	0.00	0.00	0.00	0.00	0.00	0.00	0.00	0.00	0.00	0.00	0.00	0.00	0.00	0.00	0.00	0.00	0.00	0.00
Liquidated damages and similar claims	0.00	0.00	0.00	0.00	0.00	0.00	0.00	0.00	0.00	0.00	0.00	0.00	0.00	0.00	0.00	0.00	0.00	0.00	0.00	0.00	0.00	0.00	0.00	0.00	0.00	0.00	0.00	0.00
Others(TEF, BTr-Documentary Stamp Tax, etc.)	0.00	0.00	0.00	0.00	0.00	0.00	0.00	0.00	0.00	0.00	0.00	0.00	0.00	0.00	0.00	0.00	0.00	0.00	0.00	0.00	0.00	0.00	0.00	0.00	0.00	0.00	0.00	0.00
TOTAL NON-CASH DISBURSEMENTS	0.00	0.00	0.00	0.00	0.00	0.00	0.00	0.00	0.00	0.00	0.00	0.00	0.00	0.00	0.00	0.00	0.00	0.00	0.00	0.00	0.00	0.00	0.00	0.00	0.00	0.00	0.00	0.00
GRAND TOTAL	0.00	0.00	0.00	0.00	0.00	0.00	0.00	0.00	0.00	0.00	0.00	0.00	0.00	0.00	0.00	0.00	0.00	0.00	0.00	0.00	0.00	0.00	0.00	0.00	0.00	0.00	0.00	0.00

Particulars	Previous (2)	This Month (3)	As at Date (4)
Total Disbursement Authorities Received	0.00	0.00	0.00
NCA	0.00	0.00	0.00
NTA	0.00	0.00	0.00
Working Fund	0.00	0.00	0.00
TRA	0.00	0.00	0.00
CDC	0.00	0.00	0.00
NCAA	0.00	0.00	0.00
Less: Notice of Transfer of Allocations (NTA)* issued	0.00	0.00	0.00
Total Disbursement Authorities Available	0.00	0.00	0.00
Less:	0.00	0.00	0.00
Lapsed NCA	0.00	0.00	0.00
Disbursements	0.00	0.00	0.00
Less: Other Non-Cash Disbursements	0.00	0.00	0.00
Disbursements effected through outright deductions from claims	0.00	0.00	0.00
Overpayment of expenses(e.g. personnel benefits)	0.00	0.00	0.00
Restitution for loss of government property	0.00	0.00	0.00
Liquidated damages and similar claims	0.00	0.00	0.00
Others (e.g. TEF, BTr, Docs Stamp, etc.)	0.00	0.00	0.00
Add/Less: Adjustments (e.g. cancelled/staled checks)	0.00	0.00	0.00
Balance of Disbursement Authorities as at date	0.00	0.00	0.00
Total Disbursements Program	0.00	0.00	0.00
Less: *Actual Disbursements	0.00	0.00	0.00
(Over)/Under spending	0.00	0.00	0.00

Notes: \* The use of NTA is discouraged  
 Notes: \*\* Amounts should tally with the grand total disbursement (column 27).

Certified Correct:  
  
  
 SHANYALE G. DIONISIO  
 Chief, Accounting Section

Recommending Approval:  
  
  
 GLORIA D. MENDOZA  
 Chief, Financial and Management Division



Approved by:  
  
  
 ATTY. DANILO U. UYKIENG  
 OIC, Director

MONTHLY REPORT OF DISBURSEMENTS  
For the month of January 2024

Department : Department of Environment and Natural Resources (DENR)  
 Agency/Entity : Mines and Geosciences Bureau  
 Region : ALL  
 Division : ALL  
 Operating Unit : ALL  
 Fund Cluster : 07 - Trust Receipts  
 (e.g. UACS Fund Cluster: 01-Regular Agency Fund, 02-Foreign Assisted Projects Fund, 03-Special Account-Locally Funded/Domestic Grants Fund, etc.)

Particulars	Current Year Budget					Prior Year's Budget											Trust Liabilities				Grand Total					Remarks		
	PS	MOOE	FinEx	CO	TOTAL	Prior Year's Accounts Payable					Current Year's Accounts Payable					TOTAL	SUB-TOTAL	PS	MOOE	CO	TOTAL	PS	MOOE	FinEx	CO		TOTAL	
	1	2	3	4	5	6=(2+3+4+5)	7	8	9	10	11=(7+8+9+10)	12	13	14	15	16=(12+13+14+15)	17=(11+16)	18=(6+17)	19	20	21	22=(19+20+21)	23	24	25		26	27=(23+24+25+26)
CASH DISBURSEMENTS	0.00	0.00	0.00	0.00	0.00	0.00	0.00	0.00	0.00	0.00	0.00	0.00	0.00	0.00	0.00	0.00	0.00	0.00	0.00	0.00	0.00	0.00	0.00	0.00	0.00	0.00	0.00	0.00
Notice of Cash Allocation (NCA)	0.00	0.00	0.00	0.00	0.00	0.00	0.00	0.00	0.00	0.00	0.00	0.00	0.00	0.00	0.00	0.00	0.00	0.00	0.00	0.00	0.00	0.00	0.00	0.00	0.00	0.00	0.00	0.00
MDS Checks Issued	0.00	0.00	0.00	0.00	0.00	0.00	0.00	0.00	0.00	0.00	0.00	0.00	0.00	0.00	0.00	0.00	0.00	0.00	0.00	0.00	0.00	0.00	0.00	0.00	0.00	0.00	0.00	0.00
Advice to Debit Account	0.00	0.00	0.00	0.00	0.00	0.00	0.00	0.00	0.00	0.00	0.00	0.00	0.00	0.00	0.00	0.00	0.00	0.00	0.00	0.00	0.00	0.00	0.00	0.00	0.00	0.00	0.00	0.00
Notice of Transfer Allocations (NTA)	0.00	0.00	0.00	0.00	0.00	0.00	0.00	0.00	0.00	0.00	0.00	0.00	0.00	0.00	0.00	0.00	0.00	0.00	0.00	0.00	0.00	0.00	0.00	0.00	0.00	0.00	0.00	0.00
MDS Checks Issued	0.00	0.00	0.00	0.00	0.00	0.00	0.00	0.00	0.00	0.00	0.00	0.00	0.00	0.00	0.00	0.00	0.00	0.00	0.00	0.00	0.00	0.00	0.00	0.00	0.00	0.00	0.00	0.00
Advice to Debit Account	0.00	0.00	0.00	0.00	0.00	0.00	0.00	0.00	0.00	0.00	0.00	0.00	0.00	0.00	0.00	0.00	0.00	0.00	0.00	0.00	0.00	0.00	0.00	0.00	0.00	0.00	0.00	0.00
Working Fund for FAPs	0.00	0.00	0.00	0.00	0.00	0.00	0.00	0.00	0.00	0.00	0.00	0.00	0.00	0.00	0.00	0.00	0.00	0.00	0.00	0.00	0.00	0.00	0.00	0.00	0.00	0.00	0.00	0.00
Cash Disbursement Ceiling (CDC)	0.00	0.00	0.00	0.00	0.00	0.00	0.00	0.00	0.00	0.00	0.00	0.00	0.00	0.00	0.00	0.00	0.00	0.00	0.00	0.00	0.00	0.00	0.00	0.00	0.00	0.00	0.00	0.00
TOTAL CASH DISBURSEMENTS	0.00	0.00	0.00	0.00	0.00	0.00	0.00	0.00	0.00	0.00	0.00	0.00	0.00	0.00	0.00	0.00	0.00	0.00	0.00	0.00	0.00	0.00	0.00	0.00	0.00	0.00	0.00	0.00
NON-CASH DISBURSEMENTS	0.00	0.00	0.00	0.00	0.00	0.00	0.00	0.00	0.00	0.00	0.00	0.00	0.00	0.00	0.00	0.00	0.00	0.00	0.00	0.00	0.00	0.00	0.00	0.00	0.00	0.00	0.00	0.00
Tax Remittance Advices Issued (TRA)	0.00	0.00	0.00	0.00	0.00	0.00	0.00	0.00	0.00	0.00	0.00	0.00	0.00	0.00	0.00	0.00	0.00	0.00	0.00	0.00	0.00	0.00	0.00	0.00	0.00	0.00	0.00	0.00
Non-Cash Availment Authority (NCAA)	0.00	0.00	0.00	0.00	0.00	0.00	0.00	0.00	0.00	0.00	0.00	0.00	0.00	0.00	0.00	0.00	0.00	0.00	0.00	0.00	0.00	0.00	0.00	0.00	0.00	0.00	0.00	0.00
Disbursements effected through outright deductions from claims (please specify...)	0.00	0.00	0.00	0.00	0.00	0.00	0.00	0.00	0.00	0.00	0.00	0.00	0.00	0.00	0.00	0.00	0.00	0.00	0.00	0.00	0.00	0.00	0.00	0.00	0.00	0.00	0.00	0.00
Overpayment of expenses(e.g. personnel benefits)	0.00	0.00	0.00	0.00	0.00	0.00	0.00	0.00	0.00	0.00	0.00	0.00	0.00	0.00	0.00	0.00	0.00	0.00	0.00	0.00	0.00	0.00	0.00	0.00	0.00	0.00	0.00	0.00
Restitution for loss of government property	0.00	0.00	0.00	0.00	0.00	0.00	0.00	0.00	0.00	0.00	0.00	0.00	0.00	0.00	0.00	0.00	0.00	0.00	0.00	0.00	0.00	0.00	0.00	0.00	0.00	0.00	0.00	0.00
Liquidated damages and similar claims	0.00	0.00	0.00	0.00	0.00	0.00	0.00	0.00	0.00	0.00	0.00	0.00	0.00	0.00	0.00	0.00	0.00	0.00	0.00	0.00	0.00	0.00	0.00	0.00	0.00	0.00	0.00	0.00
Others(TEF, BTR-Documentary Stamp Tax, etc.)	0.00	0.00	0.00	0.00	0.00	0.00	0.00	0.00	0.00	0.00	0.00	0.00	0.00	0.00	0.00	0.00	0.00	0.00	0.00	0.00	0.00	0.00	0.00	0.00	0.00	0.00	0.00	0.00
TOTAL NON-CASH DISBURSEMENTS	0.00	0.00	0.00	0.00	0.00	0.00	0.00	0.00	0.00	0.00	0.00	0.00	0.00	0.00	0.00	0.00	0.00	0.00	0.00	0.00	0.00	0.00	0.00	0.00	0.00	0.00	0.00	0.00
GRAND TOTAL	0.00	0.00	0.00	0.00	0.00	0.00	0.00	0.00	0.00	0.00	0.00	0.00	0.00	0.00	0.00	0.00	0.00	0.00	0.00	0.00	0.00	0.00	0.00	0.00	0.00	0.00	0.00	0.00

Particulars	Previous Report	This Month	As at Date
(1)	(2)	(3)	(4)
Total Disbursement Authorities Received	0.00	0.00	0.00
NCA	0.00	0.00	0.00
NTA	0.00	0.00	0.00
Working Fund	0.00	0.00	0.00
TRA	0.00	0.00	0.00
CDC	0.00	0.00	0.00
NCAA	0.00	0.00	0.00
Less: Notice of Transfer of Allocations (NTA)* issued	0.00	0.00	0.00
Total Disbursement Authorities Available	0.00	0.00	0.00
Less:	0.00	0.00	0.00
Lapsed NCA	0.00	0.00	0.00
Disbursements	0.00	0.00	0.00
Less: Other Non-Cash Disbursements	0.00	0.00	0.00
Disbursements effected through outright deductions from claims	0.00	0.00	0.00
Overpayment of expenses(e.g. personnel benefits)	0.00	0.00	0.00
Restitution for loss of government property	0.00	0.00	0.00
Liquidated damages and similar claims	0.00	0.00	0.00
Others (e.g. TEF, BTR, Docs Stamp, etc.)	0.00	0.00	0.00
Add/Less: Adjustments (e.g. cancelled/staled checks)	0.00	0.00	0.00
Balance of Disbursement Authorities as at date	0.00	0.00	0.00
Total Disbursements Program	0.00	0.00	0.00
Less: *Actual Disbursements	0.00	0.00	0.00
(Over)/Under spending	0.00	0.00	0.00

Notes: \* The use of NTA is discouraged  
 Notes: \*\* Amounts should tally with the grand total disbursement (column 27).

Certified Correct:

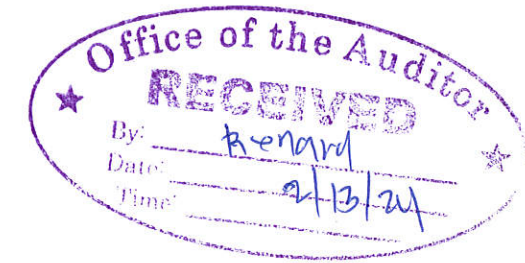
*Shamylale G. Dionisio*  
 SHAMYLALE G. DIONISIO  
 Chief, Accounting Section

Recommending Approval:

*Gloria P. Mendoza*  
 GLORIA P. MENDOZA  
 Chief, Financial and Management Division

Approved by:

*Daniilo U. Uykieng*  
 ATTY. DANILO U. UYKIENG  
 OIC, Director




MONTHLY REPORT OF DISBURSEMENTS  
For the month of January 2024


Department : Department of Environment and Natural Resources (DENR)  
 Agency/Entity : Mines and Geosciences Bureau  
 Region : ALL  
 Division : ALL  
 Operating Unit : ALL  
 Fund Cluster : 07 - Trust Receipts  
 (e.g. UACS Fund Cluster: 01-Regular Agency Fund, 02-Foreign Assisted Projects Fund, 03-Special Account-Locally Funded/Domestic Grants Fund, etc.)


Particulars	Current Year Budget					Prior Year's Budget											SUB-TOTAL	Trust Liabilities				Grand Total					Remarks	
	PS	MOOE	FinEx	CO	TOTAL	Prior Year's Accounts Payable					Current Year's Accounts Payable					TOTAL		PS	MOOE	CO	TOTAL	PS	MOOE	FinEx	CO	TOTAL		
						PS	MOOE	FinEx	CO	Sub-Total	PS	MOOE	FinEx	CO	Sub-Total													19
1	2	3	4	5	6=(2+3+4+5)	7	8	9	10	11=(7+8+9+10)	12	13	14	15	16=(12+13+14+15)	17=(11+16)	18=(6+17)	19	20	21	22=(19+20+21)	23	24	25	26	27=(23+24+25+26)	28	
CASH DISBURSEMENTS	0.00	0.00	0.00	0.00	0.00	0.00	0.00	0.00	0.00	0.00	0.00	0.00	0.00	0.00	0.00	0.00	0.00	0.00	0.00	0.00	0.00	0.00	0.00	0.00	0.00	0.00	0.00	0.00
Notice of Cash Allocation (NCA)	0.00	0.00	0.00	0.00	0.00	0.00	0.00	0.00	0.00	0.00	0.00	0.00	0.00	0.00	0.00	0.00	0.00	0.00	0.00	0.00	0.00	0.00	0.00	0.00	0.00	0.00	0.00	0.00
MDS Checks Issued	0.00	0.00	0.00	0.00	0.00	0.00	0.00	0.00	0.00	0.00	0.00	0.00	0.00	0.00	0.00	0.00	0.00	0.00	0.00	0.00	0.00	0.00	0.00	0.00	0.00	0.00	0.00	0.00
Advice to Debit Account	0.00	0.00	0.00	0.00	0.00	0.00	0.00	0.00	0.00	0.00	0.00	0.00	0.00	0.00	0.00	0.00	0.00	0.00	0.00	0.00	0.00	0.00	0.00	0.00	0.00	0.00	0.00	0.00
Notice of Transfer Allocations (NTA)	0.00	0.00	0.00	0.00	0.00	0.00	0.00	0.00	0.00	0.00	0.00	0.00	0.00	0.00	0.00	0.00	0.00	0.00	0.00	0.00	0.00	0.00	0.00	0.00	0.00	0.00	0.00	0.00
MDS Checks Issued	0.00	0.00	0.00	0.00	0.00	0.00	0.00	0.00	0.00	0.00	0.00	0.00	0.00	0.00	0.00	0.00	0.00	0.00	0.00	0.00	0.00	0.00	0.00	0.00	0.00	0.00	0.00	0.00
Advice to Debit Account	0.00	0.00	0.00	0.00	0.00	0.00	0.00	0.00	0.00	0.00	0.00	0.00	0.00	0.00	0.00	0.00	0.00	0.00	0.00	0.00	0.00	0.00	0.00	0.00	0.00	0.00	0.00	0.00
Working Fund for FAPs	0.00	0.00	0.00	0.00	0.00	0.00	0.00	0.00	0.00	0.00	0.00	0.00	0.00	0.00	0.00	0.00	0.00	0.00	0.00	0.00	0.00	0.00	0.00	0.00	0.00	0.00	0.00	0.00
Cash Disbursement Ceiling (CDC)	0.00	0.00	0.00	0.00	0.00	0.00	0.00	0.00	0.00	0.00	0.00	0.00	0.00	0.00	0.00	0.00	0.00	0.00	0.00	0.00	0.00	0.00	0.00	0.00	0.00	0.00	0.00	0.00
TOTAL CASH DISBURSEMENTS	0.00	0.00	0.00	0.00	0.00	0.00	0.00	0.00	0.00	0.00	0.00	0.00	0.00	0.00	0.00	0.00	0.00	0.00	0.00	0.00	0.00	0.00	0.00	0.00	0.00	0.00	0.00	0.00
NON-CASH DISBURSEMENTS	0.00	0.00	0.00	0.00	0.00	0.00	0.00	0.00	0.00	0.00	0.00	0.00	0.00	0.00	0.00	0.00	0.00	0.00	0.00	0.00	0.00	0.00	0.00	0.00	0.00	0.00	0.00	0.00
Tax Remittance Advices Issued (TRA)	0.00	0.00	0.00	0.00	0.00	0.00	0.00	0.00	0.00	0.00	0.00	0.00	0.00	0.00	0.00	0.00	0.00	0.00	0.00	0.00	0.00	0.00	0.00	0.00	0.00	0.00	0.00	0.00
Non-Cash Availment Authority (NCAA)	0.00	0.00	0.00	0.00	0.00	0.00	0.00	0.00	0.00	0.00	0.00	0.00	0.00	0.00	0.00	0.00	0.00	0.00	0.00	0.00	0.00	0.00	0.00	0.00	0.00	0.00	0.00	0.00
Disbursements effected through outright deductions from claims (please specify...)	0.00	0.00	0.00	0.00	0.00	0.00	0.00	0.00	0.00	0.00	0.00	0.00	0.00	0.00	0.00	0.00	0.00	0.00	0.00	0.00	0.00	0.00	0.00	0.00	0.00	0.00	0.00	0.00
Overpayment of expenses(e.g. personnel benefits)	0.00	0.00	0.00	0.00	0.00	0.00	0.00	0.00	0.00	0.00	0.00	0.00	0.00	0.00	0.00	0.00	0.00	0.00	0.00	0.00	0.00	0.00	0.00	0.00	0.00	0.00	0.00	0.00
Restitution for loss of government property	0.00	0.00	0.00	0.00	0.00	0.00	0.00	0.00	0.00	0.00	0.00	0.00	0.00	0.00	0.00	0.00	0.00	0.00	0.00	0.00	0.00	0.00	0.00	0.00	0.00	0.00	0.00	0.00
Liquidated damages and similar claims	0.00	0.00	0.00	0.00	0.00	0.00	0.00	0.00	0.00	0.00	0.00	0.00	0.00	0.00	0.00	0.00	0.00	0.00	0.00	0.00	0.00	0.00	0.00	0.00	0.00	0.00	0.00	0.00
Others(TEF, BTr-Documentary Stamp Tax, etc.)	0.00	0.00	0.00	0.00	0.00	0.00	0.00	0.00	0.00	0.00	0.00	0.00	0.00	0.00	0.00	0.00	0.00	0.00	0.00	0.00	0.00	0.00	0.00	0.00	0.00	0.00	0.00	0.00
TOTAL NON-CASH DISBURSEMENTS	0.00	0.00	0.00	0.00	0.00	0.00	0.00	0.00	0.00	0.00	0.00	0.00	0.00	0.00	0.00	0.00	0.00	0.00	0.00	0.00	0.00	0.00	0.00	0.00	0.00	0.00	0.00	0.00
GRAND TOTAL	0.00	0.00	0.00	0.00	0.00	0.00	0.00	0.00	0.00	0.00	0.00	0.00	0.00	0.00	0.00	0.00	0.00	0.00	0.00	0.00	0.00	0.00	0.00	0.00	0.00	0.00	0.00	0.00

SUMMARY	Particulars (1)	Previous Report (2)	This Month (3)	As at Date (4)
Total Disbursement Authorities Received		0.00	0.00	0.00
NCA		0.00	0.00	0.00
NTA		0.00	0.00	0.00
Working Fund		0.00	0.00	0.00
TRA		0.00	0.00	0.00
CDC		0.00	0.00	0.00
NCAA		0.00	0.00	0.00
Less: Notice of Transfer of Allocations (NTA)* issued		0.00	0.00	0.00
Total Disbursement Authorities Available		0.00	0.00	0.00
Less:		0.00	0.00	0.00
Lapsed NCA Disbursements		0.00	0.00	0.00
Less: Other Non-Cash Disbursements		0.00	0.00	0.00
Disbursements effected through outright deductions from claims		0.00	0.00	0.00
Overpayment of expenses(e.g. personnel benefits)		0.00	0.00	0.00
Restitution for loss of government property		0.00	0.00	0.00
Liquidated damages and similar claims		0.00	0.00	0.00
Others (e.g. TEF, BTr, Docs Stamp, etc.)		0.00	0.00	0.00
Add/Less: Adjustments (e.g. cancelled/staled checks)		0.00	0.00	0.00
Balance of Disbursement Authorities as at date		0.00	0.00	0.00
Total Disbursements Program		0.00	0.00	0.00
Less: *Actual Disbursements		0.00	0.00	0.00
(Over)/Under spending		0.00	0.00	0.00

Notes: \* The use of NTA is discouraged  
 Notes: \*\* Amounts should tally with the grand total disbursement (column 27).

Certified Correct:  
  
 SHANY LALE G. DIONISIO  
 Chief, Accounting Section

Recommending Approval:  
  
 GLORIA D. MENDOZA  
 Chief, Financial and Management Division

Approved by:  
  
 ATTY. DANILLO U. UYKIENG  
 OIC, Director

