


MONTHLY REPORT OF DISBURSEMENTS
For the month of October 2024



Department: Department of Environment and Natural Resources (DENR)
 Agency/Entity: Mines and Geosciences Bureau
 Region: ALL
 Division: ALL
 Operating Unit: ALL
 Fund Cluster: 01 - Regular Agency Fund

(e.g. UACS Fund Cluster: 01-Regular Agency Fund, 02-Foreign Assisted Projects Fund, 03-Special Account-Locally Funded/Domestic Grants Fund, etc.)

Particulars	Current Year Budget					Prior Year's Budget					Current Year's Accounts Payable					SUB-TOTAL	Trust Liabilities				Grand Total					Remarks		
	PS	MOOE	FinEx	CO	TOTAL	PS	MOOE	FinEx	CO	Sub-Total	PS	MOOE	FinEx	CO	Sub-Total		TOTAL	PS	MOOE	CO	TOTAL	PS	MOOE	FinEx	CO		TOTAL	
	1	2	3	4	5	6=(2+3+4+5)	7	8	9	10	11=(7+8+9+10)	12	13	14	15		16=(12+13+14)	17=(11+16)	18=(6+17)	19	20	21	22=(19+20+21)	23	24		25	26
CASH DISBURSEMENTS	41,992,318.07	23,461,245.33	0.00	623,696.42	66,077,259.82	0.00	644,085.39	0.00	0.00	644,085.39	0.00	306,741.09	0.00	0.00	306,741.09	950,826.48	67,028,086.30	0.00	0.00	0.00	0.00	41,992,318.07	24,412,071.81	0.00	623,696.42	67,028,086.30		
Notice of Cash Allocation (NCA)	41,992,318.07	23,461,245.33	0.00	623,696.42	66,077,259.82	0.00	644,085.39	0.00	0.00	644,085.39	0.00	306,741.09	0.00	0.00	306,741.09	950,826.48	67,028,086.30	0.00	0.00	0.00	0.00	41,992,318.07	24,412,071.81	0.00	623,696.42	67,028,086.30		
MDS Checks Issued	8,853,934.78	4,743,946.65	0.00	251,750.00	13,849,631.43	0.00	611,907.45	0.00	0.00	611,907.45	0.00	91,743.48	0.00	0.00	91,743.48	703,650.93	14,553,282.36	0.00	0.00	0.00	0.00	8,853,934.78	5,447,597.58	0.00	251,750.00	14,553,282.36		
Advice to Debit Account	33,138,383.29	18,717,298.68	0.00	371,946.42	52,227,628.39	0.00	32,177.94	0.00	0.00	32,177.94	0.00	214,997.61	0.00	0.00	214,997.61	247,175.55	52,474,803.94	0.00	0.00	0.00	0.00	33,138,383.29	18,964,474.23	0.00	371,946.42	52,474,803.94		
Notice of Transfer Allocations (NTA)	0.00	0.00	0.00	0.00	0.00	0.00	0.00	0.00	0.00	0.00	0.00	0.00	0.00	0.00	0.00	0.00	0.00	0.00	0.00	0.00	0.00	0.00	0.00	0.00	0.00	0.00	0.00	
MDS Checks Issued	0.00	0.00	0.00	0.00	0.00	0.00	0.00	0.00	0.00	0.00	0.00	0.00	0.00	0.00	0.00	0.00	0.00	0.00	0.00	0.00	0.00	0.00	0.00	0.00	0.00	0.00	0.00	
Advice to Debit Account	0.00	0.00	0.00	0.00	0.00	0.00	0.00	0.00	0.00	0.00	0.00	0.00	0.00	0.00	0.00	0.00	0.00	0.00	0.00	0.00	0.00	0.00	0.00	0.00	0.00	0.00	0.00	
Working Fund for FAPs	0.00	0.00	0.00	0.00	0.00	0.00	0.00	0.00	0.00	0.00	0.00	0.00	0.00	0.00	0.00	0.00	0.00	0.00	0.00	0.00	0.00	0.00	0.00	0.00	0.00	0.00	0.00	
Cash Disbursement Ceiling (CDC)	0.00	0.00	0.00	0.00	0.00	0.00	0.00	0.00	0.00	0.00	0.00	0.00	0.00	0.00	0.00	0.00	0.00	0.00	0.00	0.00	0.00	0.00	0.00	0.00	0.00	0.00	0.00	
TOTAL CASH DISBURSEMENTS	41,992,318.07	23,461,245.33	0.00	623,696.42	66,077,259.82	0.00	644,085.39	0.00	0.00	644,085.39	0.00	306,741.09	0.00	0.00	306,741.09	950,826.48	67,028,086.30	0.00	0.00	0.00	0.00	41,992,318.07	24,412,071.81	0.00	623,696.42	67,028,086.30		
NON-CASH DISBURSEMENTS	4,791,087.22	611,291.00	0.00	35,303.58	5,437,681.80	0.00	46,457.09	0.00	0.00	46,457.09	0.00	4,286.99	0.00	0.00	4,286.99	50,744.08	5,488,425.88	0.00	0.00	0.00	0.00	4,791,087.22	662,035.08	0.00	35,303.58	5,488,425.88		
Tax Remittance Advices Issued (TRA)	4,791,087.22	606,471.47	0.00	35,303.58	5,432,862.27	0.00	46,341.36	0.00	0.00	46,341.36	0.00	4,286.99	0.00	0.00	4,286.99	50,628.35	5,483,490.62	0.00	0.00	0.00	0.00	4,791,087.22	657,099.82	0.00	35,303.58	5,483,490.62		
Non-Cash Availment Authority (NCAA)	0.00	0.00	0.00	0.00	0.00	0.00	0.00	0.00	0.00	0.00	0.00	0.00	0.00	0.00	0.00	0.00	0.00	0.00	0.00	0.00	0.00	0.00	0.00	0.00	0.00	0.00	0.00	
Disbursements effected through outright deductions from claims (please specify...)	0.00	4,819.53	0.00	0.00	4,819.53	0.00	115.73	0.00	0.00	115.73	0.00	0.00	0.00	0.00	0.00	115.73	4,935.26	0.00	0.00	0.00	0.00	0.00	4,935.26	0.00	0.00	0.00	4,935.26	
Overpayment of expenses(e.g. personnel benefits)	0.00	0.00	0.00	0.00	0.00	0.00	0.00	0.00	0.00	0.00	0.00	0.00	0.00	0.00	0.00	0.00	0.00	0.00	0.00	0.00	0.00	0.00	0.00	0.00	0.00	0.00	0.00	
Restitution for loss of government property	0.00	0.00	0.00	0.00	0.00	0.00	0.00	0.00	0.00	0.00	0.00	0.00	0.00	0.00	0.00	0.00	0.00	0.00	0.00	0.00	0.00	0.00	0.00	0.00	0.00	0.00	0.00	
Liquidated damages and similar claims	0.00	4,819.53	0.00	0.00	4,819.53	0.00	115.73	0.00	0.00	115.73	0.00	0.00	0.00	0.00	0.00	115.73	4,935.26	0.00	0.00	0.00	0.00	0.00	4,935.26	0.00	0.00	0.00	4,935.26	
Others(TEF, BTr-Documentary Stamp Tax, etc.)	0.00	0.00	0.00	0.00	0.00	0.00	0.00	0.00	0.00	0.00	0.00	0.00	0.00	0.00	0.00	0.00	0.00	0.00	0.00	0.00	0.00	0.00	0.00	0.00	0.00	0.00	0.00	
TOTAL NON-CASH DISBURSEMENTS	4,791,087.22	611,291.00	0.00	35,303.58	5,437,681.80	0.00	46,457.09	0.00	0.00	46,457.09	0.00	4,286.99	0.00	0.00	4,286.99	50,744.08	5,488,425.88	0.00	0.00	0.00	0.00	4,791,087.22	662,035.08	0.00	35,303.58	5,488,425.88		
GRAND TOTAL	46,783,405.29	24,072,536.33	0.00	659,000.00	71,514,941.62	0.00	690,542.48	0.00	0.00	690,542.48	0.00	311,028.08	0.00	0.00	311,028.08	1,001,570.56	72,516,512.18	0.00	0.00	0.00	0.00	46,783,405.29	25,074,106.89	0.00	659,000.00	72,516,512.18		

Particulars	Previous Report	This Month	As at Date
Total Disbursement Authorities Received	1,262,241,071.27	124,471,653.72	1,386,712,724.99
NCA	1,135,190,424.00	108,884,949.00	1,244,075,373.00
NTA	60,627,195.12	10,103,214.10	70,730,409.22
Working Fund	0.00	0.00	0.00
TRA	66,423,452.15	5,483,490.62	71,906,942.77
CDC	0.00	0.00	0.00
NCAA	0.00	0.00	0.00
Less: Notice of Transfer of Allocations (NTA)* issued	60,627,195.12	14,926,475.26	75,553,670.38
Total Disbursement Authorities Available	1,201,613,876.15	109,545,178.46	1,311,159,054.61
Less:	0.00	0.00	0.00
Lapsed NCA	26,147,339.02	0.00	26,147,339.02
Disbursements	1,175,278,447.62	72,516,192.83	1,247,794,640.45
Less: Other Non-Cash Disbursements	149,074.74	4,935.26	154,010.00
Disbursements effected through outright deductions from claims	149,074.74	4,935.26	154,010.00
Overpayment of expenses(e.g. personnel benefits)	0.00	0.00	0.00
Restitution for loss of government property	0.00	0.00	0.00
Liquidated damages and similar claims	149,074.74	4,935.26	154,010.00
Others (e.g. TEF, BTr, Docs Stamp, etc.)	0.00	0.00	0.00
Add/Less: Adjustments (e.g. cancelled/staled checks)	(337,164.25)	0.00	(337,164.25)
Balance of Disbursement Authorities as at date	0.00	37,033,920.89	37,033,920.89
Total Disbursements Program	1,201,613,876.15	109,544,859.11	1,311,158,735.26
Less: *Actual Disbursements	1,175,466,537.13	72,511,257.57	1,247,977,794.70
(Over)/Under spending	26,147,339.02	37,033,601.54	63,180,940.56

Notes: * The use of NTA is discouraged
 Notes: ** Amounts should tally with the grand total disbursement (column 27).

This report was generated using the Unified Reporting System on November 11, 2024 10:48 AM;

Certified Correct:

SHANYALE G. DIONISIO
 Chief, Accounting Section

Recommending Approval:

GLORIA D. MENDOZA
 Chief, Financial and Management Division

Approved By:

MICHAEL V. CABALDA
 Assistant Secretary for Mining Concerns and concurrent OIC Director

MONTHLY REPORT OF DISBURSEMENTS
For the month of October 2024



Department: Department of Environment and Natural Resources (DENR)
 Agency/Entity: Mines and Geosciences Bureau
 Region: ALL
 Division: ALL
 Operating Unit: ALL
 Fund Cluster: 01 - Regular Agency Fund
 (e.g. UACS Fund Cluster: 01-Regular Agency Fund, 02-Foreign Assisted Projects Fund, 03-Special Account-Locally Funded/Domestic Grants Fund, etc.)

Particulars	Current Year Budget					Prior Year's Budget					Current Year's Accounts Payable					Trust Liabilities			Grand Total					Remarks					
	PS	MOOE	FinEx	CO	TOTAL	PS	MOOE	FinEx	CO	Sub-Total	PS	MOOE	FinEx	CO	Sub-Total	PS	MOOE	CO	PS	MOOE	FinEx	TOTAL							
	1	2	3	4	5	6=(2+3+4+5)	7	8	9	10	11=(7+8+9)	12	13	14	15	16=(12+13+14)	17=(11+16)	18=(6+17)	19	20	21	22=(19+20+21)	23		24	25	26	27=(23+24+25+26)	28
CASH DISBURSEMENTS	41,992,318.07	23,461,245.33	0.00	623,696.42	66,077,259.82	0.00	644,085.39	0.00	0.00	644,085.39	0.00	306,741.09	0.00	0.00	306,741.09	950,826.48	67,028,086.30	0.00	0.00	0.00	41,992,318.07	24,412,071.81	0.00	623,696.42	67,028,086.30				
Notice of Cash Allocation (NCA)	41,992,318.07	23,461,245.33	0.00	623,696.42	66,077,259.82	0.00	644,085.39	0.00	0.00	644,085.39	0.00	306,741.09	0.00	0.00	306,741.09	950,826.48	67,028,086.30	0.00	0.00	0.00	41,992,318.07	24,412,071.81	0.00	623,696.42	67,028,086.30				
MDS Checks Issued	8,853,934.78	4,743,946.65	0.00	251,750.00	13,849,631.43	0.00	611,907.45	0.00	0.00	611,907.45	0.00	91,743.48	0.00	0.00	91,743.48	703,650.93	14,553,282.36	0.00	0.00	0.00	8,853,934.78	5,447,597.58	0.00	251,750.00	14,553,282.36				
National Capital Region (NCR)	6,641,069.02	0.00	0.00	0.00	6,641,069.02	0.00	611,907.45	0.00	0.00	611,907.45	0.00	91,743.48	0.00	0.00	91,743.48	703,650.93	7,344,719.95	0.00	0.00	0.00	6,641,069.02	703,650.93	0.00	0.00	7,344,719.95				
Central Office	6,641,069.02	0.00	0.00	0.00	6,641,069.02	0.00	611,907.45	0.00	0.00	611,907.45	0.00	91,743.48	0.00	0.00	91,743.48	703,650.93	7,344,719.95	0.00	0.00	0.00	6,641,069.02	703,650.93	0.00	0.00	7,344,719.95				
Region I - Ilocos	295,119.53	586,781.77	0.00	0.00	881,901.30	0.00	0.00	0.00	0.00	0.00	0.00	0.00	0.00	0.00	0.00	0.00	881,901.30	0.00	0.00	0.00	295,119.53	586,781.77	0.00	0.00	881,901.30				
Regional Office - I	295,119.53	586,781.77	0.00	0.00	881,901.30	0.00	0.00	0.00	0.00	0.00	0.00	0.00	0.00	0.00	0.00	0.00	881,901.30	0.00	0.00	0.00	295,119.53	586,781.77	0.00	0.00	881,901.30				
Cordillera Administrative Region (CAR)	243,295.64	303,319.31	0.00	0.00	546,614.95	0.00	0.00	0.00	0.00	0.00	0.00	0.00	0.00	0.00	0.00	0.00	546,614.95	0.00	0.00	0.00	243,295.64	303,319.31	0.00	0.00	546,614.95				
Regional Office - CAR	243,295.64	303,319.31	0.00	0.00	546,614.95	0.00	0.00	0.00	0.00	0.00	0.00	0.00	0.00	0.00	0.00	0.00	546,614.95	0.00	0.00	0.00	243,295.64	303,319.31	0.00	0.00	546,614.95				
Region II - Cagayan Valley	324,873.18	63,127.88	0.00	0.00	388,001.06	0.00	0.00	0.00	0.00	0.00	0.00	0.00	0.00	0.00	0.00	0.00	388,001.06	0.00	0.00	0.00	324,873.18	63,127.88	0.00	0.00	388,001.06				
Regional Office - II	324,873.18	63,127.88	0.00	0.00	388,001.06	0.00	0.00	0.00	0.00	0.00	0.00	0.00	0.00	0.00	0.00	0.00	388,001.06	0.00	0.00	0.00	324,873.18	63,127.88	0.00	0.00	388,001.06				
Region III - Central Luzon	45,453.94	447,308.86	0.00	0.00	492,762.80	0.00	0.00	0.00	0.00	0.00	0.00	0.00	0.00	0.00	0.00	0.00	492,762.80	0.00	0.00	0.00	45,453.94	447,308.86	0.00	0.00	492,762.80				
Regional Office - III	45,453.94	447,308.86	0.00	0.00	492,762.80	0.00	0.00	0.00	0.00	0.00	0.00	0.00	0.00	0.00	0.00	0.00	492,762.80	0.00	0.00	0.00	45,453.94	447,308.86	0.00	0.00	492,762.80				
Region IV - CALABARZON	0.00	519,979.41	0.00	0.00	519,979.41	0.00	0.00	0.00	0.00	0.00	0.00	0.00	0.00	0.00	0.00	0.00	519,979.41	0.00	0.00	0.00	0.00	519,979.41	0.00	0.00	519,979.41				
Regional Office - IVA	0.00	519,979.41	0.00	0.00	519,979.41	0.00	0.00	0.00	0.00	0.00	0.00	0.00	0.00	0.00	0.00	0.00	519,979.41	0.00	0.00	0.00	0.00	519,979.41	0.00	0.00	519,979.41				
Region IVB - MIMAROPA	8,399.50	382,666.23	0.00	0.00	391,065.73	0.00	0.00	0.00	0.00	0.00	0.00	0.00	0.00	0.00	0.00	0.00	391,065.73	0.00	0.00	0.00	8,399.50	382,666.23	0.00	0.00	391,065.73				
Regional Office - IVB	8,399.50	382,666.23	0.00	0.00	391,065.73	0.00	0.00	0.00	0.00	0.00	0.00	0.00	0.00	0.00	0.00	0.00	391,065.73	0.00	0.00	0.00	8,399.50	382,666.23	0.00	0.00	391,065.73				
Region V - Bicol	27,800.00	1,875.00	0.00	0.00	29,675.00	0.00	0.00	0.00	0.00	0.00	0.00	0.00	0.00	0.00	0.00	0.00	29,675.00	0.00	0.00	0.00	27,800.00	1,875.00	0.00	0.00	29,675.00				
Regional Office - V	27,800.00	1,875.00	0.00	0.00	29,675.00	0.00	0.00	0.00	0.00	0.00	0.00	0.00	0.00	0.00	0.00	0.00	29,675.00	0.00	0.00	0.00	27,800.00	1,875.00	0.00	0.00	29,675.00				
Region VI - Western Visayas	6,721.34	503,206.73	0.00	0.00	509,928.07	0.00	0.00	0.00	0.00	0.00	0.00	0.00	0.00	0.00	0.00	0.00	509,928.07	0.00	0.00	0.00	6,721.34	503,206.73	0.00	0.00	509,928.07				
Regional Office - VI	6,721.34	503,206.73	0.00	0.00	509,928.07	0.00	0.00	0.00	0.00	0.00	0.00	0.00	0.00	0.00	0.00	0.00	509,928.07	0.00	0.00	0.00	6,721.34	503,206.73	0.00	0.00	509,928.07				
Region VII - Central Visayas	44,321.81	1,153,342.04	0.00	251,750.00	1,449,413.85	0.00	0.00	0.00	0.00	0.00	0.00	0.00	0.00	0.00	0.00	0.00	1,449,413.85	0.00	0.00	0.00	44,321.81	1,153,342.04	0.00	251,750.00	1,449,413.85				
Regional Office - VII	44,321.81	1,153,342.04	0.00	251,750.00	1,449,413.85	0.00	0.00	0.00	0.00	0.00	0.00	0.00	0.00	0.00	0.00	0.00	1,449,413.85	0.00	0.00	0.00	44,321.81	1,153,342.04	0.00	251,750.00	1,449,413.85				
Region VIII - Eastern Visayas	42,700.00	100,959.82	0.00	0.00	143,659.82	0.00	0.00	0.00	0.00	0.00	0.00	0.00	0.00	0.00	0.00	0.00	143,659.82	0.00	0.00	0.00	42,700.00	100,959.82	0.00	0.00	143,659.82				
Regional Office - VIII	42,700.00	100,959.82	0.00	0.00	143,659.82	0.00	0.00	0.00	0.00	0.00	0.00	0.00	0.00	0.00	0.00	0.00	143,659.82	0.00	0.00	0.00	42,700.00	100,959.82	0.00	0.00	143,659.82				
Region IX - Zamboanga Peninsula	644,838.25	72,557.57	0.00	0.00	717,395.82	0.00	0.00	0.00	0.00	0.00	0.00	0.00	0.00	0.00	0.00	0.00	717,395.82	0.00	0.00	0.00	644,838.25	72,557.57	0.00	0.00	717,395.82				
Regional Office - IX	644,838.25	72,557.57	0.00	0.00	717,395.82	0.00	0.00	0.00	0.00	0.00	0.00	0.00	0.00	0.00	0.00	0.00	717,395.82	0.00	0.00	0.00	644,838.25	72,557.57	0.00	0.00	717,395.82				
Region X - Northern Mindanao	0.00	71,428.80	0.00	0.00	71,428.80	0.00	0.00	0.00	0.00	0.00	0.00	0.00	0.00	0.00	0.00	0.00	71,428.80	0.00	0.00	0.00	0.00	71,428.80	0.00	0.00	71,428.80				
Regional Office - X	0.00	71,428.80	0.00	0.00	71,428.80	0.00	0.00	0.00	0.00	0.00	0.00	0.00	0.00	0.00	0.00	0.00	71,428.80	0.00	0.00	0.00	0.00	71,428.80	0.00	0.00	71,428.80				
Region XI - Davao	19,180.00	238,429.30	0.00	0.00	257,609.30	0.00	0.00	0.00	0.00	0.00	0.00	0.00	0.00	0.00	0.00	0.00	257,609.30	0.00	0.00	0.00	19,180.00	238,429.30	0.00	0.00	257,609.30				
Regional Office - XI	19,180.00	238,429.30	0.00	0.00	257,609.30	0.00	0.00	0.00	0.00	0.00	0.00	0.00	0.00	0.00	0.00	0.00	257,609.30	0.00	0.00	0.00	19,180.00	238,429.30	0.00	0.00	257,609.30				
Region XII - SOCCSKSARGEN	65,125.00	135,421.78	0.00	0.00	200,546.78	0.00	0.00	0.00	0.00	0.00	0.00	0.00	0.00	0.00	0.00	0.00	200,546.78	0.00	0.00	0.00	65,125.00	135,421.78	0.00	0.00	200,546.78				
Regional Office - XII	65,125.00	135,421.78	0.00	0.00	200,546.78	0.00	0.00	0.00	0.00	0.00	0.00	0.00	0.00	0.00	0.00	0.00	200,546.78	0.00	0.00	0.00	65,125.00	135,421.78	0.00	0.00	200,546.78				
Region XIII - CARAGA	445,037.57	163,542.15	0.00	0.00	608,579.72	0.00	0.00	0.00	0.00	0.00	0.00	0.00	0.00	0.00	0.00	0.00	608,579.72	0.00	0.00	0.00	445,037.57	163,542.15	0.00	0.00	608,579.72				
Regional Office - XIII	445,037.57	163,542.15	0.00	0.00	608,579.72	0.00	0.0																						

Particulars	Current Year Budget					Prior Year's Budget					Trust Liabilities					Grand Total					Remarks					
	PS	MOOE	FinEx	CO	TOTAL	Prior Year's Accounts Payable					Current Year's Accounts Payable					PS	MOOE	CO	TOTAL	PS		MOOE	FinEx	CO	TOTAL	
						PS	MOOE	FinEx	CO	Sub-Total	PS	MOOE	FinEx	CO	Sub-Total	TOTAL	SUB-TOTAL	PS	MOOE	CO		TOTAL	PS	MOOE	FinEx	CO
Regional Office - VI	291,878.84	31,402.39	0.00	0.00	323,281.23	0.00	0.00	0.00	0.00	0.00	0.00	0.00	0.00	0.00	0.00	0.00	323,281.23	0.00	0.00	0.00	0.00	291,878.84	31,402.39	0.00	0.00	323,281.23
Region VII - Central Visayas	233,668.74	60,823.17	0.00	26,308.93	320,800.84	0.00	0.00	0.00	0.00	0.00	0.00	0.00	0.00	0.00	0.00	0.00	320,800.84	0.00	0.00	0.00	0.00	233,668.74	60,823.17	0.00	26,308.93	320,800.84
Regional Office - VII	233,668.74	60,823.17	0.00	26,308.93	320,800.84	0.00	0.00	0.00	0.00	0.00	0.00	0.00	0.00	0.00	0.00	0.00	320,800.84	0.00	0.00	0.00	0.00	233,668.74	60,823.17	0.00	26,308.93	320,800.84
Region VIII - Eastern Visayas	0.00	458.04	0.00	0.00	458.04	0.00	0.00	0.00	0.00	0.00	0.00	0.00	0.00	0.00	0.00	0.00	458.04	0.00	0.00	0.00	0.00	0.00	458.04	0.00	0.00	458.04
Regional Office - VIII	0.00	458.04	0.00	0.00	458.04	0.00	0.00	0.00	0.00	0.00	0.00	0.00	0.00	0.00	0.00	0.00	458.04	0.00	0.00	0.00	0.00	0.00	458.04	0.00	0.00	458.04
Region IX - Zamboanga Peninsula	274,499.33	56,233.16	0.00	0.00	330,732.49	0.00	0.00	0.00	0.00	0.00	0.00	0.00	0.00	0.00	0.00	0.00	330,732.49	0.00	0.00	0.00	0.00	274,499.33	56,233.16	0.00	0.00	330,732.49
Regional Office - IX	274,499.33	56,233.16	0.00	0.00	330,732.49	0.00	0.00	0.00	0.00	0.00	0.00	0.00	0.00	0.00	0.00	0.00	330,732.49	0.00	0.00	0.00	0.00	274,499.33	56,233.16	0.00	0.00	330,732.49
Region X - Northern Mindanao	317,166.69	39,917.22	0.00	8,994.65	366,078.56	0.00	0.00	0.00	0.00	0.00	0.00	0.00	0.00	0.00	0.00	0.00	366,078.56	0.00	0.00	0.00	0.00	317,166.69	39,917.22	0.00	8,994.65	366,078.56
Regional Office - X	317,166.69	39,917.22	0.00	8,994.65	366,078.56	0.00	0.00	0.00	0.00	0.00	0.00	0.00	0.00	0.00	0.00	0.00	366,078.56	0.00	0.00	0.00	0.00	317,166.69	39,917.22	0.00	8,994.65	366,078.56
Region XI - Davao	242,121.52	64,392.87	0.00	0.00	306,514.39	0.00	0.00	0.00	0.00	0.00	0.00	0.00	0.00	0.00	0.00	0.00	306,514.39	0.00	0.00	0.00	0.00	242,121.52	64,392.87	0.00	0.00	306,514.39
Regional Office - XI	242,121.52	64,392.87	0.00	0.00	306,514.39	0.00	0.00	0.00	0.00	0.00	0.00	0.00	0.00	0.00	0.00	0.00	306,514.39	0.00	0.00	0.00	0.00	242,121.52	64,392.87	0.00	0.00	306,514.39
Region XII - SOCCSKSARGEN	0.00	13,830.05	0.00	0.00	13,830.05	0.00	0.00	0.00	0.00	0.00	0.00	0.00	0.00	0.00	0.00	0.00	13,830.05	0.00	0.00	0.00	0.00	0.00	13,830.05	0.00	0.00	13,830.05
Regional Office - XII	0.00	13,830.05	0.00	0.00	13,830.05	0.00	0.00	0.00	0.00	0.00	0.00	0.00	0.00	0.00	0.00	0.00	13,830.05	0.00	0.00	0.00	0.00	0.00	13,830.05	0.00	0.00	13,830.05
Region XIII - CARAGA	252,921.52	10,773.32	0.00	0.00	263,694.84	0.00	0.00	0.00	0.00	0.00	0.00	0.00	0.00	0.00	0.00	0.00	263,694.84	0.00	0.00	0.00	0.00	252,921.52	10,773.32	0.00	0.00	263,694.84
Regional Office - XIII	252,921.52	10,773.32	0.00	0.00	263,694.84	0.00	0.00	0.00	0.00	0.00	0.00	0.00	0.00	0.00	0.00	0.00	263,694.84	0.00	0.00	0.00	0.00	252,921.52	10,773.32	0.00	0.00	263,694.84
Disbursements effected through outright deductions from claims (please specify...)	0.00	4,819.53	0.00	0.00	4,819.53	0.00	115.73	0.00	0.00	115.73	0.00	0.00	0.00	0.00	0.00	115.73	4,935.26	0.00	0.00	0.00	0.00	0.00	4,935.26	0.00	0.00	4,935.26
Liquidated damages and similar claims	0.00	4,819.53	0.00	0.00	4,819.53	0.00	115.73	0.00	0.00	115.73	0.00	0.00	0.00	0.00	0.00	115.73	4,935.26	0.00	0.00	0.00	0.00	0.00	4,935.26	0.00	0.00	4,935.26
National Capital Region (NCR)	0.00	4,819.53	0.00	0.00	4,819.53	0.00	115.73	0.00	0.00	115.73	0.00	0.00	0.00	0.00	0.00	115.73	4,935.26	0.00	0.00	0.00	0.00	0.00	4,935.26	0.00	0.00	4,935.26
Central Office	0.00	4,819.53	0.00	0.00	4,819.53	0.00	115.73	0.00	0.00	115.73	0.00	0.00	0.00	0.00	0.00	115.73	4,935.26	0.00	0.00	0.00	0.00	0.00	4,935.26	0.00	0.00	4,935.26
TOTAL NON-CASH DISBURSEMENTS	4,791,087.22	611,291.00	0.00	35,303.58	5,437,681.80	0.00	46,457.09	0.00	0.00	46,457.09	0.00	4,286.99	0.00	0.00	4,286.99	50,744.08	5,488,425.88	0.00	0.00	0.00	0.00	4,791,087.22	662,035.08	0.00	35,303.58	5,488,425.88
GRAND TOTAL	46,783,405.29	24,072,536.33	0.00	659,000.00	71,514,941.62	0.00	690,542.48	0.00	0.00	690,542.48	0.00	311,028.08	0.00	0.00	311,028.08	1,001,570.56	72,516,512.18	0.00	0.00	0.00	0.00	46,783,405.29	25,074,106.89	0.00	659,000.00	72,516,512.18

SUMMARY	Particulars	Previous Report	This Month	As at Date
Total Disbursement Authorities Received		1,262,241,071.27	124,471,653.72	1,386,712,724.99
NCA		1,135,190,424.00	108,884,949.00	1,244,075,373.00
NTA		60,627,195.12	10,103,214.10	70,730,409.22
Working Fund		0.00	0.00	0.00
TRA		66,423,452.15	5,483,490.62	71,906,942.77
CDC		0.00	0.00	0.00
NCAA		0.00	0.00	0.00
Less: Notice of Transfer of Allocations (NTA)* issued		60,627,195.12	14,926,475.26	75,553,670.38
Total Disbursement Authorities Available		1,201,613,876.15	109,545,178.46	1,311,159,054.61
Less:		0.00	0.00	0.00
Lapsed NCA		26,147,339.02	0.00	26,147,339.02
Disbursements		1,175,278,447.62	72,516,192.83	1,247,794,640.45
Less: Other Non-Cash Disbursements		149,074.74	4,935.26	154,010.00
Disbursements effected through outright deductions from claims		149,074.74	4,935.26	154,010.00
Overpayment of expenses(e.g. personnel benefits)		0.00	0.00	0.00
Restitution for loss of government property		0.00	0.00	0.00
Liquidated damages and similar claims		149,074.74	4,935.26	154,010.00
Others (e.g. TEF, BTr, Docs Stamp, etc.)		0.00	0.00	0.00
Add/Less: Adjustments (e.g. cancelled/staled checks)		(337,164.25)	0.00	(337,164.25)
Balance of Disbursement Authorities as at date		0.00	37,033,920.89	37,033,920.89
Total Disbursements Program		1,201,613,876.15	109,544,859.11	1,311,158,735.26
Less: *Actual Disbursements		1,175,466,537.13	72,511,257.57	1,247,977,794.70
(Over)/Under spending		26,147,339.02	37,033,601.54	63,180,940.56


Notes: * The use of NTA is discouraged
Notes: ** Amounts should tally with the grand total disbursement (column 27).

This report was generated using the Unified Reporting System on November 11, 2024 1:35 PM;


Certified Correct:


SHANYLALE G. DIONISIO
Chief, Accounting Section

Recommending Approval:


GLORIA D. MENDOZA
Chief, Financial and Management Division

Approved By:


MICHAEL V. CABALDA
Assistant Secretary for Mining Concerns and concurrent OIC Director



MONTHLY REPORT OF DISBURSEMENTS
For the month of October 2024

Department: Department of Environment and Natural Resources (DENR)
 Agency/Entity: Mines and Geosciences Bureau
 Region: ALL
 Division: ALL
 Operating Unit: ALL
 Fund Cluster: 03 - Special Account - Locally Funded/Domestic Grants Fund
 (e.g. UACS Fund Cluster: 01-Regular Agency Fund, 02-Foreign Assisted Projects Fund, 03-Special Account-Locally Funded/Domestic Grants Fund, etc.)

Particulars	Current Year Budget					Prior Year's Budget					Current Year's Accounts Payable					Trust Liabilities					Grand Total					Remarks			
	PS	MOOE	FinEx	CO	TOTAL	PS	MOOE	FinEx	CO	Sub-Total	PS	MOOE	FinEx	CO	Sub-Total	PS	MOOE	CO	TOTAL	PS	MOOE	FinEx	CO	TOTAL					
	1	2	3	4	5	6=(2+3+4+5)	7	8	9	10	11=(7+8+9+10)	12	13	14	15	16=(12+13+14+15)	17=(11+16)	18=(6+17)	19	20	21	22=(19+20+21)	23	24	25		26	27=(23+24+25+26)	28
CASH DISBURSEMENTS	0.00	6,310,974.02	0.00	49,877.10	6,360,851.12	0.00	0.00	0.00	0.00	0.00	0.00	0.00	0.00	0.00	0.00	0.00	6,360,851.12	0.00	0.00	0.00	0.00	0.00	0.00	6,310,974.02	0.00	49,877.10	6,360,851.12		
Notice of Cash Allocation (NCA)	0.00	1,926,257.16	0.00	49,877.10	1,976,134.26	0.00	0.00	0.00	0.00	0.00	0.00	0.00	0.00	0.00	0.00	0.00	1,976,134.26	0.00	0.00	0.00	0.00	0.00	0.00	1,926,257.16	0.00	49,877.10	1,976,134.26		
MDS Checks Issued	0.00	0.00	0.00	0.00	0.00	0.00	0.00	0.00	0.00	0.00	0.00	0.00	0.00	0.00	0.00	0.00	0.00	0.00	0.00	0.00	0.00	0.00	0.00	0.00	0.00	0.00	0.00	0.00	
Advice to Debit Account	0.00	1,926,257.16	0.00	49,877.10	1,976,134.26	0.00	0.00	0.00	0.00	0.00	0.00	0.00	0.00	0.00	0.00	0.00	1,976,134.26	0.00	0.00	0.00	0.00	0.00	0.00	1,926,257.16	0.00	49,877.10	1,976,134.26		
Notice of Transfer Allocations (NTA)	0.00	4,384,716.86	0.00	0.00	4,384,716.86	0.00	0.00	0.00	0.00	0.00	0.00	0.00	0.00	0.00	0.00	0.00	4,384,716.86	0.00	0.00	0.00	0.00	0.00	0.00	4,384,716.86	0.00	0.00	4,384,716.86		
MDS Checks Issued	0.00	899,879.98	0.00	0.00	899,879.98	0.00	0.00	0.00	0.00	0.00	0.00	0.00	0.00	0.00	0.00	0.00	899,879.98	0.00	0.00	0.00	0.00	0.00	0.00	899,879.98	0.00	0.00	899,879.98		
Advice to Debit Account	0.00	3,484,836.88	0.00	0.00	3,484,836.88	0.00	0.00	0.00	0.00	0.00	0.00	0.00	0.00	0.00	0.00	0.00	3,484,836.88	0.00	0.00	0.00	0.00	0.00	0.00	3,484,836.88	0.00	0.00	3,484,836.88		
Working Fund for FAPs	0.00	0.00	0.00	0.00	0.00	0.00	0.00	0.00	0.00	0.00	0.00	0.00	0.00	0.00	0.00	0.00	0.00	0.00	0.00	0.00	0.00	0.00	0.00	0.00	0.00	0.00	0.00	0.00	
Cash Disbursement Ceiling (CDC)	0.00	0.00	0.00	0.00	0.00	0.00	0.00	0.00	0.00	0.00	0.00	0.00	0.00	0.00	0.00	0.00	0.00	0.00	0.00	0.00	0.00	0.00	0.00	0.00	0.00	0.00	0.00	0.00	
TOTAL CASH DISBURSEMENTS	0.00	6,310,974.02	0.00	49,877.10	6,360,851.12	0.00	0.00	0.00	0.00	0.00	0.00	0.00	0.00	0.00	0.00	0.00	6,360,851.12	0.00	0.00	0.00	0.00	0.00	0.00	6,310,974.02	0.00	49,877.10	6,360,851.12		
NON-CASH DISBURSEMENTS	0.00	165,336.32	0.00	0.00	165,336.32	0.00	0.00	0.00	0.00	0.00	0.00	0.00	0.00	0.00	0.00	0.00	165,336.32	0.00	0.00	0.00	0.00	0.00	0.00	165,336.32	0.00	0.00	165,336.32		
Tax Remittance Advices Issued (TRA)	0.00	163,940.80	0.00	0.00	163,940.80	0.00	0.00	0.00	0.00	0.00	0.00	0.00	0.00	0.00	0.00	0.00	163,940.80	0.00	0.00	0.00	0.00	0.00	0.00	163,940.80	0.00	0.00	163,940.80		
Non-Cash Availment Authority (NCAA)	0.00	0.00	0.00	0.00	0.00	0.00	0.00	0.00	0.00	0.00	0.00	0.00	0.00	0.00	0.00	0.00	0.00	0.00	0.00	0.00	0.00	0.00	0.00	0.00	0.00	0.00	0.00	0.00	
Disbursements effected through outright deductions	0.00	1,395.52	0.00	0.00	1,395.52	0.00	0.00	0.00	0.00	0.00	0.00	0.00	0.00	0.00	0.00	0.00	1,395.52	0.00	0.00	0.00	0.00	0.00	0.00	1,395.52	0.00	0.00	1,395.52		
Overpayment of expenses(e.g. personnel benefits)	0.00	0.00	0.00	0.00	0.00	0.00	0.00	0.00	0.00	0.00	0.00	0.00	0.00	0.00	0.00	0.00	0.00	0.00	0.00	0.00	0.00	0.00	0.00	0.00	0.00	0.00	0.00	0.00	
Restitution for loss of government property	0.00	0.00	0.00	0.00	0.00	0.00	0.00	0.00	0.00	0.00	0.00	0.00	0.00	0.00	0.00	0.00	0.00	0.00	0.00	0.00	0.00	0.00	0.00	0.00	0.00	0.00	0.00	0.00	
Liquidated damages and similar claims	0.00	1,395.52	0.00	0.00	1,395.52	0.00	0.00	0.00	0.00	0.00	0.00	0.00	0.00	0.00	0.00	0.00	1,395.52	0.00	0.00	0.00	0.00	0.00	0.00	1,395.52	0.00	0.00	1,395.52		
Others(TEF, BTr-Documentary Stamp Tax, etc.)	0.00	0.00	0.00	0.00	0.00	0.00	0.00	0.00	0.00	0.00	0.00	0.00	0.00	0.00	0.00	0.00	0.00	0.00	0.00	0.00	0.00	0.00	0.00	0.00	0.00	0.00	0.00	0.00	
TOTAL NON-CASH DISBURSEMENTS	0.00	165,336.32	0.00	0.00	165,336.32	0.00	0.00	0.00	0.00	0.00	0.00	0.00	0.00	0.00	0.00	0.00	165,336.32	0.00	0.00	0.00	0.00	0.00	0.00	165,336.32	0.00	0.00	165,336.32		
GRAND TOTAL	0.00	6,476,310.34	0.00	49,877.10	6,526,187.44	0.00	0.00	0.00	0.00	0.00	0.00	0.00	0.00	0.00	0.00	0.00	6,526,187.44	0.00	0.00	0.00	0.00	0.00	0.00	6,476,310.34	0.00	49,877.10	6,526,187.44		

Particulars	Previous Report (2)	This Month (3)	As at Date (4)
Total Disbursement Authorities Received	110,153,777.07	66,523,998.72	176,677,775.79
NCA	78,881,000.00	53,847,000.00	132,728,000.00
NTA	28,313,237.48	12,513,057.92	40,826,295.40
Working Fund	0.00	0.00	0.00
TRA	2,959,539.59	163,940.80	3,123,480.39
CDC	0.00	0.00	0.00
NCAA	0.00	0.00	0.00
Less: Notice of Transfer of Allocations (NTA)* issued	28,313,237.48	12,513,057.92	40,826,295.40
Total Disbursement Authorities Available	81,840,539.59	54,010,940.80	135,851,480.39
Less:	0.00	0.00	0.00
Lapsed NCA Disbursements	4,790,398.21	0.00	4,790,398.21
Less: Other Non-Cash Disbursements	28,891.44	1,395.52	30,286.96
Disbursements effected through outright deductions from claims	28,891.44	1,395.52	30,286.96
Overpayment of expenses(e.g. personnel benefits)	0.00	0.00	0.00
Restitution for loss of government property	0.00	0.00	0.00
Liquidated damages and similar claims	28,891.44	1,395.52	30,286.96
Others (e.g. TEF, BTr, Docs Stamp, etc.)	0.00	0.00	0.00
Add/Less: Adjustments (e.g. cancelled/staled checks)	47,080.03	0.00	47,080.03
Balance of Disbursement Authorities as at date	519,222.98	47,486,148.88	48,005,371.86
Total Disbursements Program	81,840,539.59	54,010,940.80	135,851,480.39
Less: *Actual Disbursements	76,530,918.40	6,524,791.92	83,055,710.32
(Over)/Under spending	5,309,621.19	47,486,148.88	52,795,770.07

Notes: * The use of NTA is discouraged
 Notes: ** Amounts should tally with the grand total disbursement (column 27).

Certified Correct:

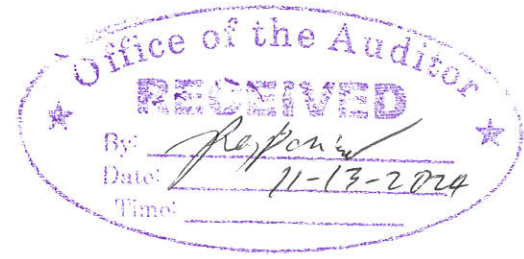
SHANYLALE G. DIONISIO
 Chief, Accounting Section

Recommending Approval:

GLORIA D. MENDOZA
 Chief, Financial and Management

Approved By:


MICHAEL V. CABALDA
 Assistant Secretary for Mining Concerns and concurrent OIC Director



MONTHLY REPORT OF DISBURSEMENTS
For the month of October 2024

Department of Environment and Natural Resources (DENR)
Mines and Geosciences Bureau
Region ALL
Division ALL
Operating Unit ALL
Fund Cluster 03 - Special Account - Locally Funded/Domestic Grants Fund
(e.g. UACS Fund Cluster: 01-Regular Agency Fund, 02-Foreign Assisted Projects Fund, 03-Special Account-Locally Funded/Domestic Grants Fund, etc.)

Particulars	Current Year Budget					Prior Year's Accounts Payable					Current Year's Accounts Payable					SUB-TOTAL	Trust Liabilities				Grand Total					Remarks	
	PS	MOOE	FinEx	CO	TOTAL	PS	MOOE	FinEx	CO	Sub-Total	PS	MOOE	FinEx	CO	Sub-Total		TOTAL	18=(6+17)	PS	MOOE	CO	TOTAL	PS	MOOE	FinEx		CO
1	2	3	4	5	6=(2+3+4+5)	7	8	9	10	11=(7+8+9+10)	12	13	14	15	16=(12+13+14+15)	17=(11+16)	18=(6+17)	19	20	21	22=(19+20+21)	23	24	25	26	27=(23+24+25+26)	28
CASH DISBURSEMENTS	0.00	6,310,974.02	0.00	49,877.10	6,360,851.12	0.00	0.00	0.00	0.00	0.00	0.00	0.00	0.00	0.00	0.00	0.00	6,360,851.12	0.00	0.00	0.00	0.00	0.00	6,310,974.02	0.00	49,877.10	6,360,851.12	
Notice of Cash Allocation (NCA)	0.00	1,926,257.16	0.00	49,877.10	1,976,134.26	0.00	0.00	0.00	0.00	0.00	0.00	0.00	0.00	0.00	0.00	0.00	1,976,134.26	0.00	0.00	0.00	0.00	0.00	1,926,257.16	0.00	49,877.10	1,976,134.26	
Advice to Debit Account	0.00	1,926,257.16	0.00	49,877.10	1,976,134.26	0.00	0.00	0.00	0.00	0.00	0.00	0.00	0.00	0.00	0.00	0.00	1,976,134.26	0.00	0.00	0.00	0.00	0.00	1,926,257.16	0.00	49,877.10	1,976,134.26	
National Capital Region (NCR)	0.00	1,926,257.16	0.00	49,877.10	1,976,134.26	0.00	0.00	0.00	0.00	0.00	0.00	0.00	0.00	0.00	0.00	0.00	1,976,134.26	0.00	0.00	0.00	0.00	0.00	1,926,257.16	0.00	49,877.10	1,976,134.26	
Central Office	0.00	1,926,257.16	0.00	49,877.10	1,976,134.26	0.00	0.00	0.00	0.00	0.00	0.00	0.00	0.00	0.00	0.00	0.00	1,976,134.26	0.00	0.00	0.00	0.00	0.00	1,926,257.16	0.00	49,877.10	1,976,134.26	
Notice of Transfer Allocations (NTA)	0.00	4,384,716.86	0.00	0.00	4,384,716.86	0.00	0.00	0.00	0.00	0.00	0.00	0.00	0.00	0.00	0.00	0.00	4,384,716.86	0.00	0.00	0.00	0.00	0.00	4,384,716.86	0.00	0.00	4,384,716.86	
MDS Checks Issued	0.00	899,879.98	0.00	0.00	899,879.98	0.00	0.00	0.00	0.00	0.00	0.00	0.00	0.00	0.00	0.00	0.00	899,879.98	0.00	0.00	0.00	0.00	0.00	899,879.98	0.00	0.00	899,879.98	
Region III - Central Luzon	0.00	240,559.58	0.00	0.00	240,559.58	0.00	0.00	0.00	0.00	0.00	0.00	0.00	0.00	0.00	0.00	0.00	240,559.58	0.00	0.00	0.00	0.00	0.00	240,559.58	0.00	0.00	240,559.58	
Regional Office - III	0.00	240,559.58	0.00	0.00	240,559.58	0.00	0.00	0.00	0.00	0.00	0.00	0.00	0.00	0.00	0.00	0.00	240,559.58	0.00	0.00	0.00	0.00	0.00	240,559.58	0.00	0.00	240,559.58	
Region VI - Western Visayas	0.00	77,907.81	0.00	0.00	77,907.81	0.00	0.00	0.00	0.00	0.00	0.00	0.00	0.00	0.00	0.00	0.00	77,907.81	0.00	0.00	0.00	0.00	0.00	77,907.81	0.00	0.00	77,907.81	
Regional Office - VI	0.00	77,907.81	0.00	0.00	77,907.81	0.00	0.00	0.00	0.00	0.00	0.00	0.00	0.00	0.00	0.00	0.00	77,907.81	0.00	0.00	0.00	0.00	0.00	77,907.81	0.00	0.00	77,907.81	
Region VII - Central Visayas	0.00	106,124.12	0.00	0.00	106,124.12	0.00	0.00	0.00	0.00	0.00	0.00	0.00	0.00	0.00	0.00	0.00	106,124.12	0.00	0.00	0.00	0.00	0.00	106,124.12	0.00	0.00	106,124.12	
Regional Office - VII	0.00	106,124.12	0.00	0.00	106,124.12	0.00	0.00	0.00	0.00	0.00	0.00	0.00	0.00	0.00	0.00	0.00	106,124.12	0.00	0.00	0.00	0.00	0.00	106,124.12	0.00	0.00	106,124.12	
Region IX - Zamboanga Peninsula	0.00	215,452.84	0.00	0.00	215,452.84	0.00	0.00	0.00	0.00	0.00	0.00	0.00	0.00	0.00	0.00	0.00	215,452.84	0.00	0.00	0.00	0.00	0.00	215,452.84	0.00	0.00	215,452.84	
Regional Office - IX	0.00	215,452.84	0.00	0.00	215,452.84	0.00	0.00	0.00	0.00	0.00	0.00	0.00	0.00	0.00	0.00	0.00	215,452.84	0.00	0.00	0.00	0.00	0.00	215,452.84	0.00	0.00	215,452.84	
Region XI - Davao	0.00	259,835.63	0.00	0.00	259,835.63	0.00	0.00	0.00	0.00	0.00	0.00	0.00	0.00	0.00	0.00	0.00	259,835.63	0.00	0.00	0.00	0.00	0.00	259,835.63	0.00	0.00	259,835.63	
Regional Office - XI	0.00	259,835.63	0.00	0.00	259,835.63	0.00	0.00	0.00	0.00	0.00	0.00	0.00	0.00	0.00	0.00	0.00	259,835.63	0.00	0.00	0.00	0.00	0.00	259,835.63	0.00	0.00	259,835.63	
Advice to Debit Account	0.00	3,484,836.88	0.00	0.00	3,484,836.88	0.00	0.00	0.00	0.00	0.00	0.00	0.00	0.00	0.00	0.00	0.00	3,484,836.88	0.00	0.00	0.00	0.00	0.00	3,484,836.88	0.00	0.00	3,484,836.88	
Cordillera Administrative Region (CAR)	0.00	146,991.05	0.00	0.00	146,991.05	0.00	0.00	0.00	0.00	0.00	0.00	0.00	0.00	0.00	0.00	0.00	146,991.05	0.00	0.00	0.00	0.00	0.00	146,991.05	0.00	0.00	146,991.05	
Regional Office - CAR	0.00	146,991.05	0.00	0.00	146,991.05	0.00	0.00	0.00	0.00	0.00	0.00	0.00	0.00	0.00	0.00	0.00	146,991.05	0.00	0.00	0.00	0.00	0.00	146,991.05	0.00	0.00	146,991.05	
Region II - Cagayan Valley	0.00	137,281.63	0.00	0.00	137,281.63	0.00	0.00	0.00	0.00	0.00	0.00	0.00	0.00	0.00	0.00	0.00	137,281.63	0.00	0.00	0.00	0.00	0.00	137,281.63	0.00	0.00	137,281.63	
Regional Office - II	0.00	137,281.63	0.00	0.00	137,281.63	0.00	0.00	0.00	0.00	0.00	0.00	0.00	0.00	0.00	0.00	0.00	137,281.63	0.00	0.00	0.00	0.00	0.00	137,281.63	0.00	0.00	137,281.63	
Region III - Central Luzon	0.00	180,857.93	0.00	0.00	180,857.93	0.00	0.00	0.00	0.00	0.00	0.00	0.00	0.00	0.00	0.00	0.00	180,857.93	0.00	0.00	0.00	0.00	0.00	180,857.93	0.00	0.00	180,857.93	
Regional Office - III	0.00	180,857.93	0.00	0.00	180,857.93	0.00	0.00	0.00	0.00	0.00	0.00	0.00	0.00	0.00	0.00	0.00	180,857.93	0.00	0.00	0.00	0.00	0.00	180,857.93	0.00	0.00	180,857.93	
Region IVA - CALABARZON	0.00	255,893.23	0.00	0.00	255,893.23	0.00	0.00	0.00	0.00	0.00	0.00	0.00	0.00	0.00	0.00	0.00	255,893.23	0.00	0.00	0.00	0.00	0.00	255,893.23	0.00	0.00	255,893.23	
Regional Office - IVA	0.00	255,893.23	0.00	0.00	255,893.23	0.00	0.00	0.00	0.00	0.00	0.00	0.00	0.00	0.00	0.00	0.00	255,893.23	0.00	0.00	0.00	0.00	0.00	255,893.23	0.00	0.00	255,893.23	
Region IVB - MIMAROPA	0.00	253,640.00	0.00	0.00	253,640.00	0.00	0.00	0.00	0.00	0.00	0.00	0.00	0.00	0.00	0.00	0.00	253,640.00	0.00	0.00	0.00	0.00	0.00	253,640.00	0.00	0.00	253,640.00	
Regional Office - IVB	0.00	253,640.00	0.00	0.00	253,640.00	0.00	0.00	0.00	0.00	0.00	0.00	0.00	0.00	0.00	0.00	0.00	253,640.00	0.00	0.00	0.00	0.00	0.00	253,640.00	0.00	0.00	253,640.00	
Region V - Bicol	0.00	161,484.39	0.00	0.00	161,484.39	0.00	0.00	0.00	0.00	0.00	0.00	0.00	0.00	0.00	0.00	0.00	161,484.39	0.00	0.00	0.00	0.00	0.00	161,484.39	0.00	0.00	161,484.39	
Regional Office - V	0.00	161,484.39	0.00	0.00	161,484.39	0.00	0.00	0.00	0.00	0.00	0.00	0.00	0.00	0.00	0.00	0.00	161,484.39	0.00	0.00	0.00	0.00	0.00	161,484.39	0.00	0.00	161,484.39	
Region VI - Western Visayas	0.00	129,097.34	0.00	0.00	129,097.34	0.00	0.00	0.00	0.00	0.00	0.00	0.00	0.00	0.00	0.00	0.00	129,097.34	0.00	0.00	0.00	0.00	0.00	129,097.34	0.00	0.00	129,097.34	
Regional Office - VI	0.00	129,097.34	0.00	0.00	129,097.34	0.00	0.00	0.00	0.00	0.00	0.00	0.00	0.00	0.00	0.00	0.00	129,097.34	0.00	0.00	0.00	0.00	0.00	129,097.34	0.00	0.00	129,097.34	
Region VII - Central Visayas	0.00	116,028.25	0.00	0.00	116,028.25	0.00	0.00	0.00	0.00	0.00	0.00	0.00	0.00	0.00	0.00	0.00	116,028.25	0.00	0.00	0.00	0.00	0.00	116,028.25	0.00	0.00	116,028.25	
Regional Office - VII	0.00	116,028.25	0.00	0.00	116,028.25	0.00	0.00	0.00	0.00	0.00	0.00	0.00	0.00	0.00	0.00	0.00	116,028.25	0.00	0.00	0.00	0.00	0.00	116,028.25	0.00	0.00	116,028.25	
Region IX - Zamboanga Peninsula	0.00	224,070.00	0.00	0.00	224,070.00	0.00	0.00	0.00	0.00	0.00	0.00	0.00	0.00	0.00	0.00	0.00	224,070.00	0.00	0.00	0.00	0.00	0.00	224,070.00	0.00	0.00	224,070.00	
Regional Office - IX	0.00	224,070.00	0.00	0.00	224,070.00	0.00	0.00	0.00	0.00	0.00	0.00	0.00	0.00	0.00	0.00	0.00	224,070.00	0.00	0.00	0.00	0.00	0.00	224,070.00	0.00	0.00	224,070.00	
Region X - Northern Mindanao	0.00	108,603.21	0.00	0.0																							



SUMMARY	Particulars (1)	Previous Report (2)	This Month (3)	As at Date (4)
Total Disbursement Authorities Received		110,153,777.07	66,523,998.72	176,677,775.79
NCA		78,881,000.00	53,847,000.00	132,728,000.00
NTA		28,313,237.48	12,513,057.92	40,826,295.40
Working Fund		0.00	0.00	0.00
TRA		2,959,539.59	163,940.80	3,123,480.39
CDC		0.00	0.00	0.00
NCAA		0.00	0.00	0.00
Less: Notice of Transfer of Allocations (NTA)* issued		28,313,237.48	12,513,057.92	40,826,295.40
Total Disbursement Authorities Available		81,840,539.59	54,010,940.80	135,851,480.39
Less:		0.00	0.00	0.00
Lapsed NCA		4,790,398.21	0.00	4,790,398.21
Disbursements		76,606,889.87	6,526,187.44	83,133,077.31
Less: Other Non-Cash Disbursements		28,891.44	1,395.52	30,286.96
Disbursements effected through outright deductions from claims		28,891.44	1,395.52	30,286.96
Overpayment of expenses(e.g. personnel benefits)		0.00	0.00	0.00
Restitution for loss of government property		0.00	0.00	0.00
Liquidated damages and similar claims		28,891.44	1,395.52	30,286.96
Others (e.g. TEF, BTr, Docs Stamp, etc.)		0.00	0.00	0.00
Add/Less: Adjustments (e.g. cancelled/staled checks)		47,080.03	0.00	47,080.03
Balance of Disbursement Authorities as at date		519,222.98	47,486,148.88	48,005,371.86
Total Disbursements Program		81,840,539.59	54,010,940.80	135,851,480.39
Less: *Actual Disbursements		76,530,918.40	6,524,791.92	83,055,710.32
(Over)/Under spending		5,309,621.19	47,486,148.88	52,795,770.07

Notes: * The use of NTA is discouraged
 Notes: ** Amounts should tally with the grand total disbursement (column 27).

Certified Correct:

SHANYLALE G. DIONISIO
 Chief, Accounting Section


Recommending Approval:

GLORIA D. MENDOZA
 Chief, Financial and Management Division

Approved By:

MICHAEL V. CABALDA
 Assistant Secretary for Mining Concerns and concurrent OIC Director

MONTHLY REPORT OF DISBURSEMENTS
For the month of October 2024



Department: Department of Environment and Natural Resources (DENR)
 Agency/Entity: Mines and Geosciences Bureau
 Region: ALL
 Division: ALL
 Operating Unit: ALL
 Fund Cluster: 07 - Trust Receipts
 (e.g. UACS Fund Cluster: 01-Regular Agency Fund, 02-Foreign Assisted Projects Fund, 03-Special Account-Locally Funded/Domestic Grants Fund, etc.)

Particulars	Current Year Budget					Prior Year's Budget											Trust Liabilities				Grand Total					Remarks		
	PS	MOOE	FinEx	CO	TOTAL	Prior Year's Accounts Payable					Current Year's Accounts Payable					TOTAL	SUB-TOTAL	PS	MOOE	CO	TOTAL	PS	MOOE	FinEx	CO		TOTAL	
	2	3	4	5	6=(2+3+4+5)	7	8	9	10	11=(7+8+9+10)	12	13	14	15	16=(12+13+14+15)	17=(11+16)	18=(6+17)	19	20	21	22=(19+20+21)	23	24	25	26		27=(23+24+25+26)	28
CASH DISBURSEMENTS	0.00	99,629.85	0.00	0.00	99,629.85	0.00	0.00	0.00	0.00	0.00	0.00	0.00	0.00	0.00	0.00	0.00	99,629.85	0.00	0.00	0.00	0.00	0.00	99,629.85	0.00	0.00	0.00	99,629.85	
Notice of Cash Allocation (NCA)	0.00	99,629.85	0.00	0.00	99,629.85	0.00	0.00	0.00	0.00	0.00	0.00	0.00	0.00	0.00	0.00	0.00	99,629.85	0.00	0.00	0.00	0.00	0.00	99,629.85	0.00	0.00	0.00	99,629.85	
MDS Checks Issued	0.00	73,126.95	0.00	0.00	73,126.95	0.00	0.00	0.00	0.00	0.00	0.00	0.00	0.00	0.00	0.00	0.00	73,126.95	0.00	0.00	0.00	0.00	0.00	73,126.95	0.00	0.00	0.00	73,126.95	
Region XI - Davao	0.00	73,126.95	0.00	0.00	73,126.95	0.00	0.00	0.00	0.00	0.00	0.00	0.00	0.00	0.00	0.00	0.00	73,126.95	0.00	0.00	0.00	0.00	0.00	73,126.95	0.00	0.00	0.00	73,126.95	
Regional Office - XI	0.00	73,126.95	0.00	0.00	73,126.95	0.00	0.00	0.00	0.00	0.00	0.00	0.00	0.00	0.00	0.00	0.00	73,126.95	0.00	0.00	0.00	0.00	0.00	73,126.95	0.00	0.00	0.00	73,126.95	
Advice to Debit Account	0.00	26,502.90	0.00	0.00	26,502.90	0.00	0.00	0.00	0.00	0.00	0.00	0.00	0.00	0.00	0.00	0.00	26,502.90	0.00	0.00	0.00	0.00	0.00	26,502.90	0.00	0.00	0.00	26,502.90	
Region XI - Davao	0.00	26,502.90	0.00	0.00	26,502.90	0.00	0.00	0.00	0.00	0.00	0.00	0.00	0.00	0.00	0.00	0.00	26,502.90	0.00	0.00	0.00	0.00	0.00	26,502.90	0.00	0.00	0.00	26,502.90	
Regional Office - XI	0.00	26,502.90	0.00	0.00	26,502.90	0.00	0.00	0.00	0.00	0.00	0.00	0.00	0.00	0.00	0.00	0.00	26,502.90	0.00	0.00	0.00	0.00	0.00	26,502.90	0.00	0.00	0.00	26,502.90	
Notice of Transfer Allocations (NTA)	0.00	0.00	0.00	0.00	0.00	0.00	0.00	0.00	0.00	0.00	0.00	0.00	0.00	0.00	0.00	0.00	0.00	0.00	0.00	0.00	0.00	0.00	0.00	0.00	0.00	0.00	0.00	
MDS Checks Issued	0.00	0.00	0.00	0.00	0.00	0.00	0.00	0.00	0.00	0.00	0.00	0.00	0.00	0.00	0.00	0.00	0.00	0.00	0.00	0.00	0.00	0.00	0.00	0.00	0.00	0.00	0.00	
Advice to Debit Account	0.00	0.00	0.00	0.00	0.00	0.00	0.00	0.00	0.00	0.00	0.00	0.00	0.00	0.00	0.00	0.00	0.00	0.00	0.00	0.00	0.00	0.00	0.00	0.00	0.00	0.00	0.00	
Working Fund for FAPs	0.00	0.00	0.00	0.00	0.00	0.00	0.00	0.00	0.00	0.00	0.00	0.00	0.00	0.00	0.00	0.00	0.00	0.00	0.00	0.00	0.00	0.00	0.00	0.00	0.00	0.00	0.00	
Cash Disbursement Ceiling (CDC)	0.00	0.00	0.00	0.00	0.00	0.00	0.00	0.00	0.00	0.00	0.00	0.00	0.00	0.00	0.00	0.00	0.00	0.00	0.00	0.00	0.00	0.00	0.00	0.00	0.00	0.00	0.00	
TOTAL CASH DISBURSEMENTS	0.00	99,629.85	0.00	0.00	99,629.85	0.00	0.00	0.00	0.00	0.00	0.00	0.00	0.00	0.00	0.00	0.00	99,629.85	0.00	0.00	0.00	0.00	0.00	99,629.85	0.00	0.00	0.00	99,629.85	
NON-CASH DISBURSEMENTS	0.00	0.00	0.00	0.00	0.00	0.00	0.00	0.00	0.00	0.00	0.00	0.00	0.00	0.00	0.00	0.00	0.00	0.00	0.00	0.00	0.00	0.00	0.00	0.00	0.00	0.00	0.00	
Tax Remittance Advices Issued (TRA)	0.00	0.00	0.00	0.00	0.00	0.00	0.00	0.00	0.00	0.00	0.00	0.00	0.00	0.00	0.00	0.00	0.00	0.00	0.00	0.00	0.00	0.00	0.00	0.00	0.00	0.00	0.00	
Non-Cash Availment Authority (NCAA)	0.00	0.00	0.00	0.00	0.00	0.00	0.00	0.00	0.00	0.00	0.00	0.00	0.00	0.00	0.00	0.00	0.00	0.00	0.00	0.00	0.00	0.00	0.00	0.00	0.00	0.00	0.00	
Disbursements effected through outright deductions from claims (please specify...)	0.00	0.00	0.00	0.00	0.00	0.00	0.00	0.00	0.00	0.00	0.00	0.00	0.00	0.00	0.00	0.00	0.00	0.00	0.00	0.00	0.00	0.00	0.00	0.00	0.00	0.00	0.00	
Overpayment of expenses(e.g. personnel benefits)	0.00	0.00	0.00	0.00	0.00	0.00	0.00	0.00	0.00	0.00	0.00	0.00	0.00	0.00	0.00	0.00	0.00	0.00	0.00	0.00	0.00	0.00	0.00	0.00	0.00	0.00	0.00	
Restitution for loss of government property	0.00	0.00	0.00	0.00	0.00	0.00	0.00	0.00	0.00	0.00	0.00	0.00	0.00	0.00	0.00	0.00	0.00	0.00	0.00	0.00	0.00	0.00	0.00	0.00	0.00	0.00	0.00	
Liquidated damages and similar claims	0.00	0.00	0.00	0.00	0.00	0.00	0.00	0.00	0.00	0.00	0.00	0.00	0.00	0.00	0.00	0.00	0.00	0.00	0.00	0.00	0.00	0.00	0.00	0.00	0.00	0.00	0.00	
Others(TEF, BTr-Documentary Stamp Tax, etc.)	0.00	0.00	0.00	0.00	0.00	0.00	0.00	0.00	0.00	0.00	0.00	0.00	0.00	0.00	0.00	0.00	0.00	0.00	0.00	0.00	0.00	0.00	0.00	0.00	0.00	0.00	0.00	
TOTAL NON-CASH DISBURSEMENTS	0.00	0.00	0.00	0.00	0.00	0.00	0.00	0.00	0.00	0.00	0.00	0.00	0.00	0.00	0.00	0.00	0.00	0.00	0.00	0.00	0.00	0.00	0.00	0.00	0.00	0.00	0.00	
GRAND TOTAL	0.00	99,629.85	0.00	0.00	99,629.85	0.00	0.00	0.00	0.00	0.00	0.00	0.00	0.00	0.00	0.00	0.00	99,629.85	0.00	0.00	0.00	0.00	0.00	99,629.85	0.00	0.00	0.00	99,629.85	

SUMMARY

Particulars	Previous Report (2)	This Month (3)	As at Date (4)
Total Disbursement Authorities Received	561,734.00	0.00	561,734.00
NCA	561,734.00	0.00	561,734.00
NTA	0.00	0.00	0.00
Working Fund	0.00	0.00	0.00
TRA	0.00	0.00	0.00
CDC	0.00	0.00	0.00
NCAA	0.00	0.00	0.00
Less: Notice of Transfer of Allocations (NTA)* issued	0.00	0.00	0.00
Total Disbursement Authorities Available	561,734.00	0.00	561,734.00
Less:	0.00	0.00	0.00
Lapsed NCA	0.00	0.00	0.00
Disbursements	130,726.15	99,629.85	230,356.00
Less: Other Non-Cash Disbursements	0.00	0.00	0.00
Disbursements effected through outright deductions from claims	0.00	0.00	0.00
Overpayment of expenses(e.g. personnel benefits)	0.00	0.00	0.00
Restitution for loss of government property	0.00	0.00	0.00
Liquidated damages and similar claims	0.00	0.00	0.00
Others (e.g. TEF, BTr, Docs Stamp, etc.)	0.00	0.00	0.00
Add/Less: Adjustments (e.g. cancelled/staled checks)	0.00	0.00	0.00
Balance of Disbursement Authorities as at date	431,007.85	(99,629.85)	331,378.00
Total Disbursements Program	561,734.00	0.00	561,734.00
Less: *Actual Disbursements	130,726.15	99,629.85	230,356.00
(Over)/Under spending	431,007.85	(99,629.85)	331,378.00

Notes: * The use of NTA is discouraged
 Notes: ** Amounts should tally with the grand total disbursement (column 27).

Certified Correct:

Shanylale G. Dionisio
 SHANYLALE G. DIONISIO
 Chief, Accounting Section

Recommending Approval:

Gloria D. Mendoza
 GLORIA D. MENDOZA
 Chief, Financial and Management

Approved By:

Michael V. Cabalda
 MICHAEL V. CABALDA
 Assistant Secretary for Mining Concerns and concurrent OIC Director

MONTHLY REPORT OF DISBURSEMENTS
For the month of October 2024



Department: Department of Environment and Natural Resources (DENR)
 Agency/Entity: Mines and Geosciences Bureau
 Region: ALL
 Division: ALL
 Operating Unit: ALL
 Fund Cluster: 07 - Trust Receipts
 (e.g. UACS Fund Cluster: 01-Regular Agency Fund, 02-Foreign Assisted Projects Fund, 03-Special Account-Locally Funded/Domestic Grants Fund,

Particulars	Current Year Budget					Prior Year's Budget					Current Year's Accounts Payable					SUB-TOTAL	Trust Liabilities				Grand Total					Remarks			
	PS	MOOE	FinEx	CO	TOTAL	Prior Year's Accounts Payable				Current Year's Accounts Payable					PS		MOOE	CO	TOTAL	PS	MOOE	CO	TOTAL						
	1	2	3	4	5	6=(2+3+4+5)	7	8	9	10	11=(7+8+9+10)	12	13	14	15		16=(12+13+14+15)	17=(11+16)	18=(6+17)	19	20	21	22=(19+20+21)	23	24		25	26	27=(23+24+25+26)
CASH DISBURSEMENTS	0.00	99,629.85	0.00	0.00	0.00	99,629.85	0.00	0.00	0.00	0.00	0.00	0.00	0.00	0.00	0.00	0.00	0.00	99,629.85	0.00	0.00	0.00	0.00	0.00	99,629.85	0.00	0.00	0.00	99,629.85	
Notice of Cash Allocation (NCA)	0.00	99,629.85	0.00	0.00	0.00	99,629.85	0.00	0.00	0.00	0.00	0.00	0.00	0.00	0.00	0.00	0.00	0.00	99,629.85	0.00	0.00	0.00	0.00	0.00	99,629.85	0.00	0.00	0.00	99,629.85	
MDS Checks Issued	0.00	73,126.95	0.00	0.00	0.00	73,126.95	0.00	0.00	0.00	0.00	0.00	0.00	0.00	0.00	0.00	0.00	0.00	73,126.95	0.00	0.00	0.00	0.00	0.00	73,126.95	0.00	0.00	0.00	73,126.95	
Advice to Debit Account	0.00	26,502.90	0.00	0.00	0.00	26,502.90	0.00	0.00	0.00	0.00	0.00	0.00	0.00	0.00	0.00	0.00	0.00	26,502.90	0.00	0.00	0.00	0.00	0.00	26,502.90	0.00	0.00	0.00	26,502.90	
Notice of Transfer Allocations (NTA)	0.00	0.00	0.00	0.00	0.00	0.00	0.00	0.00	0.00	0.00	0.00	0.00	0.00	0.00	0.00	0.00	0.00	0.00	0.00	0.00	0.00	0.00	0.00	0.00	0.00	0.00	0.00	0.00	
MDS Checks Issued	0.00	0.00	0.00	0.00	0.00	0.00	0.00	0.00	0.00	0.00	0.00	0.00	0.00	0.00	0.00	0.00	0.00	0.00	0.00	0.00	0.00	0.00	0.00	0.00	0.00	0.00	0.00	0.00	
Advice to Debit Account	0.00	0.00	0.00	0.00	0.00	0.00	0.00	0.00	0.00	0.00	0.00	0.00	0.00	0.00	0.00	0.00	0.00	0.00	0.00	0.00	0.00	0.00	0.00	0.00	0.00	0.00	0.00	0.00	
Working Fund for FAPs	0.00	0.00	0.00	0.00	0.00	0.00	0.00	0.00	0.00	0.00	0.00	0.00	0.00	0.00	0.00	0.00	0.00	0.00	0.00	0.00	0.00	0.00	0.00	0.00	0.00	0.00	0.00	0.00	
Cash Disbursement Ceiling (CDC)	0.00	0.00	0.00	0.00	0.00	0.00	0.00	0.00	0.00	0.00	0.00	0.00	0.00	0.00	0.00	0.00	0.00	0.00	0.00	0.00	0.00	0.00	0.00	0.00	0.00	0.00	0.00	0.00	
TOTAL CASH DISBURSEMENTS	0.00	99,629.85	0.00	0.00	0.00	99,629.85	0.00	0.00	0.00	0.00	0.00	0.00	0.00	0.00	0.00	0.00	0.00	99,629.85	0.00	0.00	0.00	0.00	0.00	99,629.85	0.00	0.00	0.00	99,629.85	
NON-CASH DISBURSEMENTS	0.00	0.00	0.00	0.00	0.00	0.00	0.00	0.00	0.00	0.00	0.00	0.00	0.00	0.00	0.00	0.00	0.00	0.00	0.00	0.00	0.00	0.00	0.00	0.00	0.00	0.00	0.00	0.00	
Tax Remittance Advices Issued (TRA)	0.00	0.00	0.00	0.00	0.00	0.00	0.00	0.00	0.00	0.00	0.00	0.00	0.00	0.00	0.00	0.00	0.00	0.00	0.00	0.00	0.00	0.00	0.00	0.00	0.00	0.00	0.00	0.00	
Non-Cash Availment Authority (NCAA)	0.00	0.00	0.00	0.00	0.00	0.00	0.00	0.00	0.00	0.00	0.00	0.00	0.00	0.00	0.00	0.00	0.00	0.00	0.00	0.00	0.00	0.00	0.00	0.00	0.00	0.00	0.00	0.00	
Disbursements effected through outright deductions	0.00	0.00	0.00	0.00	0.00	0.00	0.00	0.00	0.00	0.00	0.00	0.00	0.00	0.00	0.00	0.00	0.00	0.00	0.00	0.00	0.00	0.00	0.00	0.00	0.00	0.00	0.00	0.00	
Overpayment of expenses(e.g. personnel benefits)	0.00	0.00	0.00	0.00	0.00	0.00	0.00	0.00	0.00	0.00	0.00	0.00	0.00	0.00	0.00	0.00	0.00	0.00	0.00	0.00	0.00	0.00	0.00	0.00	0.00	0.00	0.00	0.00	
Restitution for loss of government property	0.00	0.00	0.00	0.00	0.00	0.00	0.00	0.00	0.00	0.00	0.00	0.00	0.00	0.00	0.00	0.00	0.00	0.00	0.00	0.00	0.00	0.00	0.00	0.00	0.00	0.00	0.00	0.00	
Liquidated damages and similar claims	0.00	0.00	0.00	0.00	0.00	0.00	0.00	0.00	0.00	0.00	0.00	0.00	0.00	0.00	0.00	0.00	0.00	0.00	0.00	0.00	0.00	0.00	0.00	0.00	0.00	0.00	0.00	0.00	
Others(TEF, BTr-Documentary Stamp Tax, etc.)	0.00	0.00	0.00	0.00	0.00	0.00	0.00	0.00	0.00	0.00	0.00	0.00	0.00	0.00	0.00	0.00	0.00	0.00	0.00	0.00	0.00	0.00	0.00	0.00	0.00	0.00	0.00	0.00	
TOTAL NON-CASH DISBURSEMENTS	0.00	0.00	0.00	0.00	0.00	0.00	0.00	0.00	0.00	0.00	0.00	0.00	0.00	0.00	0.00	0.00	0.00	0.00	0.00	0.00	0.00	0.00	0.00	0.00	0.00	0.00	0.00	0.00	
GRAND TOTAL	0.00	99,629.85	0.00	0.00	0.00	99,629.85	0.00	0.00	0.00	0.00	0.00	0.00	0.00	0.00	0.00	0.00	0.00	99,629.85	0.00	0.00	0.00	0.00	0.00	99,629.85	0.00	0.00	0.00	99,629.85	

Particulars	Previous Report (2)	This Month (3)	As at Date (4)
Total Disbursement Authorities Received	561,734.00	0.00	561,734.00
NCA	561,734.00	0.00	561,734.00
NTA	0.00	0.00	0.00
Working Fund	0.00	0.00	0.00
TRA	0.00	0.00	0.00
CDC	0.00	0.00	0.00
NCAA	0.00	0.00	0.00
Less: Notice of Transfer of Allocations (NTA)* issued	0.00	0.00	0.00
Total Disbursement Authorities Available	561,734.00	0.00	561,734.00
Less:	0.00	0.00	0.00
Lapsed NCA	0.00	0.00	0.00
Disbursements	130,726.15	99,629.85	230,356.00
Less: Other Non-Cash Disbursements	0.00	0.00	0.00
Disbursements effected through outright deductions from claims	0.00	0.00	0.00
Overpayment of expenses(e.g. personnel benefits)	0.00	0.00	0.00
Restitution for loss of government property	0.00	0.00	0.00
Liquidated damages and similar claims	0.00	0.00	0.00
Others (e.g. TEF, BTr, Docs Stamp, etc.)	0.00	0.00	0.00
Add/Less: Adjustments (e.g. cancelled/staled checks)	0.00	0.00	0.00
Balance of Disbursement Authorities as at date	431,007.85	(99,629.85)	331,378.00
Total Disbursements Program	561,734.00	0.00	561,734.00
Less: *Actual Disbursements	130,726.15	99,629.85	230,356.00
(Over)/Under spending	431,007.85	(99,629.85)	331,378.00

Notes: * The use of NTA is discouraged
 Notes: ** Amounts should tally with the grand total disbursement (column 27).

Certified Correct:

Shanyale G. Dionisio
 SHANYALE G. DIONISIO
 Chief, Accounting Section

Recommending Approval:

Gloria D. Mendoza
 GLORIA D. MENDOZA
 Chief, Financial and Management

Approved By:

Michael V. Cabalda
 MICHAEL V. CABALDA
 Assistant Secretary for Mining Concerns and concurrent OIC Director