



MONTHLY REPORT OF DISBURSEMENTS
For the month of September 2024

Department: Department of Environment and Natural Resources (DENR)
 Agency/Entity: Mines and Geosciences Bureau
 Region: ALL
 Division: ALL
 Operating Unit: ALL
 Fund Cluster: 01 - Regular Agency Fund
 (e.g. UACS Fund Cluster, 01-Regular Agency Fund, 02-Foreign Assisted Projects Fund, 03-Special Account-Locally Funded/Domestic Grants Fund, etc.)

Particulars	Current Year Budget					Prior Year's Budget											Trust Liabilities				Grand Total				Remarks				
	PS	MOOE	FinEx	CO	TOTAL	Prior Year's Accounts Payable					Current Year's Accounts Payable						SUB-TOTAL	PS	MOOE	CO	TOTAL	PS	MOOE	FinEx		CO	TOTAL		
	1	2	3	4	5	6=(2+3+4+5)	7	8	9	10	11=(7+8+9+10)	12	13	14	15	16=(12+13+14+15)	17=(11+16)	18=(6+17)	19	20	21	22=(19+20+21)	23	24		25	26	27=(23+24+25+26)	28
CASH DISBURSEMENTS	100,041,396.73	62,340,049.49	0.00	7,625,636.55	170,007,082.77	0.00	0.00	0.00	0.00	0.00	0.00	3,575,204.69	0.00	0.00	3,575,204.69	3,575,204.69	173,582,287.46	0.00	0.00	0.00	0.00	100,041,396.73	65,915,254.18	0.00	7,625,636.55	173,582,287.46			
Notice of Cash Allocation (NCA)	93,543,382.31	61,578,004.96	0.00	7,108,914.94	162,230,302.21	0.00	0.00	0.00	0.00	0.00	0.00	3,575,204.69	0.00	0.00	3,575,204.69	3,575,204.69	165,805,506.90	0.00	0.00	0.00	0.00	93,543,382.31	65,153,209.65	0.00	7,108,914.94	165,805,506.90			
MDS Checks Issued	17,673,419.73	23,675,125.49	0.00	5,799,241.98	47,147,787.20	0.00	0.00	0.00	0.00	0.00	0.00	632,801.74	0.00	0.00	632,801.74	632,801.74	47,780,588.94	0.00	0.00	0.00	0.00	17,673,419.73	24,307,927.23	0.00	5,799,241.98	47,780,588.94			
Advice to Debit Account	75,869,962.58	37,902,879.47	0.00	1,309,672.96	115,082,515.01	0.00	0.00	0.00	0.00	0.00	0.00	2,942,402.95	0.00	0.00	2,942,402.95	2,942,402.95	118,024,917.96	0.00	0.00	0.00	0.00	75,869,962.58	40,845,282.42	0.00	1,309,672.96	118,024,917.96			
Notice of Transfer Allocations (NTA)	6,498,014.42	762,044.53	0.00	516,721.61	7,776,780.56	0.00	0.00	0.00	0.00	0.00	0.00	0.00	0.00	0.00	0.00	0.00	7,776,780.56	0.00	0.00	0.00	0.00	6,498,014.42	762,044.53	0.00	516,721.61	7,776,780.56			
MDS Checks Issued	1,435,581.29	370,753.49	0.00	516,721.61	2,323,056.39	0.00	0.00	0.00	0.00	0.00	0.00	0.00	0.00	0.00	0.00	0.00	2,323,056.39	0.00	0.00	0.00	0.00	1,435,581.29	370,753.49	0.00	516,721.61	2,323,056.39			
Advice to Debit Account	5,062,433.13	391,291.04	0.00	0.00	5,453,724.17	0.00	0.00	0.00	0.00	0.00	0.00	0.00	0.00	0.00	0.00	0.00	5,453,724.17	0.00	0.00	0.00	0.00	5,062,433.13	391,291.04	0.00	0.00	5,453,724.17			
Working Fund for FAPs	0.00	0.00	0.00	0.00	0.00	0.00	0.00	0.00	0.00	0.00	0.00	0.00	0.00	0.00	0.00	0.00	0.00	0.00	0.00	0.00	0.00	0.00	0.00	0.00	0.00	0.00	0.00		
Cash Disbursement Ceiling (CDC)	0.00	0.00	0.00	0.00	0.00	0.00	0.00	0.00	0.00	0.00	0.00	0.00	0.00	0.00	0.00	0.00	0.00	0.00	0.00	0.00	0.00	0.00	0.00	0.00	0.00	0.00	0.00	0.00	
TOTAL CASH DISBURSEMENTS	100,041,396.73	62,340,049.49	0.00	7,625,636.55	170,007,082.77	0.00	0.00	0.00	0.00	0.00	0.00	3,575,204.69	0.00	0.00	3,575,204.69	3,575,204.69	173,582,287.46	0.00	0.00	0.00	0.00	100,041,396.73	65,915,254.18	0.00	7,625,636.55	173,582,287.46			
NON-CASH DISBURSEMENTS	9,774,030.41	1,968,883.08	0.00	264,881.45	12,007,794.94	0.00	0.00	0.00	0.00	0.00	0.00	181,166.42	0.00	0.00	181,166.42	181,166.42	12,188,961.36	0.00	0.00	0.00	0.00	9,774,030.41	2,150,049.50	0.00	264,881.45	12,188,961.36			
Tax Remittance Advices Issued (TRA)	9,774,030.41	1,959,939.42	0.00	194,663.45	11,928,633.28	0.00	0.00	0.00	0.00	0.00	0.00	179,246.42	0.00	0.00	179,246.42	179,246.42	12,107,879.70	0.00	0.00	0.00	0.00	9,774,030.41	2,139,185.84	0.00	194,663.45	12,107,879.70			
Non-Cash Availment Authority (NCAA)	0.00	0.00	0.00	0.00	0.00	0.00	0.00	0.00	0.00	0.00	0.00	0.00	0.00	0.00	0.00	0.00	0.00	0.00	0.00	0.00	0.00	0.00	0.00	0.00	0.00	0.00	0.00		
Disbursements effected through outright deductions from claims (please specify...)	0.00	8,943.66	0.00	70,218.00	79,161.66	0.00	0.00	0.00	0.00	0.00	0.00	1,920.00	0.00	0.00	1,920.00	1,920.00	81,081.66	0.00	0.00	0.00	0.00	0.00	10,883.66	0.00	70,218.00	81,081.66			
Overpayment of expenses(e.g. personnel benefits)	0.00	0.00	0.00	0.00	0.00	0.00	0.00	0.00	0.00	0.00	0.00	0.00	0.00	0.00	0.00	0.00	0.00	0.00	0.00	0.00	0.00	0.00	0.00	0.00	0.00	0.00	0.00		
Restitution for loss of government property	0.00	0.00	0.00	0.00	0.00	0.00	0.00	0.00	0.00	0.00	0.00	0.00	0.00	0.00	0.00	0.00	0.00	0.00	0.00	0.00	0.00	0.00	0.00	0.00	0.00	0.00	0.00		
Liquidated damages and similar claims	0.00	8,943.66	0.00	70,218.00	79,161.66	0.00	0.00	0.00	0.00	0.00	0.00	1,920.00	0.00	0.00	1,920.00	1,920.00	81,081.66	0.00	0.00	0.00	0.00	0.00	10,883.66	0.00	70,218.00	81,081.66			
Others(TEF, BTR-Documentary Stamp Tax, etc.)	0.00	0.00	0.00	0.00	0.00	0.00	0.00	0.00	0.00	0.00	0.00	0.00	0.00	0.00	0.00	0.00	0.00	0.00	0.00	0.00	0.00	0.00	0.00	0.00	0.00	0.00	0.00		
TOTAL NON-CASH DISBURSEMENTS	9,774,030.41	1,968,883.08	0.00	264,881.45	12,007,794.94	0.00	0.00	0.00	0.00	0.00	0.00	181,166.42	0.00	0.00	181,166.42	181,166.42	12,188,961.36	0.00	0.00	0.00	0.00	9,774,030.41	2,150,049.50	0.00	264,881.45	12,188,961.36			
GRAND TOTAL	109,815,427.14	64,308,932.57	0.00	7,890,518.00	182,014,877.71	0.00	0.00	0.00	0.00	0.00	0.00	3,756,371.11	0.00	0.00	3,756,371.11	3,756,371.11	185,771,248.82	0.00	0.00	0.00	0.00	109,815,427.14	68,065,303.68	0.00	7,890,518.00	185,771,248.82			

SUMMARY	Particulars	Previous Report	This Month	As at Date
Total Disbursement Authorities Received		1,092,199,391.66	170,041,679.61	1,262,241,071.27
NCA		1,002,950,951.00	132,239,473.00	1,135,190,424.00
NTA		34,932,868.21	25,694,326.91	60,627,195.12
Working Fund		0.00	0.00	0.00
TRA		54,315,672.45	12,107,879.70	66,423,452.15
CDC		0.00	0.00	0.00
NCAA		0.00	0.00	0.00
Less: Notice of Transfer of Allocations (NTA)* issued		34,932,868.21	25,694,326.91	60,627,195.12
Total Disbursement Authorities Available		1,057,266,523.45	144,347,352.70	1,201,613,876.15
Less:		0.00	0.00	0.00
Lapsed NCA		24,835,392.00	1,311,947.02	26,147,339.02
Disbursements		989,507,188.80	185,771,248.82	1,175,278,447.62
Less: Other Non-Cash Disbursements		67,993.08	81,081.66	149,074.74
Disbursements effected through outright deductions from claims		67,993.08	81,081.66	149,074.74
Overpayment of expenses(e.g. personnel benefits)		0.00	0.00	0.00
Restitution for loss of government property		0.00	0.00	0.00
Liquidated damages and similar claims		67,993.08	81,081.66	149,074.74
Others (e.g. TEF, BTR, Docs Stamp, etc.)		0.00	0.00	0.00
Add/Less: Adjustments (e.g. cancelled/staled checks)		(341,865.62)	4,701.37	(337,164.25)
Balance of Disbursement Authorities as at date		42,650,060.11	(42,650,060.11)	0.00
Total Disbursements Program		1,057,278,932.47	144,334,943.68	1,201,613,876.15
Less: *Actual Disbursements		989,793,480.36	185,673,056.77	1,175,466,537.13
(Over)/Under spending		67,485,452.11	(41,338,113.09)	26,147,339.02

Notes: * The use of NTA is discouraged
 Notes: ** Amounts should tally with the grand total disbursement (column 27).

This report was generated using the Unified Reporting System on October 10, 2024 8:15 PM.

Certified Correct:

SHANYLALE G. DIONISIO
 Chief, Accounting Section

Recommending Approval:

GLORIA D. MENDOZA
 Chief, Financial and Management Division

Approved By:

MICHAEL V. CABALDA
 Assistant Secretary for Mining Concerns and concurrent OIC Director

MONTHLY REPORT OF DISBURSEMENTS
For the month of September 2024

FAR No. 4



Department: Department of Environment and Natural Resources (DENR)
Agency/Entity: Mines and Geosciences Bureau
Region: ALL
Division: ALL
Operating Unit: ALL
Fund Cluster: 01 - Regular Agency Fund

(e.g. UACS Fund Cluster: 01-Regular Agency Fund, 02-Foreign Assisted Projects Fund, 03-Special Account-Locally Funded/Domestic Grants Fund, etc.)


Particulars	Current Year Budget					Prior Year's Budget					Trust Liabilities				Grand Total					Remarks					
	PS	MOOE	FinEx	CO	TOTAL	PS	MOOE	FinEx	CO	TOTAL	PS	MOOE	CO	TOTAL	PS	MOOE	FinEx	CO	TOTAL						
CASH DISBURSEMENTS	100,041,396.73	62,340,049.49	0.00	7,625,636.55	170,007,082.77	0.00	0.00	0.00	0.00	0.00	3,575,204.69	0.00	0.00	0.00	3,575,204.69	173,582,287.46	0.00	0.00	0.00	0.00	100,041,396.73	65,915,254.18	0.00	7,625,636.55	173,582,287.46
Notice of Cash Allocation (NCA)	93,543,382.31	61,578,004.96	0.00	7,108,914.94	162,230,302.21	0.00	0.00	0.00	0.00	0.00	3,575,204.69	0.00	0.00	0.00	3,575,204.69	165,805,506.90	0.00	0.00	0.00	0.00	93,543,382.31	65,153,209.65	0.00	7,108,914.94	165,805,506.90
MDS Checks Issued	17,673,419.73	23,675,125.49	0.00	5,799,241.98	47,147,787.20	0.00	0.00	0.00	0.00	0.00	0.00	0.00	0.00	0.00	0.00	632,801.74	0.00	0.00	0.00	0.00	17,673,419.73	24,307,927.23	0.00	5,799,241.98	47,780,588.94
National Capital Region (NCR)	8,966,546.94	8,500,035.51	0.00	0.00	17,466,582.45	0.00	0.00	0.00	0.00	0.00	0.00	0.00	0.00	0.00	0.00	432,801.74	0.00	0.00	0.00	0.00	8,966,546.94	8,932,837.25	0.00	0.00	17,899,384.19
Central Office	8,966,546.94	8,500,035.51	0.00	0.00	17,466,582.45	0.00	0.00	0.00	0.00	0.00	0.00	0.00	0.00	0.00	0.00	432,801.74	0.00	0.00	0.00	0.00	8,966,546.94	8,932,837.25	0.00	0.00	17,899,384.19
Region I - Ilocos	216,759.66	960,307.94	0.00	0.00	1,177,067.60	0.00	0.00	0.00	0.00	0.00	0.00	0.00	0.00	0.00	0.00	0.00	0.00	0.00	0.00	0.00	216,759.66	960,307.94	0.00	0.00	1,177,067.60
Regional Office - I	216,759.66	960,307.94	0.00	0.00	1,177,067.60	0.00	0.00	0.00	0.00	0.00	0.00	0.00	0.00	0.00	0.00	0.00	0.00	0.00	0.00	0.00	216,759.66	960,307.94	0.00	0.00	1,177,067.60
Cordillera Administrative Region	265,131.79	1,772,680.44	0.00	0.00	2,037,812.23	0.00	0.00	0.00	0.00	0.00	0.00	0.00	0.00	0.00	0.00	0.00	0.00	0.00	0.00	0.00	265,131.79	1,772,680.44	0.00	0.00	2,037,812.23
Regional Office - CAR	265,131.79	1,772,680.44	0.00	0.00	2,037,812.23	0.00	0.00	0.00	0.00	0.00	0.00	0.00	0.00	0.00	0.00	0.00	0.00	0.00	0.00	0.00	265,131.79	1,772,680.44	0.00	0.00	2,037,812.23
Region II - Cagayan Valley	269,033.84	155,847.97	0.00	0.00	424,881.81	0.00	0.00	0.00	0.00	0.00	0.00	0.00	0.00	0.00	0.00	0.00	0.00	0.00	0.00	0.00	269,033.84	155,847.97	0.00	0.00	424,881.81
Regional Office - II	269,033.84	155,847.97	0.00	0.00	424,881.81	0.00	0.00	0.00	0.00	0.00	0.00	0.00	0.00	0.00	0.00	0.00	0.00	0.00	0.00	0.00	269,033.84	155,847.97	0.00	0.00	424,881.81
Region III - Central Luzon	45,905.14	1,136,529.71	0.00	285,376.61	1,467,811.46	0.00	0.00	0.00	0.00	0.00	0.00	0.00	0.00	0.00	0.00	0.00	0.00	0.00	0.00	0.00	45,905.14	1,136,529.71	0.00	285,376.61	1,467,811.46
Regional Office - III	45,905.14	1,136,529.71	0.00	285,376.61	1,467,811.46	0.00	0.00	0.00	0.00	0.00	0.00	0.00	0.00	0.00	0.00	0.00	0.00	0.00	0.00	0.00	45,905.14	1,136,529.71	0.00	285,376.61	1,467,811.46
Region IV - CALABARZON	4,475.62	604,464.67	0.00	0.00	608,940.29	0.00	0.00	0.00	0.00	0.00	0.00	0.00	0.00	0.00	0.00	0.00	0.00	0.00	0.00	0.00	4,475.62	604,464.67	0.00	0.00	608,940.29
Regional Office - IVA	4,475.62	604,464.67	0.00	0.00	608,940.29	0.00	0.00	0.00	0.00	0.00	0.00	0.00	0.00	0.00	0.00	0.00	0.00	0.00	0.00	0.00	4,475.62	604,464.67	0.00	0.00	608,940.29
Region IVB - MIMAROPA	73,334.00	592,678.32	0.00	393,317.74	1,059,330.06	0.00	0.00	0.00	0.00	0.00	0.00	0.00	0.00	0.00	0.00	0.00	0.00	0.00	0.00	0.00	73,334.00	592,678.32	0.00	393,317.74	1,059,330.06
Regional Office - IVB	73,334.00	592,678.32	0.00	393,317.74	1,059,330.06	0.00	0.00	0.00	0.00	0.00	0.00	0.00	0.00	0.00	0.00	0.00	0.00	0.00	0.00	0.00	73,334.00	592,678.32	0.00	393,317.74	1,059,330.06
Region V - Bicol	5,312,673.64	3,035,932.09	0.00	0.00	8,348,605.73	0.00	0.00	0.00	0.00	0.00	0.00	0.00	0.00	0.00	0.00	0.00	0.00	0.00	0.00	0.00	5,312,673.64	3,035,932.09	0.00	0.00	8,348,605.73
Regional Office - V	5,312,673.64	3,035,932.09	0.00	0.00	8,348,605.73	0.00	0.00	0.00	0.00	0.00	0.00	0.00	0.00	0.00	0.00	0.00	0.00	0.00	0.00	0.00	5,312,673.64	3,035,932.09	0.00	0.00	8,348,605.73
Region VI - Western Visayas	95,749.09	827,793.59	0.00	0.00	923,542.68	0.00	0.00	0.00	0.00	0.00	0.00	0.00	0.00	0.00	0.00	0.00	0.00	0.00	0.00	0.00	95,749.09	827,793.59	0.00	0.00	923,542.68
Regional Office - VI	95,749.09	827,793.59	0.00	0.00	923,542.68	0.00	0.00	0.00	0.00	0.00	0.00	0.00	0.00	0.00	0.00	0.00	0.00	0.00	0.00	0.00	95,749.09	827,793.59	0.00	0.00	923,542.68
Region VII - Central Visayas	0.00	268,377.73	0.00	4,275,000.00	4,543,377.73	0.00	0.00	0.00	0.00	0.00	0.00	0.00	0.00	0.00	0.00	0.00	0.00	0.00	0.00	0.00	0.00	268,377.73	4,275,000.00	0.00	4,543,377.73
Regional Office - VII	0.00	268,377.73	0.00	4,275,000.00	4,543,377.73	0.00	0.00	0.00	0.00	0.00	0.00	0.00	0.00	0.00	0.00	0.00	0.00	0.00	0.00	0.00	0.00	268,377.73	4,275,000.00	0.00	4,543,377.73
Region VIII - Eastern Visayas	48,125.00	2,630,036.29	0.00	0.00	2,678,161.29	0.00	0.00	0.00	0.00	0.00	0.00	0.00	0.00	0.00	0.00	0.00	0.00	0.00	0.00	0.00	48,125.00	2,630,036.29	0.00	0.00	2,678,161.29
Regional Office - VIII	48,125.00	2,630,036.29	0.00	0.00	2,678,161.29	0.00	0.00	0.00	0.00	0.00	0.00	0.00	0.00	0.00	0.00	0.00	0.00	0.00	0.00	0.00	48,125.00	2,630,036.29	0.00	0.00	2,678,161.29
Region IX - Zamboanga	708,843.20	19,021.32	0.00	0.00	727,864.52	0.00	0.00	0.00	0.00	0.00	0.00	0.00	0.00	0.00	0.00	0.00	0.00	0.00	0.00	0.00	708,843.20	19,021.32	0.00	0.00	727,864.52
Regional Office - IX	708,843.20	19,021.32	0.00	0.00	727,864.52	0.00	0.00	0.00	0.00	0.00	0.00	0.00	0.00	0.00	0.00	0.00	0.00	0.00	0.00	0.00	708,843.20	19,021.32	0.00	0.00	727,864.52
Region X - Northern Mindanao	0.00	20,760.30	0.00	0.00	20,760.30	0.00	0.00	0.00	0.00	0.00	0.00	0.00	0.00	0.00	0.00	0.00	0.00	0.00	0.00	0.00	0.00	20,760.30	0.00	0.00	20,760.30
Regional Office - X	0.00	20,760.30	0.00	0.00	20,760.30	0.00	0.00	0.00	0.00	0.00	0.00	0.00	0.00	0.00	0.00	0.00	0.00	0.00	0.00	0.00	0.00	20,760.30	0.00	0.00	20,760.30
Region XI - Davao	19,180.00	378,993.16	0.00	320,119.06	718,292.22	0.00	0.00	0.00	0.00	0.00	0.00	0.00	0.00	0.00	0.00	0.00	0.00	0.00	0.00	0.00	19,180.00	378,993.16	0.00	320,119.06	718,292.22
Regional Office - XI	19,180.00	378,993.16	0.00	320,119.06	718,292.22	0.00	0.00	0.00	0.00	0.00	0.00	0.00	0.00	0.00	0.00	0.00	0.00	0.00	0.00	0.00	19,180.00	378,993.16	0.00	320,119.06	718,292.22
Region XII - SOCCSKSARGEN	995,647.18	949,606.46	0.00	525,428.57	2,470,682.21	0.00	0.00	0.00	0.00	0.00	0.00	0.00	0.00	0.00	0.00	0.00	0.00	0.00	0.00	0.00	995,647.18	949,606.46	0.00	525,428.57	2,470,682.21
Regional Office - XII	995,647.18	949,606.46	0.00	525,428.57	2,470,682.21	0.00	0.00	0.00	0.00	0.00	0.00	0.00	0.00	0.00	0.00	0.00	0.00	0.00	0.00	0.00	995,647.18	949,606.46	0.00	525,428.57	2,470,682.21
Region XIII - CARAGA	652,014.63	1,822,059.99	0.00	0.00	2,474,074.62	0.00	0.00	0.00	0.00	0.00	0.00	0.00	0.00	0.00	0.00	0.00	0.00	0.00	0.00	0.00	652,014.63	1,822,059.99	0.00	0.00	2,474,074.62
Regional Office - XIII	652,014.63	1,822,059.99	0.00	0.00	2,474,074.62	0.00	0.00	0.00	0.00	0.00	0.00	0.00	0.00	0.00	0.00	0.00	0.00	0.00	0.00	0.00	652,014.63	1,822,059.99	0.00	0.00	2,474,074.62
Advice to Debit Account	75,889,962.58	37,902,879.47	0.00	1,309,672.96	115,082,515.01	0.00	0.00	0.00	0.00	0.00	2,942,402.95	0.00	0.00	0.00	2,942,402.95	118,024,917.96	0.00	0.00	0.00	0.00	75,889,962.58	40,845,282.42	0.00	1,309,672.96	118,024,917.96
National Capital Region (NCR)	19,623,256.94	13,198,817.72	0.00	946,244.39	33,768,319.05	0.00	0.00	0.00	0.00	0.00	0.00	0.00	0.00	0.00	0.00	0.00	0.00	0.00	0.00	0.00	19,623,256.94	16,008,538.67	0.00	946,244.39	36,578,040.00
Central Office	19,623,256.94	13,198,817.72	0.00	946,244.39	3																				

Particulars	Current Year Budget					Prior Year's Budget					Current Year's Accounts Payable					Trust Liabilities					Grand Total					Remarks	
	PS	MOOE	FinEx	CO	TOTAL	PS	MOOE	FinEx	CO	Sub-Total	PS	MOOE	FinEx	CO	Sub-Total	TOTAL	SUB-TOTAL	PS	MOOE	CO	TOTAL	PS	MOOE	FinEx	CO		TOTAL
1	2	3	4	5	6=(2+3+4+5)	7	8	9	10	11=(7+8+9+10)	12	13	14	15	16=(12+13+14+15)	17=(11+16)	18=(6+17)	19	20	21	22=(19+20+21)	23	24	25	26	27=(23+24+25+26)	28
Regional Office - II	555,091.37	20,972.20	0.00	0.00	576,063.57	0.00	0.00	0.00	0.00	0.00	0.00	0.00	0.00	0.00	0.00	0.00	576,063.57	0.00	0.00	0.00	0.00	555,091.37	20,972.20	0.00	0.00	576,063.57	
Region III - Central Luzon	658,502.54	44,818.59	0.00	16,153.39	719,474.52	0.00	0.00	0.00	0.00	0.00	0.00	0.00	0.00	0.00	0.00	0.00	719,474.52	0.00	0.00	0.00	0.00	658,502.54	44,818.59	0.00	16,153.39	719,474.52	
Regional Office - III	658,502.54	44,818.59	0.00	16,153.39	719,474.52	0.00	0.00	0.00	0.00	0.00	0.00	0.00	0.00	0.00	0.00	0.00	719,474.52	0.00	0.00	0.00	0.00	658,502.54	44,818.59	0.00	16,153.39	719,474.52	
Region IV A - CALABARZON	486,236.58	92,949.97	0.00	0.00	579,186.55	0.00	0.00	0.00	0.00	0.00	0.00	0.00	0.00	0.00	0.00	0.00	579,186.55	0.00	0.00	0.00	0.00	486,236.58	92,949.97	0.00	0.00	579,186.55	
Regional Office - IVA	486,236.58	92,949.97	0.00	0.00	579,186.55	0.00	0.00	0.00	0.00	0.00	0.00	0.00	0.00	0.00	0.00	0.00	579,186.55	0.00	0.00	0.00	0.00	486,236.58	92,949.97	0.00	0.00	579,186.55	
Region IV B - MIMAROPA	435,089.84	43,493.47	0.00	22,263.26	500,846.57	0.00	0.00	0.00	0.00	0.00	0.00	0.00	0.00	0.00	0.00	0.00	500,846.57	0.00	0.00	0.00	0.00	435,089.84	43,493.47	0.00	22,263.26	500,846.57	
Regional Office - IVB	435,089.84	43,493.47	0.00	22,263.26	500,846.57	0.00	0.00	0.00	0.00	0.00	0.00	0.00	0.00	0.00	0.00	0.00	500,846.57	0.00	0.00	0.00	0.00	435,089.84	43,493.47	0.00	22,263.26	500,846.57	
Region V - Bicol	532,683.29	81,761.56	0.00	0.00	614,444.85	0.00	0.00	0.00	0.00	0.00	0.00	0.00	0.00	0.00	0.00	0.00	614,444.85	0.00	0.00	0.00	0.00	532,683.29	81,761.56	0.00	0.00	614,444.85	
Regional Office - V	532,683.29	81,761.56	0.00	0.00	614,444.85	0.00	0.00	0.00	0.00	0.00	0.00	0.00	0.00	0.00	0.00	0.00	614,444.85	0.00	0.00	0.00	0.00	532,683.29	81,761.56	0.00	0.00	614,444.85	
Region VI - Western Visayas	337,018.80	96,572.07	0.00	0.00	433,590.87	0.00	0.00	0.00	0.00	0.00	0.00	0.00	0.00	0.00	0.00	0.00	433,590.87	0.00	0.00	0.00	0.00	337,018.80	96,572.07	0.00	0.00	433,590.87	
Regional Office - VI	337,018.80	96,572.07	0.00	0.00	433,590.87	0.00	0.00	0.00	0.00	0.00	0.00	0.00	0.00	0.00	0.00	0.00	433,590.87	0.00	0.00	0.00	0.00	337,018.80	96,572.07	0.00	0.00	433,590.87	
Region VII - Central Visayas	415,886.45	62,480.45	0.00	0.00	478,366.90	0.00	0.00	0.00	0.00	0.00	0.00	0.00	0.00	0.00	0.00	0.00	478,366.90	0.00	0.00	0.00	0.00	415,886.45	62,480.45	0.00	0.00	478,366.90	
Regional Office - VII	415,886.45	62,480.45	0.00	0.00	478,366.90	0.00	0.00	0.00	0.00	0.00	0.00	0.00	0.00	0.00	0.00	0.00	478,366.90	0.00	0.00	0.00	0.00	415,886.45	62,480.45	0.00	0.00	478,366.90	
Region VIII - Eastern Visayas	541,309.89	175,811.98	0.00	29,248.39	746,370.26	0.00	0.00	0.00	0.00	0.00	0.00	0.00	0.00	0.00	0.00	0.00	746,370.26	0.00	0.00	0.00	0.00	541,309.89	175,811.98	0.00	29,248.39	746,370.26	
Regional Office - VIII	541,309.89	175,811.98	0.00	29,248.39	746,370.26	0.00	0.00	0.00	0.00	0.00	0.00	0.00	0.00	0.00	0.00	0.00	746,370.26	0.00	0.00	0.00	0.00	541,309.89	175,811.98	0.00	29,248.39	746,370.26	
Region IX - Zamboanga	473,653.43	113,678.42	0.00	0.00	587,331.85	0.00	0.00	0.00	0.00	0.00	0.00	0.00	0.00	0.00	0.00	0.00	587,331.85	0.00	0.00	0.00	0.00	473,653.43	113,678.42	0.00	0.00	587,331.85	
Regional Office - IX	473,653.43	113,678.42	0.00	0.00	587,331.85	0.00	0.00	0.00	0.00	0.00	0.00	0.00	0.00	0.00	0.00	0.00	587,331.85	0.00	0.00	0.00	0.00	473,653.43	113,678.42	0.00	0.00	587,331.85	
Region X - Northern Mindanao	563,869.26	30,612.29	0.00	20,571.43	615,052.98	0.00	0.00	0.00	0.00	0.00	0.00	0.00	0.00	0.00	0.00	0.00	615,052.98	0.00	0.00	0.00	0.00	563,869.26	30,612.29	0.00	20,571.43	615,052.98	
Regional Office - X	563,869.26	30,612.29	0.00	20,571.43	615,052.98	0.00	0.00	0.00	0.00	0.00	0.00	0.00	0.00	0.00	0.00	0.00	615,052.98	0.00	0.00	0.00	0.00	563,869.26	30,612.29	0.00	20,571.43	615,052.98	
Region XI - Davao	479,043.99	47,130.72	0.00	18,119.94	544,294.65	0.00	0.00	0.00	0.00	0.00	0.00	0.00	0.00	0.00	0.00	0.00	544,294.65	0.00	0.00	0.00	0.00	479,043.99	47,130.72	0.00	18,119.94	544,294.65	
Regional Office - XI	479,043.99	47,130.72	0.00	18,119.94	544,294.65	0.00	0.00	0.00	0.00	0.00	0.00	0.00	0.00	0.00	0.00	0.00	544,294.65	0.00	0.00	0.00	0.00	479,043.99	47,130.72	0.00	18,119.94	544,294.65	
Region XII - SOCCSKSARGEN	528,428.92	21,110.87	0.00	30,771.43	580,311.22	0.00	0.00	0.00	0.00	0.00	0.00	0.00	0.00	0.00	0.00	0.00	580,311.22	0.00	0.00	0.00	0.00	528,428.92	21,110.87	0.00	30,771.43	580,311.22	
Regional Office - XII	528,428.92	21,110.87	0.00	30,771.43	580,311.22	0.00	0.00	0.00	0.00	0.00	0.00	0.00	0.00	0.00	0.00	0.00	580,311.22	0.00	0.00	0.00	0.00	528,428.92	21,110.87	0.00	30,771.43	580,311.22	
Region XIII - CARAGA	339,339.21	115,879.95	0.00	0.00	455,219.16	0.00	0.00	0.00	0.00	0.00	0.00	0.00	0.00	0.00	0.00	0.00	455,219.16	0.00	0.00	0.00	0.00	339,339.21	115,879.95	0.00	0.00	455,219.16	
Regional Office - XIII	339,339.21	115,879.95	0.00	0.00	455,219.16	0.00	0.00	0.00	0.00	0.00	0.00	0.00	0.00	0.00	0.00	0.00	455,219.16	0.00	0.00	0.00	0.00	339,339.21	115,879.95	0.00	0.00	455,219.16	
Disbursements effected through outright deductions from claims	0.00	8,943.66	0.00	70,218.00	79,161.66	0.00	0.00	0.00	0.00	0.00	0.00	1,920.00	0.00	0.00	1,920.00	1,920.00	81,081.66	0.00	0.00	0.00	0.00	0.00	10,863.66	0.00	70,218.00	81,081.66	
Liquidated damages and similar claims	0.00	8,943.66	0.00	70,218.00	79,161.66	0.00	0.00	0.00	0.00	0.00	0.00	1,920.00	0.00	0.00	1,920.00	1,920.00	81,081.66	0.00	0.00	0.00	0.00	0.00	10,863.66	0.00	70,218.00	81,081.66	
National Capital Region (NCR)	0.00	8,943.66	0.00	70,218.00	79,161.66	0.00	0.00	0.00	0.00	0.00	0.00	1,920.00	0.00	0.00	1,920.00	1,920.00	81,081.66	0.00	0.00	0.00	0.00	0.00	10,863.66	0.00	70,218.00	81,081.66	
Central Office	0.00	8,943.66	0.00	70,218.00	79,161.66	0.00	0.00	0.00	0.00	0.00	0.00	1,920.00	0.00	0.00	1,920.00	1,920.00	81,081.66	0.00	0.00	0.00	0.00	0.00	10,863.66	0.00	70,218.00	81,081.66	
TOTAL NON-CASH	9,774,030.41	1,968,883.08	0.00	264,881.45	12,007,794.94	0.00	0.00	0.00	0.00	0.00	0.00	181,166.42	0.00	0.00	181,166.42	181,166.42	12,188,961.36	0.00	0.00	0.00	0.00	9,774,030.41	2,150,049.50	0.00	264,881.45	12,188,961.36	
GRAND TOTAL	109,815,427.14	64,308,932.57	0.00	7,890,518.00	182,014,877.71	0.00	0.00	0.00	0.00	0.00	0.00	3,756,371.11	0.00	0.00	3,756,371.11	3,756,371.11	185,771,248.82	0.00	0.00	0.00	0.00	109,815,427.14	68,065,303.68	0.00	7,890,518.00	185,771,248.82	

SUMMARY

Particulars	Previous Report	This Month	As at Date
Total Disbursement Authorities Received	1,092,199,391.66	170,041,679.61	1,262,241,071.27
NCA	1,002,950,951.00	132,239,473.00	1,135,190,424.00
NTA	34,932,868.21	25,694,326.91	60,627,195.12
Working Fund	0.00	0.00	0.00
TRA	54,315,572.45	12,107,879.70	66,423,452.15
CDC	0.00	0.00	0.00
NCAA	0.00	0.00	0.00
Less: Notice of Transfer of Allocations (NTA)* issued	34,932,868.21	25,694,326.91	60,627,195.12
Total Disbursement Authorities Available	1,057,266,523.45	144,347,352.70	1,201,613,876.15
Less:	0.00	0.00	0.00
Lapsed NCA	24,835,392.00	1,311,947.02	26,147,339.02
Disbursements	989,507,198.80	185,771,248.82	1,175,278,447.62
Less: Other Non-Cash Disbursements	67,993.08	81,081.66	149,074.74
Disbursements effected through outright deductions from claims	67,993.08	81,081.66	149,074.74
Overpayment of expenses(e.g. personnel benefits)	0.00	0.00	0.00
Restitution for loss of government property	0.00	0.00	0.00
Liquidated damages and similar claims	67,993.08	81,081.66	149,074.74
Others (e.g. TEF, BTr, Docs Stamp			

MONTHLY REPORT OF DISBURSEMENTS
For the month of September 2024



Department: Department of Environment and Natural Resources (DENR)
 Agency/Entity: Mines and Geosciences Bureau
 Region: ALL
 Division: ALL
 Operating Unit: ALL
 Fund Cluster: 03 - Special Account - Locally Funded/Domestic Grants Fund
 (e.g. UACS Fund Cluster: 01-Regular Agency Fund, 02-Foreign Assisted Projects Fund, 03-Special Account-Locally Funded/Domestic Grants Fund, etc.)

Particulars	Current Year Budget					Prior Year's Budget					Current Year's Accounts Payable					Trust Liabilities				Grand Total					Remarks		
	PS	MOOE	FinEx	CO	TOTAL	Prior Year's Accounts Payable				Sub-Total	PS	MOOE	FinEx	CO	Sub-Total	TOTAL	SUB-TOTAL	PS	MOOE	CO	TOTAL	PS	MOOE	FinEx		CO	TOTAL
	1	2	3	4	5	7	8	9	10	11=(7+8+9+10)	12	13	14	15	16=(12+13+14+15)	17=(11+16)	18=(6+17)	19	20	21	22=(19+20+21)	23	24	25		26	27=(23+24+25+26)
CASH DISBURSEMENTS	0.00	6,614,555.48	0.00	3,499,230.05	10,113,785.53	0.00	0.00	0.00	0.00	0.00	0.00	0.00	0.00	0.00	0.00	10,113,785.53	0.00	0.00	0.00	0.00	0.00	6,614,555.48	0.00	3,499,230.05	10,113,785.53		
Notice of Cash Allocation (NCA)	0.00	743,989.50	0.00	3,499,230.05	4,243,219.55	0.00	0.00	0.00	0.00	0.00	0.00	0.00	0.00	0.00	0.00	4,243,219.55	0.00	0.00	0.00	0.00	0.00	743,989.50	0.00	3,499,230.05	4,243,219.55		
MDS Checks Issued	0.00	0.00	0.00	0.00	0.00	0.00	0.00	0.00	0.00	0.00	0.00	0.00	0.00	0.00	0.00	0.00	0.00	0.00	0.00	0.00	0.00	0.00	0.00	0.00	0.00	0.00	
Advice to Debit Account	0.00	743,989.50	0.00	3,499,230.05	4,243,219.55	0.00	0.00	0.00	0.00	0.00	0.00	0.00	0.00	0.00	0.00	4,243,219.55	0.00	0.00	0.00	0.00	0.00	743,989.50	0.00	3,499,230.05	4,243,219.55		
Notice of Transfer Allocations (NTA)	0.00	5,870,565.98	0.00	0.00	5,870,565.98	0.00	0.00	0.00	0.00	0.00	0.00	0.00	0.00	0.00	0.00	5,870,565.98	0.00	0.00	0.00	0.00	0.00	5,870,565.98	0.00	0.00	5,870,565.98		
MDS Checks Issued	0.00	2,005,533.48	0.00	0.00	2,005,533.48	0.00	0.00	0.00	0.00	0.00	0.00	0.00	0.00	0.00	0.00	2,005,533.48	0.00	0.00	0.00	0.00	0.00	2,005,533.48	0.00	0.00	2,005,533.48		
Advice to Debit Account	0.00	3,865,032.50	0.00	0.00	3,865,032.50	0.00	0.00	0.00	0.00	0.00	0.00	0.00	0.00	0.00	0.00	3,865,032.50	0.00	0.00	0.00	0.00	0.00	3,865,032.50	0.00	0.00	3,865,032.50		
Working Fund for FAPs	0.00	0.00	0.00	0.00	0.00	0.00	0.00	0.00	0.00	0.00	0.00	0.00	0.00	0.00	0.00	0.00	0.00	0.00	0.00	0.00	0.00	0.00	0.00	0.00	0.00	0.00	
Cash Disbursement Ceiling (CDC)	0.00	0.00	0.00	0.00	0.00	0.00	0.00	0.00	0.00	0.00	0.00	0.00	0.00	0.00	0.00	0.00	0.00	0.00	0.00	0.00	0.00	0.00	0.00	0.00	0.00	0.00	
TOTAL CASH DISBURSEMENTS	0.00	6,614,555.48	0.00	3,499,230.05	10,113,785.53	0.00	0.00	0.00	0.00	0.00	0.00	0.00	0.00	0.00	10,113,785.53	0.00	0.00	0.00	0.00	0.00	6,614,555.48	0.00	3,499,230.05	10,113,785.53			
NON-CASH DISBURSEMENTS	0.00	187,619.26	0.00	200,892.85	388,512.11	0.00	0.00	0.00	0.00	0.00	0.00	0.00	0.00	0.00	0.00	388,512.11	0.00	0.00	0.00	0.00	0.00	187,619.26	0.00	200,892.85	388,512.11		
Tax Remittance Advices Issued (TRA)	0.00	187,619.26	0.00	200,892.85	388,512.11	0.00	0.00	0.00	0.00	0.00	0.00	0.00	0.00	0.00	0.00	388,512.11	0.00	0.00	0.00	0.00	0.00	187,619.26	0.00	200,892.85	388,512.11		
Non-Cash Availment Authority (NCAA)	0.00	0.00	0.00	0.00	0.00	0.00	0.00	0.00	0.00	0.00	0.00	0.00	0.00	0.00	0.00	0.00	0.00	0.00	0.00	0.00	0.00	0.00	0.00	0.00	0.00	0.00	
Disbursements effected through outright deductions from claims (please specify...)	0.00	0.00	0.00	0.00	0.00	0.00	0.00	0.00	0.00	0.00	0.00	0.00	0.00	0.00	0.00	0.00	0.00	0.00	0.00	0.00	0.00	0.00	0.00	0.00	0.00	0.00	
Overpayment of expenses(e.g. personnel benefits)	0.00	0.00	0.00	0.00	0.00	0.00	0.00	0.00	0.00	0.00	0.00	0.00	0.00	0.00	0.00	0.00	0.00	0.00	0.00	0.00	0.00	0.00	0.00	0.00	0.00	0.00	
Restitution for loss of government	0.00	0.00	0.00	0.00	0.00	0.00	0.00	0.00	0.00	0.00	0.00	0.00	0.00	0.00	0.00	0.00	0.00	0.00	0.00	0.00	0.00	0.00	0.00	0.00	0.00	0.00	
Liquidated damages and similar claims	0.00	0.00	0.00	0.00	0.00	0.00	0.00	0.00	0.00	0.00	0.00	0.00	0.00	0.00	0.00	0.00	0.00	0.00	0.00	0.00	0.00	0.00	0.00	0.00	0.00	0.00	
Others(TEF, BTR-Documentary Stamp	0.00	0.00	0.00	0.00	0.00	0.00	0.00	0.00	0.00	0.00	0.00	0.00	0.00	0.00	0.00	0.00	0.00	0.00	0.00	0.00	0.00	0.00	0.00	0.00	0.00	0.00	
TOTAL NON-CASH DISBURSEMENTS	0.00	187,619.26	0.00	200,892.85	388,512.11	0.00	0.00	0.00	0.00	0.00	0.00	0.00	0.00	0.00	0.00	388,512.11	0.00	0.00	0.00	0.00	0.00	187,619.26	0.00	200,892.85	388,512.11		
GRAND TOTAL	0.00	6,802,174.74	0.00	3,700,122.90	10,502,297.64	0.00	0.00	0.00	0.00	0.00	0.00	0.00	0.00	0.00	10,502,297.64	0.00	0.00	0.00	0.00	0.00	6,802,174.74	0.00	3,700,122.90	10,502,297.64			

Particulars	Previous Report	This Month	As at Date
(1)	(2)	(3)	(4)
Total Disbursement Authorities Received	101,202,355.29	8,951,421.78	110,153,777.07
NCA	73,553,000.00	5,328,000.00	78,881,000.00
NTA	25,078,327.81	3,234,909.67	28,313,237.48
Working Fund	0.00	0.00	0.00
TRA	2,571,027.48	388,512.11	2,959,539.59
CDC	0.00	0.00	0.00
NCAA	0.00	0.00	0.00
Less: Notice of Transfer of Allocations (NTA)* issued	24,989,924.38	3,323,313.10	28,313,237.48
Total Disbursement Authorities Available	76,212,430.91	5,628,108.68	81,840,539.59
Less:	0.00	0.00	0.00
Lapsed NCA	4,699,605.91	90,792.30	4,790,398.21
Disbursements	66,104,592.23	10,502,297.64	76,606,889.87
Less: Other Non-Cash Disbursements	28,891.44	0.00	28,891.44
Disbursements effected through outright deductions from claims	28,891.44	0.00	28,891.44
Overpayment of expenses(e.g. personnel benefits)	0.00	0.00	0.00
Restitution for loss of government property	0.00	0.00	0.00
Liquidated damages and similar claims	28,891.44	0.00	28,891.44
Others (e.g. TEF, BTR, Docs Stamp, etc.)	0.00	0.00	0.00
Add/Less: Adjustments (e.g. cancelled/staled checks)	0.00	47,080.03	47,080.03
Balance of Disbursement Authorities as at date	5,437,124.21	(4,917,901.23)	519,222.98
Total Disbursements Program	76,212,430.91	5,628,108.68	81,840,539.59
Less: *Actual Disbursements	66,075,700.79	10,455,217.61	76,530,918.40
(Over)/Under spending	10,136,730.12	(4,827,108.93)	5,309,621.19

Notes: * The use of NTA is discouraged
 Notes: ** Amounts should tally with the grand total disbursement (column)

Certified Correct:

SHANYLALE G. DIONISIO
 Chief, Accounting Section

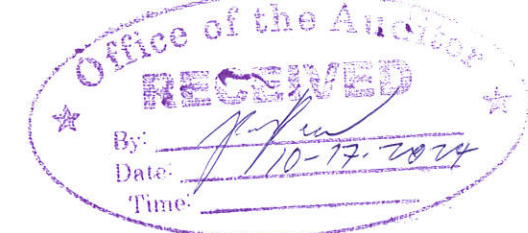
Recommending Approval:

GLORIA D. MENDOZA
 Chief, Financial and Management Division

Approved By:

MICHAEL V. CABALDA
 Assistant Secretary for Mining Concerns and concurrent OIC Director

MONTHLY REPORT OF DISBURSEMENTS
For the month of September 2024



Department of Environment and Natural Resources (DENR)
Mines and Geosciences Bureau
ALL
ALL
ALL
03 - Special Account - Locally Funded/Domestic Grants Fund
(e.g. UACS Fund Cluster: 01-Regular Agency Fund, 02-Foreign Assisted Projects Fund, 03-Special Account-Locally Funded/Domestic Grants Fund, etc.)

Particulars	Current Year Budget					Prior Year's Budget					Current Year's Accounts Payable					SUB-TOTAL	Trust Liabilities				Grand Total					Remarks	
	PS	MOOE	FinEx	CO	TOTAL	PS	MOOE	FinEx	CO	Sub-Total	PS	MOOE	FinEx	CO	Sub-Total		TOTAL	PS	MOOE	CO	TOTAL	PS	MOOE	FinEx	CO		TOTAL
1	2	3	4	5	6=(2+3+4+5)	7	8	9	10	11=(7+8+9+10)	12	13	14	15	16=(12+13+14+15)	17=(11+16)	18=(6+17)	19	20	21	22=(19+20+21)	23	24	25	26	27=(23+24+25+26)	28
CASH DISBURSEMENTS	0.00	6,614,555.48	0.00	3,499,230.05	10,113,785.53	0.00	0.00	0.00	0.00	0.00	0.00	0.00	0.00	0.00	0.00	10,113,785.53	0.00	0.00	0.00	0.00	0.00	6,614,555.48	0.00	3,499,230.05	0.00	10,113,785.53	
Notice of Cash Allocation (NCA)	0.00	743,989.50	0.00	3,499,230.05	4,243,219.55	0.00	0.00	0.00	0.00	0.00	0.00	0.00	0.00	0.00	0.00	4,243,219.55	0.00	0.00	0.00	0.00	0.00	743,989.50	0.00	3,499,230.05	0.00	4,243,219.55	
Advice to Debit Account	0.00	743,989.50	0.00	3,499,230.05	4,243,219.55	0.00	0.00	0.00	0.00	0.00	0.00	0.00	0.00	0.00	0.00	4,243,219.55	0.00	0.00	0.00	0.00	0.00	743,989.50	0.00	3,499,230.05	0.00	4,243,219.55	
National Capital Region (NCR)	0.00	743,989.50	0.00	3,499,230.05	4,243,219.55	0.00	0.00	0.00	0.00	0.00	0.00	0.00	0.00	0.00	0.00	4,243,219.55	0.00	0.00	0.00	0.00	0.00	743,989.50	0.00	3,499,230.05	0.00	4,243,219.55	
Central Office	0.00	743,989.50	0.00	3,499,230.05	4,243,219.55	0.00	0.00	0.00	0.00	0.00	0.00	0.00	0.00	0.00	0.00	4,243,219.55	0.00	0.00	0.00	0.00	0.00	743,989.50	0.00	3,499,230.05	0.00	4,243,219.55	
Notice of Transfer Allocations (NTA)	0.00	5,870,565.98	0.00	0.00	5,870,565.98	0.00	0.00	0.00	0.00	0.00	0.00	0.00	0.00	0.00	0.00	5,870,565.98	0.00	0.00	0.00	0.00	0.00	5,870,565.98	0.00	0.00	0.00	5,870,565.98	
MDS Checks Issued	0.00	2,005,533.48	0.00	0.00	2,005,533.48	0.00	0.00	0.00	0.00	0.00	0.00	0.00	0.00	0.00	0.00	2,005,533.48	0.00	0.00	0.00	0.00	0.00	2,005,533.48	0.00	0.00	0.00	2,005,533.48	
Region I - Ilocos	0.00	29,725.91	0.00	0.00	29,725.91	0.00	0.00	0.00	0.00	0.00	0.00	0.00	0.00	0.00	0.00	29,725.91	0.00	0.00	0.00	0.00	0.00	29,725.91	0.00	0.00	0.00	29,725.91	
Regional Office - I	0.00	29,725.91	0.00	0.00	29,725.91	0.00	0.00	0.00	0.00	0.00	0.00	0.00	0.00	0.00	0.00	29,725.91	0.00	0.00	0.00	0.00	0.00	29,725.91	0.00	0.00	0.00	29,725.91	
Cordillera Administrative Region (CAR)	0.00	702,442.50	0.00	0.00	702,442.50	0.00	0.00	0.00	0.00	0.00	0.00	0.00	0.00	0.00	0.00	702,442.50	0.00	0.00	0.00	0.00	0.00	702,442.50	0.00	0.00	0.00	702,442.50	
Regional Office - CAR	0.00	702,442.50	0.00	0.00	702,442.50	0.00	0.00	0.00	0.00	0.00	0.00	0.00	0.00	0.00	0.00	702,442.50	0.00	0.00	0.00	0.00	0.00	702,442.50	0.00	0.00	0.00	702,442.50	
Region III - Central Luzon	0.00	24,395.48	0.00	0.00	24,395.48	0.00	0.00	0.00	0.00	0.00	0.00	0.00	0.00	0.00	0.00	24,395.48	0.00	0.00	0.00	0.00	0.00	24,395.48	0.00	0.00	0.00	24,395.48	
Regional Office - III	0.00	24,395.48	0.00	0.00	24,395.48	0.00	0.00	0.00	0.00	0.00	0.00	0.00	0.00	0.00	0.00	24,395.48	0.00	0.00	0.00	0.00	0.00	24,395.48	0.00	0.00	0.00	24,395.48	
Region IVB - MIMAROPA	0.00	159,546.17	0.00	0.00	159,546.17	0.00	0.00	0.00	0.00	0.00	0.00	0.00	0.00	0.00	0.00	159,546.17	0.00	0.00	0.00	0.00	0.00	159,546.17	0.00	0.00	0.00	159,546.17	
Regional Office - IVB	0.00	159,546.17	0.00	0.00	159,546.17	0.00	0.00	0.00	0.00	0.00	0.00	0.00	0.00	0.00	0.00	159,546.17	0.00	0.00	0.00	0.00	0.00	159,546.17	0.00	0.00	0.00	159,546.17	
Region VII - Central Visayas	0.00	174,178.52	0.00	0.00	174,178.52	0.00	0.00	0.00	0.00	0.00	0.00	0.00	0.00	0.00	0.00	174,178.52	0.00	0.00	0.00	0.00	0.00	174,178.52	0.00	0.00	0.00	174,178.52	
Regional Office - VII	0.00	174,178.52	0.00	0.00	174,178.52	0.00	0.00	0.00	0.00	0.00	0.00	0.00	0.00	0.00	0.00	174,178.52	0.00	0.00	0.00	0.00	0.00	174,178.52	0.00	0.00	0.00	174,178.52	
Region VIII - Eastern Visayas	0.00	35,601.46	0.00	0.00	35,601.46	0.00	0.00	0.00	0.00	0.00	0.00	0.00	0.00	0.00	0.00	35,601.46	0.00	0.00	0.00	0.00	0.00	35,601.46	0.00	0.00	0.00	35,601.46	
Regional Office - VIII	0.00	35,601.46	0.00	0.00	35,601.46	0.00	0.00	0.00	0.00	0.00	0.00	0.00	0.00	0.00	0.00	35,601.46	0.00	0.00	0.00	0.00	0.00	35,601.46	0.00	0.00	0.00	35,601.46	
Region IX - Zamboanga Peninsula	0.00	24,700.00	0.00	0.00	24,700.00	0.00	0.00	0.00	0.00	0.00	0.00	0.00	0.00	0.00	0.00	24,700.00	0.00	0.00	0.00	0.00	0.00	24,700.00	0.00	0.00	0.00	24,700.00	
Regional Office - IX	0.00	24,700.00	0.00	0.00	24,700.00	0.00	0.00	0.00	0.00	0.00	0.00	0.00	0.00	0.00	0.00	24,700.00	0.00	0.00	0.00	0.00	0.00	24,700.00	0.00	0.00	0.00	24,700.00	
Region X - Northern Mindanao	0.00	13,441.13	0.00	0.00	13,441.13	0.00	0.00	0.00	0.00	0.00	0.00	0.00	0.00	0.00	0.00	13,441.13	0.00	0.00	0.00	0.00	0.00	13,441.13	0.00	0.00	0.00	13,441.13	
Regional Office - X	0.00	13,441.13	0.00	0.00	13,441.13	0.00	0.00	0.00	0.00	0.00	0.00	0.00	0.00	0.00	0.00	13,441.13	0.00	0.00	0.00	0.00	0.00	13,441.13	0.00	0.00	0.00	13,441.13	
Region XI - Davao	0.00	1,710.00	0.00	0.00	1,710.00	0.00	0.00	0.00	0.00	0.00	0.00	0.00	0.00	0.00	0.00	1,710.00	0.00	0.00	0.00	0.00	0.00	1,710.00	0.00	0.00	0.00	1,710.00	
Regional Office - XI	0.00	1,710.00	0.00	0.00	1,710.00	0.00	0.00	0.00	0.00	0.00	0.00	0.00	0.00	0.00	0.00	1,710.00	0.00	0.00	0.00	0.00	0.00	1,710.00	0.00	0.00	0.00	1,710.00	
Region XII - SOCCSKSARGEN	0.00	395,292.68	0.00	0.00	395,292.68	0.00	0.00	0.00	0.00	0.00	0.00	0.00	0.00	0.00	0.00	395,292.68	0.00	0.00	0.00	0.00	0.00	395,292.68	0.00	0.00	0.00	395,292.68	
Regional Office - XII	0.00	395,292.68	0.00	0.00	395,292.68	0.00	0.00	0.00	0.00	0.00	0.00	0.00	0.00	0.00	0.00	395,292.68	0.00	0.00	0.00	0.00	0.00	395,292.68	0.00	0.00	0.00	395,292.68	
Region XIII - CARAGA	0.00	444,499.63	0.00	0.00	444,499.63	0.00	0.00	0.00	0.00	0.00	0.00	0.00	0.00	0.00	0.00	444,499.63	0.00	0.00	0.00	0.00	0.00	444,499.63	0.00	0.00	0.00	444,499.63	
Regional Office - XIII	0.00	444,499.63	0.00	0.00	444,499.63	0.00	0.00	0.00	0.00	0.00	0.00	0.00	0.00	0.00	0.00	444,499.63	0.00	0.00	0.00	0.00	0.00	444,499.63	0.00	0.00	0.00	444,499.63	
Advice to Debit Account	0.00	3,865,032.50	0.00	0.00	3,865,032.50	0.00	0.00	0.00	0.00	0.00	0.00	0.00	0.00	0.00	0.00	3,865,032.50	0.00	0.00	0.00	0.00	0.00	3,865,032.50	0.00	0.00	0.00	3,865,032.50	
Region I - Ilocos	0.00	243,874.09	0.00	0.00	243,874.09	0.00	0.00	0.00	0.00	0.00	0.00	0.00	0.00	0.00	0.00	243,874.09	0.00	0.00	0.00	0.00	0.00	243,874.09	0.00	0.00	0.00	243,874.09	
Regional Office - I	0.00	243,874.09	0.00	0.00	243,874.09	0.00	0.00	0.00	0.00	0.00	0.00	0.00	0.00	0.00	0.00	243,874.09	0.00	0.00	0.00	0.00	0.00	243,874.09	0.00	0.00	0.00	243,874.09	
Cordillera Administrative Region (CAR)	0.00	114,941.75	0.00	0.00	114,941.75	0.00	0.00	0.00	0.00	0.00	0.00	0.00	0.00	0.00	0.00	114,941.75	0.00	0.00	0.00	0.00	0.00	114,941.75	0.00	0.00	0.00	114,941.75	
Regional Office - CAR	0.00	114,941.75	0.00	0.00	114,941.75	0.00	0.00	0.00	0.00	0.00	0.00	0.00	0.00	0.00	0.00	114,941.75	0.00	0.00	0.00	0.00	0.00	114,941.75	0.00	0.00	0.00	114,941.75	
Region II - Cagayan Valley	0.00	522,120.51	0.00	0.00	522,120.51	0.00	0.00	0.00	0.00	0.00	0.00	0.00	0.00	0.00	0.00	522,120.51	0.00	0.00	0.00	0.00	0.00	522,120.51	0.00	0.00	0.00	522,120.51	
Regional Office - II	0.00	522,120.51	0.00	0.00	522,120.51	0.00	0.00	0.00	0.00	0.00	0.00	0.00	0.00	0.00	0.00	522,120.51	0.00	0.00	0.00	0.00	0.00	522,120.51	0.00	0.00	0.00	522,120.51	
Region III - Central Luzon	0.00	233,646.84	0.00	0.00	233,646.84	0.00	0.00	0.00	0.0																		

SUMMARY

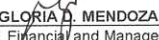
Particulars (1)	Previous Report (2)	This Month (3)	As at Date (4)
Total Disbursement Authorities Received	101,202,355.29	8,951,421.78	110,153,777.07
NCA	73,553,000.00	5,328,000.00	78,881,000.00
NTA	25,078,327.81	3,234,909.67	28,313,237.48
Working Fund	0.00	0.00	0.00
TRA	2,571,027.48	388,512.11	2,959,539.59
CDC	0.00	0.00	0.00
NCAA	0.00	0.00	0.00
Less: Notice of Transfer of Allocations (NTA)* issued	24,989,924.38	3,323,313.10	28,313,237.48
Total Disbursement Authorities Available	76,212,430.91	5,628,108.68	81,840,539.59
Less:	0.00	0.00	0.00
Lapsed NCA Disbursements	4,699,605.91	90,792.30	4,790,398.21
Less: Other Non-Cash Disbursements	66,104,592.23	10,502,297.64	76,606,889.87
Disbursements effected through outright deductions from claims	28,891.44	0.00	28,891.44
Overpayment of expenses(e.g. personnel benefits)	0.00	0.00	0.00
Restitution for loss of government property	0.00	0.00	0.00
Liquidated damages and similar claims	28,891.44	0.00	28,891.44
Others (e.g. TEF, BTR, Docs Stamp, etc.)	0.00	0.00	0.00
Add/Less: Adjustments (e.g. cancelled/staled checks)	0.00	47,080.03	47,080.03
Balance of Disbursement Authorities as at date	5,437,124.21	(4,917,901.23)	519,222.98
Total Disbursements Program	76,212,430.91	5,628,108.68	81,840,539.59
Less: *Actual Disbursements	66,075,700.79	10,455,217.61	76,530,918.40
(Over)/Under spending	10,136,730.12	(4,827,108.93)	5,309,621.19

Notes: * The use of NTA is discouraged
Notes: ** Amounts should tally with the grand total disbursement (column 27).


Certified Correct:


SHANYLALE G. DIONISIO
Chief, Accounting Section

Recommending Approval:


GLORIA D. MENDOZA
Chief, Finance and Management

Approved By:


MICHAEL V. CABALDA
Assistant Secretary for Mining Concerns and concurrent OIC Director





MONTHLY REPORT OF DISBURSEMENTS
For the month of September 2024

Department : Department of Environment and Natural Resources (DENR)
 Agency/Entity : Mines and Geosciences Bureau
 Region : ALL
 Division : ALL
 Operating Unit : ALL
 Fund Cluster : 07 - Trust Receipts
 (e.g. UACS Fund Cluster: 01-Regular Agency Fund, 02-Foreign Assisted Projects Fund, 03-Special Account-Locally Funded/Domestic Grants Fund,

Particulars	Current Year Budget					Prior Year's Budget					Current Year's Accounts Payable					Trust Liabilities					Grand Total					Remarks			
	PS	MOOE	FinEx	CO	TOTAL	Prior Year's Accounts Payable					Current Year's Accounts Payable					PS	MOOE	CO	TOTAL	PS	MOOE	FinEx	CO	TOTAL					
	2	3	4	5	6=(2+3+4+5)	7	8	9	10	11=(7+8+9+10)	12	13	14	15	16=(12+13+14+15)	17=(11+16)	18=(6+17)	19	20	21	22=(19+20+21)	23	24	25	26		27=(23+24+25)	28	
CASH DISBURSEMENTS	0.00	39,783.15	0.00	0.00	39,783.15	0.00	0.00	0.00	0.00	0.00	0.00	0.00	0.00	0.00	0.00	0.00	39,783.15	0.00	0.00	0.00	0.00	0.00	39,783.15	0.00	0.00	0.00	39,783.15		
Notice of Cash Allocation (NCA)	0.00	39,783.15	0.00	0.00	39,783.15	0.00	0.00	0.00	0.00	0.00	0.00	0.00	0.00	0.00	0.00	0.00	39,783.15	0.00	0.00	0.00	0.00	0.00	39,783.15	0.00	0.00	0.00	39,783.15		
MDS Checks Issued	0.00	0.00	0.00	0.00	0.00	0.00	0.00	0.00	0.00	0.00	0.00	0.00	0.00	0.00	0.00	0.00	0.00	0.00	0.00	0.00	0.00	0.00	0.00	0.00	0.00	0.00	0.00	0.00	
Advice to Debit Account	0.00	39,783.15	0.00	0.00	39,783.15	0.00	0.00	0.00	0.00	0.00	0.00	0.00	0.00	0.00	0.00	0.00	39,783.15	0.00	0.00	0.00	0.00	0.00	39,783.15	0.00	0.00	0.00	39,783.15		
Notice of Transfer Allocations (NTA)	0.00	0.00	0.00	0.00	0.00	0.00	0.00	0.00	0.00	0.00	0.00	0.00	0.00	0.00	0.00	0.00	0.00	0.00	0.00	0.00	0.00	0.00	0.00	0.00	0.00	0.00	0.00	0.00	
MDS Checks Issued	0.00	0.00	0.00	0.00	0.00	0.00	0.00	0.00	0.00	0.00	0.00	0.00	0.00	0.00	0.00	0.00	0.00	0.00	0.00	0.00	0.00	0.00	0.00	0.00	0.00	0.00	0.00	0.00	
Advice to Debit Account	0.00	0.00	0.00	0.00	0.00	0.00	0.00	0.00	0.00	0.00	0.00	0.00	0.00	0.00	0.00	0.00	0.00	0.00	0.00	0.00	0.00	0.00	0.00	0.00	0.00	0.00	0.00	0.00	
Working Fund for FAPs	0.00	0.00	0.00	0.00	0.00	0.00	0.00	0.00	0.00	0.00	0.00	0.00	0.00	0.00	0.00	0.00	0.00	0.00	0.00	0.00	0.00	0.00	0.00	0.00	0.00	0.00	0.00	0.00	
Cash Disbursement Ceiling (CDC)	0.00	0.00	0.00	0.00	0.00	0.00	0.00	0.00	0.00	0.00	0.00	0.00	0.00	0.00	0.00	0.00	0.00	0.00	0.00	0.00	0.00	0.00	0.00	0.00	0.00	0.00	0.00	0.00	
TOTAL CASH DISBURSEMENTS	0.00	39,783.15	0.00	0.00	39,783.15	0.00	0.00	0.00	0.00	0.00	0.00	0.00	0.00	0.00	0.00	0.00	39,783.15	0.00	0.00	0.00	0.00	0.00	39,783.15	0.00	0.00	0.00	39,783.15		
NON-CASH DISBURSEMENTS	0.00	0.00	0.00	0.00	0.00	0.00	0.00	0.00	0.00	0.00	0.00	0.00	0.00	0.00	0.00	0.00	0.00	0.00	0.00	0.00	0.00	0.00	0.00	0.00	0.00	0.00	0.00	0.00	
Tax Remittance Advices Issued (TRA)	0.00	0.00	0.00	0.00	0.00	0.00	0.00	0.00	0.00	0.00	0.00	0.00	0.00	0.00	0.00	0.00	0.00	0.00	0.00	0.00	0.00	0.00	0.00	0.00	0.00	0.00	0.00	0.00	
Non-Cash Availment Authority (NCAA)	0.00	0.00	0.00	0.00	0.00	0.00	0.00	0.00	0.00	0.00	0.00	0.00	0.00	0.00	0.00	0.00	0.00	0.00	0.00	0.00	0.00	0.00	0.00	0.00	0.00	0.00	0.00	0.00	
Disbursements effected through outright deductions from claims (please specify...)	0.00	0.00	0.00	0.00	0.00	0.00	0.00	0.00	0.00	0.00	0.00	0.00	0.00	0.00	0.00	0.00	0.00	0.00	0.00	0.00	0.00	0.00	0.00	0.00	0.00	0.00	0.00	0.00	
Overpayment of expenses(e.g. personnel benefits)	0.00	0.00	0.00	0.00	0.00	0.00	0.00	0.00	0.00	0.00	0.00	0.00	0.00	0.00	0.00	0.00	0.00	0.00	0.00	0.00	0.00	0.00	0.00	0.00	0.00	0.00	0.00	0.00	
Restitution for loss of government property	0.00	0.00	0.00	0.00	0.00	0.00	0.00	0.00	0.00	0.00	0.00	0.00	0.00	0.00	0.00	0.00	0.00	0.00	0.00	0.00	0.00	0.00	0.00	0.00	0.00	0.00	0.00	0.00	
Liquidated damages and similar claims	0.00	0.00	0.00	0.00	0.00	0.00	0.00	0.00	0.00	0.00	0.00	0.00	0.00	0.00	0.00	0.00	0.00	0.00	0.00	0.00	0.00	0.00	0.00	0.00	0.00	0.00	0.00	0.00	
Others(TEF, BTr-Documetary Stamp Tax, etc.)	0.00	0.00	0.00	0.00	0.00	0.00	0.00	0.00	0.00	0.00	0.00	0.00	0.00	0.00	0.00	0.00	0.00	0.00	0.00	0.00	0.00	0.00	0.00	0.00	0.00	0.00	0.00	0.00	
TOTAL NON-CASH DISBURSEMENTS	0.00	0.00	0.00	0.00	0.00	0.00	0.00	0.00	0.00	0.00	0.00	0.00	0.00	0.00	0.00	0.00	0.00	0.00	0.00	0.00	0.00	0.00	0.00	0.00	0.00	0.00	0.00	0.00	
GRAND TOTAL	0.00	39,783.15	0.00	0.00	39,783.15	0.00	0.00	0.00	0.00	0.00	0.00	0.00	0.00	0.00	0.00	0.00	39,783.15	0.00	0.00	0.00	0.00	0.00	39,783.15	0.00	0.00	0.00	39,783.15		

SUMMARY

Particulars	Previous Report (2)	This Month (3)	As at Date (4)
Total Disbursement Authorities Received	552,999.00	8,735.00	561,734.00
NCA	552,999.00	8,735.00	561,734.00
NTA	0.00	0.00	0.00
Working Fund	0.00	0.00	0.00
TRA	0.00	0.00	0.00
CDC	0.00	0.00	0.00
NCAA	0.00	0.00	0.00
Less: Notice of Transfer of Allocations (NTA)* issued	0.00	0.00	0.00
Total Disbursement Authorities Available	552,999.00	8,735.00	561,734.00
Less:	0.00	0.00	0.00
Lapsed NCA	0.00	0.00	0.00
Disbursements	90,943.00	39,783.15	130,726.15
Less: Other Non-Cash Disbursements	0.00	0.00	0.00
Disbursements effected through outright deductions from claims	0.00	0.00	0.00
Overpayment of expenses(e.g. personnel benefits)	0.00	0.00	0.00
Restitution for loss of government property	0.00	0.00	0.00
Liquidated damages and similar claims	0.00	0.00	0.00
Others (e.g. TEF, BTr, Docs Stamp, etc.)	0.00	0.00	0.00
Add/Less: Adjustments (e.g. cancelled/staled checks)	0.00	0.00	0.00
Balance of Disbursement Authorities as at date	462,056.00	(31,048.15)	431,007.85
Total Disbursements Program	552,999.00	8,735.00	561,734.00
Less: *Actual Disbursements	90,943.00	39,783.15	130,726.15
(Over)/Under spending	462,056.00	(31,048.15)	431,007.85

Notes: * The use of NTA is discouraged
 Notes: ** Amounts should tally with the grand total disbursement (column 27).

Certified Correct:

SHANYLALE G. DIONISIO
 Chief, Accounting Section

Recommending Approval:

GLORIA D. MENDOZA
 Chief, Financial and Management Division

Approved By:

MICHAEL V. CABALDA
 Assistant Secretary for Mining Concerns and concurrent OIC Director

MONTHLY REPORT OF DISBURSEMENTS
For the month of September 2024



Department : Department of Environment and Natural Resources (DENR)
 Agency/Entity : Mines and Geosciences Bureau
 Region : ALL
 Division : ALL
 Operating Unit : ALL
 Fund Cluster : 07 - Trust Receipts
 (e.g. UACS Fund Cluster: 01-Regular Agency Fund, 02-Foreign Assisted Projects Fund, 03-Special Account-Locally Funded/Domestic Grants Fund, etc.)

Particulars	Current Year Budget					Prior Year's Budget					Current Year's Accounts Payable					Trust Liabilities				Grand Total					Remarks			
	PS	MOOE	FinEx	CO	TOTAL	PS	MOOE	FinEx	CO	Sub-Total	PS	MOOE	FinEx	CO	Sub-Total	TOTAL	SUB-TOTAL	PS	MOOE	CO	TOTAL	PS	MOOE	FinEx		CO	TOTAL	
1	2	3	4	5	6=(2+3+4+5)	7	8	9	10	11=(7+8+9+10)	12	13	14	15	16=(12+13+14+15)	17=(11+16)	18=(6+17)	19	20	21	22=(19+20+21)	23	24	25	26	27=(23+24+25)	28	
CASH DISBURSEMENTS	0.00	39,783.15	0.00	0.00	39,783.15	0.00	0.00	0.00	0.00	0.00	0.00	0.00	0.00	0.00	0.00	0.00	39,783.15	0.00	0.00	0.00	0.00	0.00	39,783.15	0.00	0.00	0.00	39,783.15	
Notice of Cash Allocation (NCA)	0.00	39,783.15	0.00	0.00	39,783.15	0.00	0.00	0.00	0.00	0.00	0.00	0.00	0.00	0.00	0.00	0.00	39,783.15	0.00	0.00	0.00	0.00	0.00	39,783.15	0.00	0.00	0.00	39,783.15	
MDS Checks Issued	0.00	0.00	0.00	0.00	0.00	0.00	0.00	0.00	0.00	0.00	0.00	0.00	0.00	0.00	0.00	0.00	0.00	0.00	0.00	0.00	0.00	0.00	0.00	0.00	0.00	0.00	0.00	
National Capital Region (NCR)	0.00	0.00	0.00	0.00	0.00	0.00	0.00	0.00	0.00	0.00	0.00	0.00	0.00	0.00	0.00	0.00	0.00	0.00	0.00	0.00	0.00	0.00	0.00	0.00	0.00	0.00	0.00	
Region XI - Davao	0.00	0.00	0.00	0.00	0.00	0.00	0.00	0.00	0.00	0.00	0.00	0.00	0.00	0.00	0.00	0.00	0.00	0.00	0.00	0.00	0.00	0.00	0.00	0.00	0.00	0.00	0.00	
Advice to Debit Account	0.00	39,783.15	0.00	0.00	39,783.15	0.00	0.00	0.00	0.00	0.00	0.00	0.00	0.00	0.00	0.00	0.00	39,783.15	0.00	0.00	0.00	0.00	0.00	39,783.15	0.00	0.00	0.00	39,783.15	
National Capital Region (NCR)	0.00	8,734.95	0.00	0.00	8,734.95	0.00	0.00	0.00	0.00	0.00	0.00	0.00	0.00	0.00	0.00	0.00	8,734.95	0.00	0.00	0.00	0.00	0.00	8,734.95	0.00	0.00	0.00	8,734.95	
Region XI - Davao	0.00	31,048.20	0.00	0.00	31,048.20	0.00	0.00	0.00	0.00	0.00	0.00	0.00	0.00	0.00	0.00	0.00	31,048.20	0.00	0.00	0.00	0.00	0.00	31,048.20	0.00	0.00	0.00	31,048.20	
Notice of Transfer Allocations (NTA)	0.00	0.00	0.00	0.00	0.00	0.00	0.00	0.00	0.00	0.00	0.00	0.00	0.00	0.00	0.00	0.00	0.00	0.00	0.00	0.00	0.00	0.00	0.00	0.00	0.00	0.00	0.00	
MDS Checks Issued	0.00	0.00	0.00	0.00	0.00	0.00	0.00	0.00	0.00	0.00	0.00	0.00	0.00	0.00	0.00	0.00	0.00	0.00	0.00	0.00	0.00	0.00	0.00	0.00	0.00	0.00	0.00	
National Capital Region (NCR)	0.00	0.00	0.00	0.00	0.00	0.00	0.00	0.00	0.00	0.00	0.00	0.00	0.00	0.00	0.00	0.00	0.00	0.00	0.00	0.00	0.00	0.00	0.00	0.00	0.00	0.00	0.00	
Region XI - Davao	0.00	0.00	0.00	0.00	0.00	0.00	0.00	0.00	0.00	0.00	0.00	0.00	0.00	0.00	0.00	0.00	0.00	0.00	0.00	0.00	0.00	0.00	0.00	0.00	0.00	0.00	0.00	
Advice to Debit Account	0.00	0.00	0.00	0.00	0.00	0.00	0.00	0.00	0.00	0.00	0.00	0.00	0.00	0.00	0.00	0.00	0.00	0.00	0.00	0.00	0.00	0.00	0.00	0.00	0.00	0.00	0.00	
National Capital Region (NCR)	0.00	0.00	0.00	0.00	0.00	0.00	0.00	0.00	0.00	0.00	0.00	0.00	0.00	0.00	0.00	0.00	0.00	0.00	0.00	0.00	0.00	0.00	0.00	0.00	0.00	0.00	0.00	
Region XI - Davao	0.00	0.00	0.00	0.00	0.00	0.00	0.00	0.00	0.00	0.00	0.00	0.00	0.00	0.00	0.00	0.00	0.00	0.00	0.00	0.00	0.00	0.00	0.00	0.00	0.00	0.00	0.00	
Working Fund for FAPs	0.00	0.00	0.00	0.00	0.00	0.00	0.00	0.00	0.00	0.00	0.00	0.00	0.00	0.00	0.00	0.00	0.00	0.00	0.00	0.00	0.00	0.00	0.00	0.00	0.00	0.00	0.00	
National Capital Region (NCR)	0.00	0.00	0.00	0.00	0.00	0.00	0.00	0.00	0.00	0.00	0.00	0.00	0.00	0.00	0.00	0.00	0.00	0.00	0.00	0.00	0.00	0.00	0.00	0.00	0.00	0.00	0.00	
Region XI - Davao	0.00	0.00	0.00	0.00	0.00	0.00	0.00	0.00	0.00	0.00	0.00	0.00	0.00	0.00	0.00	0.00	0.00	0.00	0.00	0.00	0.00	0.00	0.00	0.00	0.00	0.00	0.00	
Cash Disbursement Ceiling (CDC)	0.00	0.00	0.00	0.00	0.00	0.00	0.00	0.00	0.00	0.00	0.00	0.00	0.00	0.00	0.00	0.00	0.00	0.00	0.00	0.00	0.00	0.00	0.00	0.00	0.00	0.00	0.00	
National Capital Region (NCR)	0.00	0.00	0.00	0.00	0.00	0.00	0.00	0.00	0.00	0.00	0.00	0.00	0.00	0.00	0.00	0.00	0.00	0.00	0.00	0.00	0.00	0.00	0.00	0.00	0.00	0.00	0.00	
Region XI - Davao	0.00	0.00	0.00	0.00	0.00	0.00	0.00	0.00	0.00	0.00	0.00	0.00	0.00	0.00	0.00	0.00	0.00	0.00	0.00	0.00	0.00	0.00	0.00	0.00	0.00	0.00	0.00	
TOTAL CASH DISBURSEMENTS	0.00	39,783.15	0.00	0.00	39,783.15	0.00	0.00	0.00	0.00	0.00	0.00	0.00	0.00	0.00	0.00	0.00	39,783.15	0.00	0.00	0.00	0.00	0.00	39,783.15	0.00	0.00	0.00	39,783.15	
NON-CASH DISBURSEMENTS	0.00	0.00	0.00	0.00	0.00	0.00	0.00	0.00	0.00	0.00	0.00	0.00	0.00	0.00	0.00	0.00	0.00	0.00	0.00	0.00	0.00	0.00	0.00	0.00	0.00	0.00	0.00	
Tax Remittance Advices Issued (TRA)	0.00	0.00	0.00	0.00	0.00	0.00	0.00	0.00	0.00	0.00	0.00	0.00	0.00	0.00	0.00	0.00	0.00	0.00	0.00	0.00	0.00	0.00	0.00	0.00	0.00	0.00	0.00	
National Capital Region (NCR)	0.00	0.00	0.00	0.00	0.00	0.00	0.00	0.00	0.00	0.00	0.00	0.00	0.00	0.00	0.00	0.00	0.00	0.00	0.00	0.00	0.00	0.00	0.00	0.00	0.00	0.00	0.00	
Central Office	0.00	0.00	0.00	0.00	0.00	0.00	0.00	0.00	0.00	0.00	0.00	0.00	0.00	0.00	0.00	0.00	0.00	0.00	0.00	0.00	0.00	0.00	0.00	0.00	0.00	0.00	0.00	
Regional Office - XI	0.00	0.00	0.00	0.00	0.00	0.00	0.00	0.00	0.00	0.00	0.00	0.00	0.00	0.00	0.00	0.00	0.00	0.00	0.00	0.00	0.00	0.00	0.00	0.00	0.00	0.00	0.00	
Non-Cash Availment Authority (NCAA)	0.00	0.00	0.00	0.00	0.00	0.00	0.00	0.00	0.00	0.00	0.00	0.00	0.00	0.00	0.00	0.00	0.00	0.00	0.00	0.00	0.00	0.00	0.00	0.00	0.00	0.00	0.00	
National Capital Region (NCR)	0.00	0.00	0.00	0.00	0.00	0.00	0.00	0.00	0.00	0.00	0.00	0.00	0.00	0.00	0.00	0.00	0.00	0.00	0.00	0.00	0.00	0.00	0.00	0.00	0.00	0.00	0.00	
Region XI - Davao	0.00	0.00	0.00	0.00	0.00	0.00	0.00	0.00	0.00	0.00	0.00	0.00	0.00	0.00	0.00	0.00	0.00	0.00	0.00	0.00	0.00	0.00	0.00	0.00	0.00	0.00	0.00	
Disbursements effected through outright deductions from claims (please specify...)	0.00	0.00	0.00	0.00	0.00	0.00	0.00	0.00	0.00	0.00	0.00	0.00	0.00	0.00	0.00	0.00	0.00	0.00	0.00	0.00	0.00	0.00	0.00	0.00	0.00	0.00	0.00	
Overpayment of expenses(e.g. personnel benefits)	0.00	0.00	0.00	0.00	0.00	0.00	0.00	0.00	0.00	0.00	0.00	0.00	0.00	0.00	0.00	0.00	0.00	0.00	0.00	0.00	0.00	0.00	0.00	0.00	0.00	0.00	0.00	
National Capital Region (NCR)	0.00	0.00	0.00	0.00	0.00	0.00	0.00	0.00	0.00	0.00	0.00	0.00	0.00	0.00	0.00	0.00	0.00	0.00	0.00	0.00	0.00	0.00	0.00	0.00	0.00	0.00	0.00	
Region XI - Davao	0.00	0.00	0.00	0.00	0.00	0.00	0.00	0.00	0.00	0.00	0.00	0.00	0.00	0.00	0.00	0.00	0.00	0.00	0.00	0.00	0.00	0.00	0.00	0.00	0.00	0.00	0.00	
Restitution for loss of government property	0.00	0.00	0.00	0.00	0.00	0.00	0.00	0.00	0.00	0.00	0.00	0.00	0.00	0.00	0.00	0.00	0.00	0.00	0.00	0.00	0.00	0.00	0.00	0.00	0.00	0.00	0.00	
National Capital Region (NCR)	0.00	0.00	0.00	0.00	0.00	0.00	0.00	0.00	0.00	0.00	0.00	0.00	0.00	0.00	0.00	0.00	0.00	0.00	0.00	0.00	0.00	0.00	0.00	0.00	0.00	0.00	0.00	
Region XI - Davao	0.00	0.00	0.00	0.00	0.00	0.00	0.00	0.00	0.00	0.00	0.00	0.00	0.00	0.00	0.00	0.00	0.00	0.00	0.00	0.00	0.00	0.00	0.00	0.00	0.00	0.00	0.00	
Liquidated damages and similar claims	0.00	0.00	0.00	0.00	0.00	0.00	0.00	0.00	0.00	0.00	0.00	0.00	0.00	0.00	0.00	0.00	0.00	0.00	0.00	0.00	0.00	0.00	0.00	0.00	0.00	0.00	0.00	
National Capital Region (NCR)	0.00	0.00	0.00	0.00																								