

MONTHLY REPORT OF DISBURSEMENTS  
For the month of July 2024



Department : Department of Environment and Natural Resources (DENR)  
 Agency/Entity : Mines and Geosciences Bureau  
 Region : ALL  
 Division : ALL  
 Operating Unit : ALL  
 Fund Cluster : 01 - Regular Agency Fund  
 (e.g. UACS Fund Cluster: 01-Regular Agency Fund, 02-Foreign Assisted Projects Fund, 03-Special Account-Locally Funded/Domestic Grants Fund, etc.)

Particulars	Current Year Budget					Prior Year's Budget											Trust Liabilities				Grand Total					Remarks	
	PS	MOOE	FinEx	CO	TOTAL	Prior Year's Accounts Payable					Current Year's Accounts Payable						PS	MOOE	CO	TOTAL	PS	MOOE	FinEx	CO	TOTAL		
						PS	MOOE	FinEx	CO	Sub-Total	PS	MOOE	FinEx	CO	Sub-Total	PS											MOOE
1	2	3	4	5	6=(2+3+4+5)	7	8	9	10	11=(7+8+9+10)	12	13	14	15	16=(12+13+14+15)	17=(11+16)	18=(8+17)	19	20	21	22=(19+20+21)	23	24	25	26	27=(23+24+25+26)	28
CASH DISBURSEMENTS	42,282,981.84	30,086,104.21	0.00	383,681.20	72,752,767.25	587.58	770.37	0.00	0.00	1,357.95	0.00	39,804.95	0.00	0.00	39,804.95	41,162.90	72,793,930.15	0.00	0.00	0.00	0.00	42,283,569.42	30,126,679.53	0.00	383,681.20	72,793,930.15	
Notice of Cash Allocation (NCA)	42,075,185.30	30,074,257.70	0.00	383,681.20	72,533,124.20	587.58	770.37	0.00	0.00	1,357.95	0.00	39,804.95	0.00	0.00	39,804.95	41,162.90	72,574,287.10	0.00	0.00	0.00	0.00	42,075,772.88	30,114,833.02	0.00	383,681.20	72,574,287.10	
MDS Checks Issued	4,792,427.16	5,639,756.70	0.00	383,681.20	10,715,865.06	0.00	770.37	0.00	0.00	770.37	0.00	0.00	0.00	0.00	0.00	770.37	10,716,635.43	0.00	0.00	0.00	0.00	4,792,427.16	5,540,527.07	0.00	383,681.20	10,716,635.43	
Advice to Debit Account	37,282,758.14	24,534,501.00	0.00	0.00	61,817,259.14	587.58	0.00	0.00	0.00	587.58	0.00	39,804.95	0.00	0.00	39,804.95	40,392.53	61,857,651.67	0.00	0.00	0.00	0.00	37,283,345.72	24,574,305.95	0.00	0.00	61,857,651.67	
Notice of Transfer Allocations (NTA)	207,796.54	11,846.51	0.00	0.00	219,643.05	0.00	0.00	0.00	0.00	0.00	0.00	0.00	0.00	0.00	0.00	0.00	219,643.05	0.00	0.00	0.00	0.00	207,796.54	11,846.51	0.00	0.00	219,643.05	
MDS Checks Issued	207,796.54	11,846.51	0.00	0.00	219,643.05	0.00	0.00	0.00	0.00	0.00	0.00	0.00	0.00	0.00	0.00	0.00	219,643.05	0.00	0.00	0.00	0.00	207,796.54	11,846.51	0.00	0.00	219,643.05	
Advice to Debit Account	0.00	0.00	0.00	0.00	0.00	0.00	0.00	0.00	0.00	0.00	0.00	0.00	0.00	0.00	0.00	0.00	0.00	0.00	0.00	0.00	0.00	0.00	0.00	0.00	0.00	0.00	
Working Fund for FAPs	0.00	0.00	0.00	0.00	0.00	0.00	0.00	0.00	0.00	0.00	0.00	0.00	0.00	0.00	0.00	0.00	0.00	0.00	0.00	0.00	0.00	0.00	0.00	0.00	0.00	0.00	
Cash Disbursement Ceiling (CDC)	0.00	0.00	0.00	0.00	0.00	0.00	0.00	0.00	0.00	0.00	0.00	0.00	0.00	0.00	0.00	0.00	0.00	0.00	0.00	0.00	0.00	0.00	0.00	0.00	0.00	0.00	
TOTAL CASH DISBURSEMENTS	42,282,981.84	30,086,104.21	0.00	383,681.20	72,752,767.25	587.58	770.37	0.00	0.00	1,357.95	0.00	39,804.95	0.00	0.00	39,804.95	41,162.90	72,793,930.15	0.00	0.00	0.00	0.00	42,283,569.42	30,126,679.53	0.00	383,681.20	72,793,930.15	
NON-CASH DISBURSEMENTS	4,687,551.60	710,963.11	0.00	21,717.80	5,420,232.51	0.00	0.00	0.00	0.00	0.00	0.00	3,719.70	0.00	0.00	3,719.70	3,719.70	5,423,952.21	0.00	0.00	0.00	0.00	4,687,551.60	714,682.81	0.00	21,717.80	5,423,952.21	
Tax Remittance Advices Issued (TRA)	4,687,551.60	710,963.11	0.00	21,717.80	5,420,232.51	0.00	0.00	0.00	0.00	0.00	0.00	3,719.70	0.00	0.00	3,719.70	3,719.70	5,423,952.21	0.00	0.00	0.00	0.00	4,687,551.60	714,682.81	0.00	21,717.80	5,423,952.21	
Non-Cash Availment Authority (NCAA)	0.00	0.00	0.00	0.00	0.00	0.00	0.00	0.00	0.00	0.00	0.00	0.00	0.00	0.00	0.00	0.00	0.00	0.00	0.00	0.00	0.00	0.00	0.00	0.00	0.00	0.00	
Disbursements effected through outright deductions from	0.00	0.00	0.00	0.00	0.00	0.00	0.00	0.00	0.00	0.00	0.00	0.00	0.00	0.00	0.00	0.00	0.00	0.00	0.00	0.00	0.00	0.00	0.00	0.00	0.00	0.00	
Overpayment of expenses(e.g. personnel benefits)	0.00	0.00	0.00	0.00	0.00	0.00	0.00	0.00	0.00	0.00	0.00	0.00	0.00	0.00	0.00	0.00	0.00	0.00	0.00	0.00	0.00	0.00	0.00	0.00	0.00	0.00	
Restitution for loss of government property	0.00	0.00	0.00	0.00	0.00	0.00	0.00	0.00	0.00	0.00	0.00	0.00	0.00	0.00	0.00	0.00	0.00	0.00	0.00	0.00	0.00	0.00	0.00	0.00	0.00	0.00	
Liquidated damages and similar claims	0.00	0.00	0.00	0.00	0.00	0.00	0.00	0.00	0.00	0.00	0.00	0.00	0.00	0.00	0.00	0.00	0.00	0.00	0.00	0.00	0.00	0.00	0.00	0.00	0.00	0.00	
Others(TEF, BTr-Documentary Stamp Tax, etc.)	0.00	0.00	0.00	0.00	0.00	0.00	0.00	0.00	0.00	0.00	0.00	0.00	0.00	0.00	0.00	0.00	0.00	0.00	0.00	0.00	0.00	0.00	0.00	0.00	0.00	0.00	
TOTAL NON-CASH DISBURSEMENTS	4,687,551.60	710,963.11	0.00	21,717.80	5,420,232.51	0.00	0.00	0.00	0.00	0.00	0.00	3,719.70	0.00	0.00	3,719.70	3,719.70	5,423,952.21	0.00	0.00	0.00	0.00	4,687,551.60	714,682.81	0.00	21,717.80	5,423,952.21	
GRAND TOTAL	46,970,533.44	30,797,067.32	0.00	405,399.00	78,172,999.76	587.58	770.37	0.00	0.00	1,357.95	0.00	43,524.65	0.00	0.00	43,524.65	44,882.60	78,217,882.36	0.00	0.00	0.00	0.00	46,971,121.02	30,841,362.34	0.00	405,399.00	78,217,882.36	

Particulars	Previous Report	This Month	As at Date
Total Disbursement Authorities Received	862,712,869.81	117,666,387.21	980,379,257.02
NCA	792,806,204.00	107,896,000.00	900,702,204.00
NTA	27,887,646.09	4,346,435.00	32,234,081.09
Working Fund	0.00	0.00	0.00
TRA	42,019,019.72	5,423,952.21	47,442,971.93
CDC	0.00	0.00	0.00
NCAA	0.00	0.00	0.00
Less: Notice of Transfer of Allocations (NTA)* issued	27,887,646.09	4,346,435.00	32,234,081.09
Total Disbursement Authorities Available	834,825,223.72	113,319,952.21	948,145,175.93
Less:	0.00	0.00	0.00
Lapsed NCA	24,835,392.00	0.00	24,835,392.00
Disbursements	809,671,709.98	78,217,882.36	887,889,592.34
Less: Other Non-Cash Disbursements	23,743.88	0.00	23,743.88
Disbursements effected through outright deductions from claims	23,743.88	0.00	23,743.88
Overpayment of expenses(e.g. personnel benefits)	0.00	0.00	0.00
Restitution for loss of government property	0.00	0.00	0.00
Liquidated damages and similar claims	23,743.88	0.00	23,743.88
Others (e.g. TEF, BTr, Docs Stamp, etc.)	0.00	0.00	0.00
Add/Less: Adjustments (e.g. cancelled/staled checks)	(341,865.62)	0.00	(341,865.62)
Balance of Disbursement Authorities as at date	0.00	35,102,069.85	35,102,069.85
Total Disbursements Program	834,837,632.74	113,319,952.21	948,157,584.95
Less: *Actual Disbursements	810,002,240.74	78,217,882.36	888,220,123.10
(Over)/Under spending	24,835,392.00	35,102,069.85	59,937,461.85


This report was generated using the Unified Reporting System on August 12, 2024 8:40 AM;

Certified Correct:  
  
 SHANYLALE G. DIONISIO  
 Chief, Accounting Section

Recommending Approval:  
  
 GLORIA D. MENDOZA  
 Chief, Financial and Management Division

Approved By:  
  
 ENGR. MARCIAL H. MATEO  
 OIC, Office of the Director

MONTHLY REPORT OF DISBURSEMENTS  
For the month of July 2024



Department : Department of Environment and Natural Resources (DENR)  
Agency/Entity : Mines and Geosciences Bureau  
Region : ALL  
Division : ALL  
Operating Unit : ALL  
Fund Cluster : 01 - Regular Agency Fund

(e.g. UACS Fund Cluster: 01-Regular Agency Fund, 02-Foreign Assisted Projects Fund, 03-Special Account-Locally Funded/Domestic Grants Fund, etc.)

Particulars	Current Year Budget					Prior Year's Budget											Trust Liabilities				Grand Total					Remarks	
	PS	MOOE	FinEx	CO	TOTAL	Prior Year's Accounts Payable					Current Year's Accounts Payable					SUB-TOTAL	PS	MOOE	CO	TOTAL	PS	MOOE	CO	TOTAL			
						PS	MOOE	FinEx	CO	Sub-Total	PS	MOOE	FinEx	CO	Sub-Total										16=(12+13+14+15)		17=(11+16)
1	2	3	4	5	6=(2+3+4+5)	7	8	9	10	11=(7+8+9+10)	12	13	14	15	16	17	18	19	20	21	22	23	24	25	26	27	28
CASH DISBURSEMENTS	42,282,981.84	30,086,104.21	0.00	383,681.20	72,752,767.25	587.58	770.37	0.00	0.00	1,357.95	0.00	39,804.95	0.00	0.00	39,804.95	41,162.90	72,793,930.15	0.00	0.00	0.00	0.00	42,283,569.42	30,126,679.53	0.00	383,681.20	72,793,930.15	
Notice of Cash Allocation (NCA)	42,075,185.30	30,074,257.70	0.00	383,681.20	72,533,124.20	587.58	770.37	0.00	0.00	1,357.95	0.00	39,804.95	0.00	0.00	39,804.95	41,162.90	72,574,287.10	0.00	0.00	0.00	0.00	42,075,772.88	30,114,833.02	0.00	383,681.20	72,574,287.10	
MDS Checks Issued	4,792,427.16	5,539,756.70	0.00	383,681.20	10,715,865.06	0.00	770.37	0.00	0.00	770.37	0.00	0.00	0.00	0.00	0.00	770.37	10,716,635.43	0.00	0.00	0.00	0.00	4,792,427.16	5,540,527.07	0.00	383,681.20	10,716,635.43	
National Capital Region (NCR)	0.00	14,342.36	0.00	0.00	14,342.36	0.00	0.00	0.00	0.00	0.00	0.00	0.00	0.00	0.00	0.00	0.00	14,342.36	0.00	0.00	0.00	0.00	0.00	14,342.36	0.00	0.00	14,342.36	
Central Office	0.00	14,342.36	0.00	0.00	14,342.36	0.00	0.00	0.00	0.00	0.00	0.00	0.00	0.00	0.00	0.00	0.00	14,342.36	0.00	0.00	0.00	0.00	0.00	14,342.36	0.00	0.00	14,342.36	
Region I - Ilocos	2,000.00	571,873.77	0.00	342,038.34	915,912.11	0.00	0.00	0.00	0.00	0.00	0.00	0.00	0.00	0.00	0.00	0.00	915,912.11	0.00	0.00	0.00	0.00	2,000.00	571,873.77	0.00	342,038.34	915,912.11	
Regional Office - I	2,000.00	571,873.77	0.00	342,038.34	915,912.11	0.00	0.00	0.00	0.00	0.00	0.00	0.00	0.00	0.00	0.00	0.00	915,912.11	0.00	0.00	0.00	0.00	2,000.00	571,873.77	0.00	342,038.34	915,912.11	
Cordillera Administrative Region (CAR)	940,840.92	209,467.58	0.00	0.00	1,150,308.50	0.00	0.00	0.00	0.00	0.00	0.00	0.00	0.00	0.00	0.00	0.00	1,150,308.50	0.00	0.00	0.00	0.00	940,840.92	209,467.58	0.00	0.00	1,150,308.50	
Regional Office - CAR	940,840.92	209,467.58	0.00	0.00	1,150,308.50	0.00	0.00	0.00	0.00	0.00	0.00	0.00	0.00	0.00	0.00	0.00	1,150,308.50	0.00	0.00	0.00	0.00	940,840.92	209,467.58	0.00	0.00	1,150,308.50	
Region II - Cagayan Valley	307,060.52	154,176.30	0.00	0.00	461,236.82	0.00	0.00	0.00	0.00	0.00	0.00	0.00	0.00	0.00	0.00	0.00	461,236.82	0.00	0.00	0.00	0.00	307,060.52	154,176.30	0.00	0.00	461,236.82	
Regional Office - II	307,060.52	154,176.30	0.00	0.00	461,236.82	0.00	0.00	0.00	0.00	0.00	0.00	0.00	0.00	0.00	0.00	0.00	461,236.82	0.00	0.00	0.00	0.00	307,060.52	154,176.30	0.00	0.00	461,236.82	
Region III - Central Luzon	45,453.94	262,327.61	0.00	0.00	307,781.55	0.00	0.00	0.00	0.00	0.00	0.00	0.00	0.00	0.00	0.00	0.00	307,781.55	0.00	0.00	0.00	0.00	45,453.94	262,327.61	0.00	0.00	307,781.55	
Regional Office - III	45,453.94	262,327.61	0.00	0.00	307,781.55	0.00	0.00	0.00	0.00	0.00	0.00	0.00	0.00	0.00	0.00	0.00	307,781.55	0.00	0.00	0.00	0.00	45,453.94	262,327.61	0.00	0.00	307,781.55	
Region IVA - CALABARZON	1,686.80	504,809.58	0.00	0.00	506,496.38	0.00	0.00	0.00	0.00	0.00	0.00	0.00	0.00	0.00	0.00	0.00	506,496.38	0.00	0.00	0.00	0.00	1,686.80	504,809.58	0.00	0.00	506,496.38	
Regional Office - IVA	1,686.80	504,809.58	0.00	0.00	506,496.38	0.00	0.00	0.00	0.00	0.00	0.00	0.00	0.00	0.00	0.00	0.00	506,496.38	0.00	0.00	0.00	0.00	1,686.80	504,809.58	0.00	0.00	506,496.38	
Region IVB - MIMAROPA	0.00	197,309.12	0.00	0.00	197,309.12	0.00	0.00	0.00	0.00	0.00	0.00	0.00	0.00	0.00	0.00	0.00	197,309.12	0.00	0.00	0.00	0.00	0.00	197,309.12	0.00	0.00	197,309.12	
Regional Office - IVB	0.00	197,309.12	0.00	0.00	197,309.12	0.00	0.00	0.00	0.00	0.00	0.00	0.00	0.00	0.00	0.00	0.00	197,309.12	0.00	0.00	0.00	0.00	0.00	197,309.12	0.00	0.00	197,309.12	
Region V - Bicol	27,800.00	9,452.76	0.00	0.00	37,252.76	0.00	0.00	0.00	0.00	0.00	0.00	0.00	0.00	0.00	0.00	0.00	37,252.76	0.00	0.00	0.00	0.00	27,800.00	9,452.76	0.00	0.00	37,252.76	
Regional Office - V	27,800.00	9,452.76	0.00	0.00	37,252.76	0.00	0.00	0.00	0.00	0.00	0.00	0.00	0.00	0.00	0.00	0.00	37,252.76	0.00	0.00	0.00	0.00	27,800.00	9,452.76	0.00	0.00	37,252.76	
Region VI - Western Visayas	759,138.49	432,565.69	0.00	0.00	1,191,704.18	0.00	770.37	0.00	0.00	770.37	0.00	0.00	0.00	0.00	0.00	0.00	1,192,474.55	0.00	0.00	0.00	0.00	759,138.49	433,336.06	0.00	0.00	1,192,474.55	
Regional Office - VI	759,138.49	432,565.69	0.00	0.00	1,191,704.18	0.00	770.37	0.00	0.00	770.37	0.00	0.00	0.00	0.00	0.00	0.00	1,192,474.55	0.00	0.00	0.00	0.00	759,138.49	433,336.06	0.00	0.00	1,192,474.55	
Region VII - Central Visayas	9,700.00	526,219.55	0.00	0.00	535,919.55	0.00	0.00	0.00	0.00	0.00	0.00	0.00	0.00	0.00	0.00	0.00	535,919.55	0.00	0.00	0.00	0.00	9,700.00	526,219.55	0.00	0.00	535,919.55	
Regional Office - VII	9,700.00	526,219.55	0.00	0.00	535,919.55	0.00	0.00	0.00	0.00	0.00	0.00	0.00	0.00	0.00	0.00	0.00	535,919.55	0.00	0.00	0.00	0.00	9,700.00	526,219.55	0.00	0.00	535,919.55	
Region VIII - Eastern Visayas	831,125.67	769,243.32	0.00	0.00	1,600,368.99	0.00	0.00	0.00	0.00	0.00	0.00	0.00	0.00	0.00	0.00	0.00	1,600,368.99	0.00	0.00	0.00	0.00	831,125.67	769,243.32	0.00	0.00	1,600,368.99	
Regional Office - VIII	831,125.67	769,243.32	0.00	0.00	1,600,368.99	0.00	0.00	0.00	0.00	0.00	0.00	0.00	0.00	0.00	0.00	0.00	1,600,368.99	0.00	0.00	0.00	0.00	831,125.67	769,243.32	0.00	0.00	1,600,368.99	
Region IX - Zamboanga Peninsula	1,280,700.15	88,933.12	0.00	0.00	1,369,633.27	0.00	0.00	0.00	0.00	0.00	0.00	0.00	0.00	0.00	0.00	0.00	1,369,633.27	0.00	0.00	0.00	0.00	1,280,700.15	88,933.12	0.00	0.00	1,369,633.27	
Regional Office - IX	1,280,700.15	88,933.12	0.00	0.00	1,369,633.27	0.00	0.00	0.00	0.00	0.00	0.00	0.00	0.00	0.00	0.00	0.00	1,369,633.27	0.00	0.00	0.00	0.00	1,280,700.15	88,933.12	0.00	0.00	1,369,633.27	
Region X - Northern Mindanao	0.00	374,317.50	0.00	0.00	374,317.50	0.00	0.00	0.00	0.00	0.00	0.00	0.00	0.00	0.00	0.00	0.00	374,317.50	0.00	0.00	0.00	0.00	0.00	374,317.50	0.00	0.00	374,317.50	
Regional Office - X	0.00	374,317.50	0.00	0.00	374,317.50	0.00	0.00	0.00	0.00	0.00	0.00	0.00	0.00	0.00	0.00	0.00	374,317.50	0.00	0.00	0.00	0.00	0.00	374,317.50	0.00	0.00	374,317.50	
Region XI - Davao	19,180.00	87,846.24	0.00	0.00	107,026.24	0.00	0.00	0.00	0.00	0.00	0.00	0.00	0.00	0.00	0.00	0.00	107,026.24	0.00	0.00	0.00	0.00	19,180.00	87,846.24	0.00	0.00	107,026.24	
Regional Office - XI	19,180.00	87,846.24	0.00	0.00	107,026.24	0.00	0.00	0.00	0.00	0.00	0.00	0.00	0.00	0.00	0.00	0.00	107,026.24	0.00	0.00	0.00	0.00	19,180.00	87,846.24	0.00	0.00	107,026.24	
Region XII - SOCCSKSARGEN	156,642.82	962,459.11	0.00	41,642.86	1,160,744.79	0.00	0.00	0.00	0.00	0.00	0.00	0.00	0.00	0.00	0.00	0.00	1,160,744.79	0.00	0.00	0.00	0.00	156,642.82	962,459.11	0.00	41,642.86	1,160,744.79	
Regional Office - XII	156,642.82	962,459.11	0.00	41,642.86	1,160,744.79	0.00	0.00	0.00	0.00	0.00	0.00	0.00	0.00	0.00	0.00	0.00	1,160,744.79	0.00	0.00	0.00	0.00	156,642.82	962,459.11	0.00	41,642.86	1,160,744.79	
Region XIII - CARAGA	411,097.85	374,413.09	0.00	0.00	785,510.94	0.00	0.00	0.00	0.00	0.00	0.00	0.00	0.00	0.00	0.00	0.00	785,510.94	0.00	0.00	0.00	0.00	411,097.85	374,413.09	0.00	0.00	785,510.94	
Regional Office - XIII	411,097.85	374,413.09	0.00	0.00	785,510.94	0.00	0.00	0																			

Particulars	Current Year Budget					Prior Year's Budget											Trust Liabilities				Grand Total					Remarks	
	PS	MOOE	FinEx	CO	TOTAL	Prior Year's Accounts Payable					Current Year's Accounts Payable						SUB-TOTAL	PS	MOOE	CO	TOTAL	PS	MOOE	FinEx	CO		TOTAL
						PS	MOOE	FinEx	CO	Sub-Total	PS	MOOE	FinEx	CO	Sub-Total	PS											
1	2	3	4	5	6=(2+3+4+5)	7	8	9	10	11=(7+8+9+10)	12	13	14	15	16=(12+13+14+15)	17=(11+16)	18=(6+17)	19	20	21	22=(19+20+21)	23	24	25	26	27=(23+24+25+26)	28
Region IVB - MIMAROPA	184,117.93	32,335.94	0.00	0.00	216,453.87	0.00	0.00	0.00	0.00	0.00	0.00	0.00	0.00	0.00	0.00	0.00	216,453.87	0.00	0.00	0.00	0.00	184,117.93	32,335.94	0.00	0.00	216,453.87	
Regional Office - IVB	184,117.93	32,335.94	0.00	0.00	216,453.87	0.00	0.00	0.00	0.00	0.00	0.00	0.00	0.00	0.00	0.00	0.00	216,453.87	0.00	0.00	0.00	0.00	184,117.93	32,335.94	0.00	0.00	216,453.87	
Region V - Bicol	219,041.35	12,462.62	0.00	0.00	231,503.97	0.00	0.00	0.00	0.00	0.00	0.00	0.00	0.00	0.00	0.00	0.00	231,503.97	0.00	0.00	0.00	0.00	219,041.35	12,462.62	0.00	0.00	231,503.97	
Regional Office - V	219,041.35	12,462.62	0.00	0.00	231,503.97	0.00	0.00	0.00	0.00	0.00	0.00	0.00	0.00	0.00	0.00	0.00	231,503.97	0.00	0.00	0.00	0.00	219,041.35	12,462.62	0.00	0.00	231,503.97	
Region VI - Western Visayas	214,264.06	21,733.41	0.00	0.00	235,997.47	0.00	0.00	0.00	0.00	0.00	0.00	0.00	0.00	0.00	0.00	0.00	235,997.47	0.00	0.00	0.00	0.00	214,264.06	21,733.41	0.00	0.00	235,997.47	
Regional Office - VI	214,264.06	21,733.41	0.00	0.00	235,997.47	0.00	0.00	0.00	0.00	0.00	0.00	0.00	0.00	0.00	0.00	0.00	235,997.47	0.00	0.00	0.00	0.00	214,264.06	21,733.41	0.00	0.00	235,997.47	
Region VII - Central Visayas	208,493.01	61,245.07	0.00	0.00	269,738.08	0.00	0.00	0.00	0.00	0.00	0.00	0.00	0.00	0.00	0.00	0.00	269,738.08	0.00	0.00	0.00	0.00	208,493.01	61,245.07	0.00	0.00	269,738.08	
Regional Office - VII	208,493.01	61,245.07	0.00	0.00	269,738.08	0.00	0.00	0.00	0.00	0.00	0.00	0.00	0.00	0.00	0.00	0.00	269,738.08	0.00	0.00	0.00	0.00	208,493.01	61,245.07	0.00	0.00	269,738.08	
Region VIII - Eastern Visayas	188,391.86	36,205.13	0.00	0.00	224,596.99	0.00	0.00	0.00	0.00	0.00	0.00	0.00	0.00	0.00	0.00	0.00	224,596.99	0.00	0.00	0.00	0.00	188,391.86	36,205.13	0.00	0.00	224,596.99	
Regional Office - VIII	188,391.86	36,205.13	0.00	0.00	224,596.99	0.00	0.00	0.00	0.00	0.00	0.00	0.00	0.00	0.00	0.00	0.00	224,596.99	0.00	0.00	0.00	0.00	188,391.86	36,205.13	0.00	0.00	224,596.99	
Region IX - Zamboanga Peninsula	230,951.85	40,262.06	0.00	0.00	271,213.91	0.00	0.00	0.00	0.00	0.00	0.00	0.00	0.00	0.00	0.00	0.00	271,213.91	0.00	0.00	0.00	0.00	230,951.85	40,262.06	0.00	0.00	271,213.91	
Regional Office - IX	230,951.85	40,262.06	0.00	0.00	271,213.91	0.00	0.00	0.00	0.00	0.00	0.00	0.00	0.00	0.00	0.00	0.00	271,213.91	0.00	0.00	0.00	0.00	230,951.85	40,262.06	0.00	0.00	271,213.91	
Region X - Northern Mindanao	268,107.11	24,903.55	0.00	0.00	293,010.66	0.00	0.00	0.00	0.00	0.00	0.00	0.00	0.00	0.00	0.00	0.00	293,010.66	0.00	0.00	0.00	0.00	268,107.11	24,903.55	0.00	0.00	293,010.66	
Regional Office - X	268,107.11	24,903.55	0.00	0.00	293,010.66	0.00	0.00	0.00	0.00	0.00	0.00	0.00	0.00	0.00	0.00	0.00	293,010.66	0.00	0.00	0.00	0.00	268,107.11	24,903.55	0.00	0.00	293,010.66	
Region XI - Davao	201,423.78	7,622.30	0.00	0.00	209,046.08	0.00	0.00	0.00	0.00	0.00	0.00	0.00	0.00	0.00	0.00	0.00	209,046.08	0.00	0.00	0.00	0.00	201,423.78	7,622.30	0.00	0.00	209,046.08	
Regional Office - XI	201,423.78	7,622.30	0.00	0.00	209,046.08	0.00	0.00	0.00	0.00	0.00	0.00	0.00	0.00	0.00	0.00	0.00	209,046.08	0.00	0.00	0.00	0.00	201,423.78	7,622.30	0.00	0.00	209,046.08	
Region XII - SOCCSKSARGEN	216,297.69	30,830.65	0.00	2,357.14	249,485.48	0.00	0.00	0.00	0.00	0.00	0.00	0.00	0.00	0.00	0.00	0.00	249,485.48	0.00	0.00	0.00	0.00	216,297.69	30,830.65	0.00	2,357.14	249,485.48	
Regional Office - XII	216,297.69	30,830.65	0.00	2,357.14	249,485.48	0.00	0.00	0.00	0.00	0.00	0.00	0.00	0.00	0.00	0.00	0.00	249,485.48	0.00	0.00	0.00	0.00	216,297.69	30,830.65	0.00	2,357.14	249,485.48	
Region XIII - CARAGA	204,153.71	21,289.06	0.00	0.00	225,442.77	0.00	0.00	0.00	0.00	0.00	0.00	0.00	0.00	0.00	0.00	0.00	225,442.77	0.00	0.00	0.00	0.00	204,153.71	21,289.06	0.00	0.00	225,442.77	
Regional Office - XIII	204,153.71	21,289.06	0.00	0.00	225,442.77	0.00	0.00	0.00	0.00	0.00	0.00	0.00	0.00	0.00	0.00	0.00	225,442.77	0.00	0.00	0.00	0.00	204,153.71	21,289.06	0.00	0.00	225,442.77	
<b>TOTAL NON-CASH DISBURSEMENTS</b>	<b>4,687,551.60</b>	<b>710,963.11</b>	<b>0.00</b>	<b>21,717.80</b>	<b>5,420,232.51</b>	<b>0.00</b>	<b>0.00</b>	<b>0.00</b>	<b>0.00</b>	<b>0.00</b>	<b>0.00</b>	<b>3,719.70</b>	<b>0.00</b>	<b>0.00</b>	<b>3,719.70</b>	<b>3,719.70</b>	<b>5,423,952.21</b>	<b>0.00</b>	<b>0.00</b>	<b>0.00</b>	<b>0.00</b>	<b>4,687,551.60</b>	<b>714,682.81</b>	<b>0.00</b>	<b>21,717.80</b>	<b>5,423,952.21</b>	

**SUMMARY**

Particulars	Previous Report	This Month	As at Date
Total Disbursement Authorities Received	862,712,869.81	117,666,387.21	980,379,257.02
NCA	792,806,204.00	107,896,000.00	900,702,204.00
NTA	27,887,646.09	4,346,435.00	32,234,081.09
Working Fund	0.00	0.00	0.00
TRA	42,019,019.72	5,423,952.21	47,442,971.93
CDC	0.00	0.00	0.00
NCAA	0.00	0.00	0.00
Less: Notice of Transfer of Allocations (NTA)* issued	27,887,646.09	4,346,435.00	32,234,081.09
Total Disbursement Authorities Available	834,825,223.72	113,319,952.21	948,145,175.93
Less:	0.00	0.00	0.00
Lapsed NCA	24,835,392.00	0.00	24,835,392.00
Disbursements	809,671,709.98	78,217,882.36	887,889,592.34
Less: Other Non-Cash Disbursements	23,743.88	0.00	23,743.88
Disbursements effected through outright deductions from claims	23,743.88	0.00	23,743.88
Overpayment of expenses(e.g. personnel benefits)	0.00	0.00	0.00
Restitution for loss of government property	0.00	0.00	0.00
Liquidated damages and similar claims	23,743.88	0.00	23,743.88
Others (e.g. TEF, BTr, Docs Stamp, etc.)	0.00	0.00	0.00
Add/Less: Adjustments (e.g. cancelled/staled checks)	(341,865.62)	0.00	(341,865.62)
Balance of Disbursement Authorities as at date	0.00	35,102,069.85	35,102,069.85
Total Disbursements Program	834,837,632.74	113,319,952.21	948,157,584.95
Less: *Actual Disbursements	810,002,240.74	78,217,882.36	888,220,123.10
(Over)/Under spending	24,835,392.00	35,102,069.85	59,937,461.85


Notes: \* The use of NTA is discouraged  
Notes: \*\* Amounts should tally with the grand total disbursement (column 27).

This report was generated using the Unified Reporting System on August 12, 2024 9:06 AM;


Certified Correct:

  
SHANYALE G. DIONISO  
Chief, Accounting Section

Recommending Approval:

  
GLORIA D. MENDOZA  
Chief, Financial and Management Division

Approved By:

  
ENGR. MARCIAL H. MATEO  
OIC, Office of the Director

MONTHLY REPORT OF DISBURSEMENTS  
For the month of July 2024

Department : Department of Environment and Natural Resources (DENR)  
 Agency/Entity : Mines and Geosciences Bureau  
 Region : ALL  
 Division : ALL  
 Operating Unit : ALL  
 Fund Cluster : 03 - Special Account - Locally Funded/Domestic Grants Fund  
 (e.g. UACS Fund Cluster: 01-Regular Agency Fund, 02-Foreign Assisted Projects Fund, 03-Special Account-Locally Funded/Domestic Grants Fund, etc.)



Particulars	Current Year Budget					Prior Year's Budget											Trust Liabilities				Grand Total					Remarks	
	PS	MOOE	FinEx	CO	TOTAL	Prior Year's Accounts Payable				Current Year's Accounts Payable				Sub-Total	TOTAL	SUB-TOTAL	PS	MOOE	CO	TOTAL	PS	MOOE	FinEx	CO	TOTAL		
						PS	MOOE	FinEx	CO	PS	MOOE	FinEx	CO														18=(12+13+14+15)
1	2	3	4	5	6=(2+3+4+5)	7	8	9	10	11=(7+8+9+10)	12	13	14	15	16=(12+13+14+15)	17=(11+16)	18=(6+17)	19	20	21	22=(19+20+21)	23	24	25	26	27=(23+24+25+26)	28
CASH DISBURSEMENTS	0.00	3,011,658.76	0.00	0.00	3,011,658.76	0.00	0.00	0.00	0.00	0.00	0.00	3,906.95	0.00	0.00	3,906.95	3,906.95	3,015,565.71	0.00	0.00	0.00	0.00	0.00	3,015,565.71	0.00	0.00	0.00	3,015,565.71
Notice of Cash Allocation (NCA)	0.00	1,129,089.09	0.00	0.00	1,129,089.09	0.00	0.00	0.00	0.00	0.00	0.00	0.00	0.00	0.00	0.00	0.00	1,129,089.09	0.00	0.00	0.00	0.00	0.00	1,129,089.09	0.00	0.00	0.00	1,129,089.09
MDS Checks Issued	0.00	0.00	0.00	0.00	0.00	0.00	0.00	0.00	0.00	0.00	0.00	0.00	0.00	0.00	0.00	0.00	0.00	0.00	0.00	0.00	0.00	0.00	0.00	0.00	0.00	0.00	0.00
Advice to Debit Account	0.00	1,129,089.09	0.00	0.00	1,129,089.09	0.00	0.00	0.00	0.00	0.00	0.00	0.00	0.00	0.00	0.00	0.00	1,129,089.09	0.00	0.00	0.00	0.00	0.00	1,129,089.09	0.00	0.00	0.00	1,129,089.09
Notice of Transfer Allocations (NTA)	0.00	1,882,569.67	0.00	0.00	1,882,569.67	0.00	0.00	0.00	0.00	0.00	0.00	3,906.95	0.00	0.00	3,906.95	3,906.95	1,886,476.62	0.00	0.00	0.00	0.00	0.00	1,886,476.62	0.00	0.00	0.00	1,886,476.62
MDS Checks Issued	0.00	404,300.22	0.00	0.00	404,300.22	0.00	0.00	0.00	0.00	0.00	0.00	0.00	0.00	0.00	0.00	0.00	404,300.22	0.00	0.00	0.00	0.00	0.00	404,300.22	0.00	0.00	0.00	404,300.22
Advice to Debit Account	0.00	1,478,269.45	0.00	0.00	1,478,269.45	0.00	0.00	0.00	0.00	0.00	0.00	3,906.95	0.00	0.00	3,906.95	3,906.95	1,482,176.40	0.00	0.00	0.00	0.00	0.00	1,482,176.40	0.00	0.00	0.00	1,482,176.40
Working Fund for FAPs	0.00	0.00	0.00	0.00	0.00	0.00	0.00	0.00	0.00	0.00	0.00	0.00	0.00	0.00	0.00	0.00	0.00	0.00	0.00	0.00	0.00	0.00	0.00	0.00	0.00	0.00	0.00
Cash Disbursement Ceiling (CDC)	0.00	0.00	0.00	0.00	0.00	0.00	0.00	0.00	0.00	0.00	0.00	0.00	0.00	0.00	0.00	0.00	0.00	0.00	0.00	0.00	0.00	0.00	0.00	0.00	0.00	0.00	0.00
TOTAL CASH DISBURSEMENTS	0.00	3,011,658.76	0.00	0.00	3,011,658.76	0.00	0.00	0.00	0.00	0.00	0.00	3,906.95	0.00	0.00	3,906.95	3,906.95	3,015,565.71	0.00	0.00	0.00	0.00	0.00	3,015,565.71	0.00	0.00	0.00	3,015,565.71
NON-CASH DISBURSEMENTS	0.00	46,724.09	0.00	0.00	46,724.09	0.00	0.00	0.00	0.00	0.00	0.00	0.00	0.00	0.00	0.00	0.00	46,724.09	0.00	0.00	0.00	0.00	0.00	46,724.09	0.00	0.00	0.00	46,724.09
Tax Remittance Advices Issued (TRA)	0.00	46,724.09	0.00	0.00	46,724.09	0.00	0.00	0.00	0.00	0.00	0.00	0.00	0.00	0.00	0.00	0.00	46,724.09	0.00	0.00	0.00	0.00	0.00	46,724.09	0.00	0.00	0.00	46,724.09
Non-Cash Availment Authority (NCAA)	0.00	0.00	0.00	0.00	0.00	0.00	0.00	0.00	0.00	0.00	0.00	0.00	0.00	0.00	0.00	0.00	0.00	0.00	0.00	0.00	0.00	0.00	0.00	0.00	0.00	0.00	0.00
Disbursements effected through outright deductions from claims (please specify...)	0.00	0.00	0.00	0.00	0.00	0.00	0.00	0.00	0.00	0.00	0.00	0.00	0.00	0.00	0.00	0.00	0.00	0.00	0.00	0.00	0.00	0.00	0.00	0.00	0.00	0.00	0.00
Overpayment of expenses(e.g. personnel benefits)	0.00	0.00	0.00	0.00	0.00	0.00	0.00	0.00	0.00	0.00	0.00	0.00	0.00	0.00	0.00	0.00	0.00	0.00	0.00	0.00	0.00	0.00	0.00	0.00	0.00	0.00	0.00
Restitution for loss of government property	0.00	0.00	0.00	0.00	0.00	0.00	0.00	0.00	0.00	0.00	0.00	0.00	0.00	0.00	0.00	0.00	0.00	0.00	0.00	0.00	0.00	0.00	0.00	0.00	0.00	0.00	0.00
Liquidated damages and similar claims	0.00	0.00	0.00	0.00	0.00	0.00	0.00	0.00	0.00	0.00	0.00	0.00	0.00	0.00	0.00	0.00	0.00	0.00	0.00	0.00	0.00	0.00	0.00	0.00	0.00	0.00	0.00
Others(TEF, BTr-Documentary Stamp Tax, etc.)	0.00	0.00	0.00	0.00	0.00	0.00	0.00	0.00	0.00	0.00	0.00	0.00	0.00	0.00	0.00	0.00	0.00	0.00	0.00	0.00	0.00	0.00	0.00	0.00	0.00	0.00	0.00
TOTAL NON-CASH DISBURSEMENTS	0.00	46,724.09	0.00	0.00	46,724.09	0.00	0.00	0.00	0.00	0.00	0.00	0.00	0.00	0.00	0.00	0.00	46,724.09	0.00	0.00	0.00	0.00	0.00	46,724.09	0.00	0.00	0.00	46,724.09
GRAND TOTAL	0.00	3,058,382.85	0.00	0.00	3,058,382.85	0.00	0.00	0.00	0.00	0.00	0.00	3,906.95	0.00	0.00	3,906.95	3,906.95	3,062,289.80	0.00	0.00	0.00	0.00	0.00	3,062,289.80	0.00	0.00	0.00	3,062,289.80

SUMMARY	Particulars (1)	Previous Report (2)	This Month (3)	As at Date (4)
Total Disbursement Authorities Received		77,539,764.79	15,980,323.83	93,520,088.62
NCA		58,236,000.00	11,232,000.00	69,468,000.00
NTA		17,008,107.18	4,701,599.74	21,709,706.92
Working Fund		0.00	0.00	0.00
TRA		2,295,657.61	46,724.09	2,342,381.70
CDC		0.00	0.00	0.00
NCAA		0.00	0.00	0.00
Less: Notice of Transfer of Allocations (NTA)* Issued		17,008,107.18	4,613,196.31	21,621,303.49
Total Disbursement Authorities Available		60,531,657.61	11,367,127.52	71,898,785.13
Less:		0.00	0.00	0.00
Lapsed NCA		4,699,605.91	0.00	4,699,605.91
Disbursements		55,745,246.86	3,062,289.80	58,807,536.66
Less: Other Non-Cash Disbursements		28,891.44	0.00	28,891.44
Disbursements effected through outright deductions from claims		28,891.44	0.00	28,891.44
Overpayment of expenses(e.g. personnel benefits)		0.00	0.00	0.00
Restitution for loss of government property		0.00	0.00	0.00
Liquidated damages and similar claims		28,891.44	0.00	28,891.44
Others (e.g. TEF, BTr, Docs Stamp, etc.)		0.00	0.00	0.00
Add/Less: Adjustments (e.g. cancelled/stated checks)		0.00	0.00	0.00
Balance of Disbursement Authorities as at date		115,696.28	8,304,837.72	8,420,534.00
Total Disbursements Program		60,531,657.61	11,367,127.52	71,898,785.13
Less: *Actual Disbursements		55,716,355.42	3,062,289.80	58,778,645.22
(Over)/Under spending		4,815,302.19	8,304,837.72	13,120,139.91

Notes: \* The use of NTA is discouraged  
 Notes: \*\* Amounts should tally with the grand total disbursement (column 27).

Certified Correct:

*Shanylale G. Dionisio*  
 SHANYLALE G. DIONISIO  
 Chief, Accounting Section

Recommending Approval:

*Gloria D. Mendoza*  
 GLORIA D. MENDOZA  
 Chief, Financial and Management Division

Approved By:

*Engr. Marcial H. Mateo*  
 ENGR. MARCIAL H. MATEO  
 OIC, Office of the Director



MONTHLY REPORT OF DISBURSEMENTS  
For the month of July 2024



Department : Department of Environment and Natural Resources (DENR)  
 Agency/Entity : Mines and Geosciences Bureau  
 Region : ALL  
 Division : ALL  
 Operating Unit : ALL  
 Fund Cluster : 07 - Trust Receipts  
 (e.g. UACS Fund Cluster: 01-Regular Agency Fund, 02-Foreign Assisted Projects Fund, 03-Special Account-Locally Funded/Domestic Grants Fund, etc.)

Particulars	Current Year Budget					Prior Year's Budget										Trust Liabilities				Grand Total					Remarks		
	PS	MOOE	FinEx	CO	TOTAL	PS	MOOE	FinEx	CO	Sub-Total	PS	MOOE	FinEx	CO	Sub-Total	TOTAL	SUB-TOTAL	PS	MOOE	CO	TOTAL	PS	MOOE	FinEx		CO	TOTAL
1	2	3	4	5	6=(2+3+4+5)	7	8	9	10	11=(7+8+9+10)	12	13	14	15	16=(12+13+14+15)	17=(11+16)	18=(6+17)	19	20	21	22=(19+20+21)	23	24	25	26	27=(23+24+25)	28
CASH DISBURSEMENTS	0.00	28,610.90	0.00	0.00	28,610.90	0.00	0.00	0.00	0.00	0.00	0.00	0.00	0.00	0.00	0.00	0.00	28,610.90	0.00	0.00	0.00	0.00	0.00	28,610.90	0.00	0.00	0.00	28,610.90
Notice of Cash Allocation (NCA)	0.00	28,610.90	0.00	0.00	28,610.90	0.00	0.00	0.00	0.00	0.00	0.00	0.00	0.00	0.00	0.00	0.00	28,610.90	0.00	0.00	0.00	0.00	0.00	28,610.90	0.00	0.00	0.00	28,610.90
MDS Checks Issued	0.00	0.00	0.00	0.00	0.00	0.00	0.00	0.00	0.00	0.00	0.00	0.00	0.00	0.00	0.00	0.00	0.00	0.00	0.00	0.00	0.00	0.00	0.00	0.00	0.00	0.00	0.00
Advice to Debit Account	0.00	28,610.90	0.00	0.00	28,610.90	0.00	0.00	0.00	0.00	0.00	0.00	0.00	0.00	0.00	0.00	0.00	28,610.90	0.00	0.00	0.00	0.00	0.00	28,610.90	0.00	0.00	0.00	28,610.90
Notice of Transfer Allocations (NTA)	0.00	0.00	0.00	0.00	0.00	0.00	0.00	0.00	0.00	0.00	0.00	0.00	0.00	0.00	0.00	0.00	0.00	0.00	0.00	0.00	0.00	0.00	0.00	0.00	0.00	0.00	0.00
MDS Checks Issued	0.00	0.00	0.00	0.00	0.00	0.00	0.00	0.00	0.00	0.00	0.00	0.00	0.00	0.00	0.00	0.00	0.00	0.00	0.00	0.00	0.00	0.00	0.00	0.00	0.00	0.00	0.00
Advice to Debit Account	0.00	0.00	0.00	0.00	0.00	0.00	0.00	0.00	0.00	0.00	0.00	0.00	0.00	0.00	0.00	0.00	0.00	0.00	0.00	0.00	0.00	0.00	0.00	0.00	0.00	0.00	0.00
Working Fund for FAPs	0.00	0.00	0.00	0.00	0.00	0.00	0.00	0.00	0.00	0.00	0.00	0.00	0.00	0.00	0.00	0.00	0.00	0.00	0.00	0.00	0.00	0.00	0.00	0.00	0.00	0.00	0.00
Cash Disbursement Ceiling (CDC)	0.00	0.00	0.00	0.00	0.00	0.00	0.00	0.00	0.00	0.00	0.00	0.00	0.00	0.00	0.00	0.00	0.00	0.00	0.00	0.00	0.00	0.00	0.00	0.00	0.00	0.00	0.00
TOTAL CASH DISBURSEMENTS	0.00	28,610.90	0.00	0.00	28,610.90	0.00	0.00	0.00	0.00	0.00	0.00	0.00	0.00	0.00	0.00	0.00	28,610.90	0.00	0.00	0.00	0.00	0.00	28,610.90	0.00	0.00	0.00	28,610.90
NON-CASH DISBURSEMENTS	0.00	0.00	0.00	0.00	0.00	0.00	0.00	0.00	0.00	0.00	0.00	0.00	0.00	0.00	0.00	0.00	0.00	0.00	0.00	0.00	0.00	0.00	0.00	0.00	0.00	0.00	0.00
Tax Remittance Advices Issued (TRA)	0.00	0.00	0.00	0.00	0.00	0.00	0.00	0.00	0.00	0.00	0.00	0.00	0.00	0.00	0.00	0.00	0.00	0.00	0.00	0.00	0.00	0.00	0.00	0.00	0.00	0.00	0.00
Non-Cash Availment Authority (NCAA)	0.00	0.00	0.00	0.00	0.00	0.00	0.00	0.00	0.00	0.00	0.00	0.00	0.00	0.00	0.00	0.00	0.00	0.00	0.00	0.00	0.00	0.00	0.00	0.00	0.00	0.00	0.00
Disbursements effected through outright deductions from claims (please specify...)	0.00	0.00	0.00	0.00	0.00	0.00	0.00	0.00	0.00	0.00	0.00	0.00	0.00	0.00	0.00	0.00	0.00	0.00	0.00	0.00	0.00	0.00	0.00	0.00	0.00	0.00	0.00
Overpayment of expenses(e.g. personnel benefits)	0.00	0.00	0.00	0.00	0.00	0.00	0.00	0.00	0.00	0.00	0.00	0.00	0.00	0.00	0.00	0.00	0.00	0.00	0.00	0.00	0.00	0.00	0.00	0.00	0.00	0.00	0.00
Restitution for loss of government property	0.00	0.00	0.00	0.00	0.00	0.00	0.00	0.00	0.00	0.00	0.00	0.00	0.00	0.00	0.00	0.00	0.00	0.00	0.00	0.00	0.00	0.00	0.00	0.00	0.00	0.00	0.00
Liquidated damages and similar claims	0.00	0.00	0.00	0.00	0.00	0.00	0.00	0.00	0.00	0.00	0.00	0.00	0.00	0.00	0.00	0.00	0.00	0.00	0.00	0.00	0.00	0.00	0.00	0.00	0.00	0.00	0.00
Others(TEF, BTr, Documentary Stamp Tax, etc.)	0.00	0.00	0.00	0.00	0.00	0.00	0.00	0.00	0.00	0.00	0.00	0.00	0.00	0.00	0.00	0.00	0.00	0.00	0.00	0.00	0.00	0.00	0.00	0.00	0.00	0.00	0.00
TOTAL NON-CASH DISBURSEMENTS	0.00	0.00	0.00	0.00	0.00	0.00	0.00	0.00	0.00	0.00	0.00	0.00	0.00	0.00	0.00	0.00	0.00	0.00	0.00	0.00	0.00	0.00	0.00	0.00	0.00	0.00	0.00
GRAND TOTAL	0.00	28,610.90	0.00	0.00	28,610.90	0.00	0.00	0.00	0.00	0.00	0.00	0.00	0.00	0.00	0.00	0.00	28,610.90	0.00	0.00	0.00	0.00	0.00	28,610.90	0.00	0.00	0.00	28,610.90

SUMMARY

Particulars (1)	Previous Report (2)	This Month (3)	As at Date (4)
Total Disbursement Authorities Received	552,999.00	0.00	552,999.00
NCA	552,999.00	0.00	552,999.00
NTA	0.00	0.00	0.00
Working Fund	0.00	0.00	0.00
TRA	0.00	0.00	0.00
CDC	0.00	0.00	0.00
NCAA	0.00	0.00	0.00
Less: Notice of Transfer of Allocations (NTA)* issued	0.00	0.00	0.00
Total Disbursement Authorities Available	552,999.00	0.00	552,999.00
Less:	0.00	0.00	0.00
Lapsed NCA	0.00	0.00	0.00
Disbursements	12,999.00	28,610.90	41,609.90
Less: Other Non-Cash Disbursements	0.00	0.00	0.00
Disbursements effected through outright deductions from claims	0.00	0.00	0.00
Overpayment of expenses(e.g. personnel benefits)	0.00	0.00	0.00
Restitution for loss of government property	0.00	0.00	0.00
Liquidated damages and similar claims	0.00	0.00	0.00
Others (e.g. TEF, BTr, Docs Stamp, etc.)	0.00	0.00	0.00
Add/Less: Adjustments (e.g. cancelled/staled checks)	0.00	0.00	0.00
Balance of Disbursement Authorities as at date	540,000.00	(28,610.90)	511,389.10
Total Disbursements Program	552,999.00	0.00	552,999.00
Less: *Actual Disbursements	12,999.00	28,610.90	41,609.90
(Over)/Under spending	540,000.00	(28,610.90)	511,389.10

Notes: \* The use of NTA is discouraged  
 Notes: \*\* Amounts should tally with the grand total disbursement (column 27).

Certified Correct:

Recommending Approval:

Approved By:

*Shan Lale G. Dionisio*  
 SHAN LALE G. DIONISIO  
 Chief, Accounting Section

*Gloria D. Mendoza*  
 GLORIA D. MENDOZA  
 Chief, Financial and Management Division

*Engr. Marcial H. Mateo*  
 ENGR. MARCIAL H. MATEO  
 OIC, Office of the Director

MONTHLY REPORT OF DISBURSEMENTS  
For the month of July 2024

Department : Department of Environment and Natural Resources (DENR)  
Agency/Entity : Mines and Geosciences Bureau  
Region : ALL  
Division : ALL  
Operating Unit : ALL  
Fund Cluster : 07 - Trust Receipts

(e.g. UACS Fund Cluster: 01-Regular Agency Fund, 02-Foreign Assisted Projects Fund, 03-Special Account-Locally Funded/Domestic Grants Fund, etc.)



Table with columns: Particulars, Current Year Budget (PS, MOOE, FinEx, CO, TOTAL), Prior Year's Budget (PS, MOOE, FinEx, CO, Sub-Total, TOTAL), Current Year's Accounts Payable (PS, MOOE, FinEx, CO, Sub-Total, TOTAL), SUB-TOTAL, Trust Liabilities (PS, MOOE, CO, TOTAL), Grand Total (PS, MOOE, FinEx, CO, TOTAL), Remarks.

SUMMARY Table with columns: Particulars (1), Previous Report (2), This Month (3), As at Date (4). Rows include Total Disbursement Authorities Received, NCA, NTA, Working Fund, TRA, CDC, NCAA, Less: Notice of Transfer of Allocations (NTA)\* issued, Total Disbursement Authorities Available, Less: Lapsed NCA Disbursements, Less: Other Non-Cash Disbursements, Add/Less: Adjustments (e.g. cancelled/staled checks), Balance of Disbursement Authorities as at date, Total Disbursements Program, Less: \*Actual Disbursements, (Over)/Under spending.

Notes: \* The use of NTA is discouraged  
Notes: \*\* Amounts should tally with the grand total disbursemt (column 27).

Certified Correct:

Signature of SHANYLALE G. DIONISIO, Chief, Accounting Section

Recommending Approval:

Signature of GLORIA D. MENDOZA, Chief, Financial and Management Division

Approved By:

Signature of ENGR. MARCIAL H. MATEO, OIC, Office of the Director