

MONTHLY REPORT OF DISBURSEMENTS
For the month of September 2023



Department : Department of Environment and Natural Resources (DENR)
 Agency/Entity : Mines and Geosciences Bureau
 Region : ALL
 Division : ALL
 Operating Unit : ALL
 Fund Cluster : 01 - Regular Agency Fund
 (e.g. UACS Fund Cluster: 01-Regular Agency Fund, 02-Foreign Assisted Projects Fund, 03-Special Account-Locally Funded/Domestic Grants Fund, etc.)

Particulars	Current Year Budget					Prior Year's Budget											Trust Liabilities				Grand Total					Remarks			
	PS	MOOE	FinEx	CO	TOTAL	Prior Year's Accounts Payable					Current Year's Accounts Payable						SUB-TOTAL	PS	MOOE	CO	TOTAL	PS	MOOE	FinEx	CO		TOTAL		
						PS	MOOE	FinEx	CO	Sub-Total	PS	MOOE	FinEx	CO	Sub-Total	TOTAL													
1	2	3	4	5	6=(2+3+4+5)	7	8	9	10	11=(7+8+9+10)	12	13	14	15	16=(12+13+14+15)	17=(11+16)	18=(6+17)	19	20	21	22=(19+20+21)	23	24	25	26	27=(23+24+25+26)	28		
CASH DISBURSEMENTS	68,632,642.45	43,801,958.55	0.00	0.00	112,434,601.00	0.00	40,744.30	0.00	0.00	40,744.30	0.00	243,672.37	0.00	0.00	243,672.37	284,416.67	112,719,017.67	0.00	0.00	0.00	0.00	68,632,642.45	44,086,375.22	0.00	0.00	112,719,017.67			
Notice of Cash Allocation (NCA)	65,555,810.78	41,169,273.42	0.00	0.00	106,725,084.20	0.00	40,744.30	0.00	0.00	40,744.30	0.00	243,672.37	0.00	0.00	243,672.37	284,416.67	107,009,500.87	0.00	0.00	0.00	0.00	65,555,810.78	41,453,690.09	0.00	0.00	107,009,500.87			
MDS Checks Issued	12,185,892.68	7,359,097.79	0.00	0.00	19,544,990.47	0.00	40,744.30	0.00	0.00	40,744.30	0.00	43,709.80	0.00	0.00	43,709.80	84,454.10	19,629,444.57	0.00	0.00	0.00	0.00	12,185,892.68	7,443,551.89	0.00	0.00	19,629,444.57			
Advice to Debit Account	53,369,918.10	33,810,175.63	0.00	0.00	87,180,093.73	0.00	0.00	0.00	0.00	0.00	0.00	199,962.57	0.00	0.00	199,962.57	199,962.57	87,380,056.30	0.00	0.00	0.00	0.00	53,369,918.10	34,010,138.20	0.00	0.00	87,380,056.30			
Notice of Transfer Allocations (NTA)	3,076,831.67	2,632,685.13	0.00	0.00	5,709,516.80	0.00	0.00	0.00	0.00	0.00	0.00	0.00	0.00	0.00	0.00	0.00	5,709,516.80	0.00	0.00	0.00	0.00	3,076,831.67	2,632,685.13	0.00	0.00	5,709,516.80			
MDS Checks Issued	2,128,219.41	1,262,889.37	0.00	0.00	3,391,108.78	0.00	0.00	0.00	0.00	0.00	0.00	0.00	0.00	0.00	0.00	0.00	3,391,108.78	0.00	0.00	0.00	0.00	2,128,219.41	1,262,889.37	0.00	0.00	3,391,108.78			
Advice to Debit Account	948,612.26	1,369,795.76	0.00	0.00	2,318,408.02	0.00	0.00	0.00	0.00	0.00	0.00	0.00	0.00	0.00	0.00	0.00	2,318,408.02	0.00	0.00	0.00	0.00	948,612.26	1,369,795.76	0.00	0.00	2,318,408.02			
Working Fund for FAPs	0.00	0.00	0.00	0.00	0.00	0.00	0.00	0.00	0.00	0.00	0.00	0.00	0.00	0.00	0.00	0.00	0.00	0.00	0.00	0.00	0.00	0.00	0.00	0.00	0.00	0.00	0.00		
Cash Disbursement Ceiling (CDC)	0.00	0.00	0.00	0.00	0.00	0.00	0.00	0.00	0.00	0.00	0.00	0.00	0.00	0.00	0.00	0.00	0.00	0.00	0.00	0.00	0.00	0.00	0.00	0.00	0.00	0.00	0.00	0.00	
TOTAL CASH DISBURSEMENTS	68,632,642.45	43,801,958.55	0.00	0.00	112,434,601.00	0.00	40,744.30	0.00	0.00	40,744.30	0.00	243,672.37	0.00	0.00	243,672.37	284,416.67	112,719,017.67	0.00	0.00	0.00	0.00	68,632,642.45	44,086,375.22	0.00	0.00	112,719,017.67			
NON-CASH DISBURSEMENTS	6,075,775.28	1,200,840.20	0.00	0.00	7,276,615.48	0.00	0.00	0.00	0.00	0.00	0.00	13,693.02	0.00	0.00	13,693.02	13,693.02	7,290,308.50	0.00	0.00	0.00	0.00	6,075,775.28	1,214,533.22	0.00	0.00	7,290,308.50			
Tax Remittance Advices Issued (TRA)	6,075,406.22	1,200,739.65	0.00	0.00	7,276,145.87	0.00	0.00	0.00	0.00	0.00	0.00	13,693.02	0.00	0.00	13,693.02	13,693.02	7,289,838.89	0.00	0.00	0.00	0.00	6,075,406.22	1,214,432.67	0.00	0.00	7,289,838.89			
Non-Cash Availment Authority (NCAA)	0.00	0.00	0.00	0.00	0.00	0.00	0.00	0.00	0.00	0.00	0.00	0.00	0.00	0.00	0.00	0.00	0.00	0.00	0.00	0.00	0.00	0.00	0.00	0.00	0.00	0.00	0.00		
Disbursements effected through outright deductions from claims (please specify...)	369.06	100.55	0.00	0.00	469.61	0.00	0.00	0.00	0.00	0.00	0.00	0.00	0.00	0.00	0.00	0.00	469.61	0.00	0.00	0.00	0.00	369.06	100.55	0.00	0.00	469.61			
Overpayment of expenses(e.g. personnel benefits)	0.00	25.55	0.00	0.00	25.55	0.00	0.00	0.00	0.00	0.00	0.00	0.00	0.00	0.00	0.00	0.00	25.55	0.00	0.00	0.00	0.00	0.00	25.55	0.00	0.00	25.55			
Restitution for loss of government property	0.00	0.00	0.00	0.00	0.00	0.00	0.00	0.00	0.00	0.00	0.00	0.00	0.00	0.00	0.00	0.00	0.00	0.00	0.00	0.00	0.00	0.00	0.00	0.00	0.00	0.00	0.00		
Liquidated damages and similar claims	369.06	75.00	0.00	0.00	444.06	0.00	0.00	0.00	0.00	0.00	0.00	0.00	0.00	0.00	0.00	0.00	444.06	0.00	0.00	0.00	0.00	369.06	75.00	0.00	0.00	444.06			
Others(TEF, BTr-Documentary Stamp Tax, etc.)	0.00	0.00	0.00	0.00	0.00	0.00	0.00	0.00	0.00	0.00	0.00	0.00	0.00	0.00	0.00	0.00	0.00	0.00	0.00	0.00	0.00	0.00	0.00	0.00	0.00	0.00	0.00		
TOTAL NON-CASH DISBURSEMENTS	6,075,775.28	1,200,840.20	0.00	0.00	7,276,615.48	0.00	0.00	0.00	0.00	0.00	0.00	13,693.02	0.00	0.00	13,693.02	13,693.02	7,290,308.50	0.00	0.00	0.00	0.00	6,075,775.28	1,214,533.22	0.00	0.00	7,290,308.50			
GRAND TOTAL	74,708,417.73	45,002,798.75	0.00	0.00	119,711,216.48	0.00	40,744.30	0.00	0.00	40,744.30	0.00	257,365.39	0.00	0.00	257,365.39	298,109.69	120,009,326.17	0.00	0.00	0.00	0.00	74,708,417.73	45,300,908.44	0.00	0.00	120,009,326.17			

Particulars	(1)	Previous Report	This Month	As at Date
		(2)	(3)	(4)
Total Disbursement Authorities Received		906,485,802.58	99,420,337.37	1,005,906,139.95
NCA		814,092,269.00	89,014,000.00	903,106,269.00
NTA		44,381,640.88	3,116,498.48	47,498,139.36
Working Fund		0.00	0.00	0.00
TRA		48,011,892.70	7,289,838.89	55,301,731.59
CDC		0.00	0.00	0.00
NCAA		0.00	0.00	0.00
Less: Notice of Transfer of Allocations (NTA)* issued		44,381,640.88	3,116,498.48	47,498,139.36
Total Disbursement Authorities Available		862,104,161.70	96,303,838.89	958,408,000.59
Less:		0.00	0.00	0.00
Lapsed NCA		2,033,872.24	234,921.27	2,268,793.51
Disbursements		836,316,058.03	120,009,326.17	956,325,384.20
Less: Other Non-Cash Disbursements		185,707.51	469.61	186,177.12
Disbursements effected through outright deductions from claims		185,707.51	469.61	186,177.12
Overpayment of expenses(e.g. personnel benefits)		0.00	25.55	25.55
Restitution for loss of government property		0.00	0.00	0.00
Liquidated damages and similar claims		185,707.51	444.06	186,151.57
Others (e.g. TEF, BTr, Docs Stamp, etc.)		0.00	0.00	0.00
Add/Less: Adjustments (e.g. cancelled/staled checks)		0.00	0.00	0.00
Balance of Disbursement Authorities as at date		23,939,938.94	(23,939,938.94)	0.00
Total Disbursements Program		862,104,161.70	96,303,838.89	958,408,000.59
Less: *Actual Disbursements		836,130,350.52	120,008,856.56	956,139,207.08
(Over)/Under spending		25,973,811.18	(23,705,017.67)	2,268,793.51

Notes: * The use of NTA is discouraged
 Notes: ** Amounts should tally with the grand total disbursement (column 27).

Certified Correct:

SHANYLALE G. DIONISIO
 Chief Accountant

Recommending Approval:

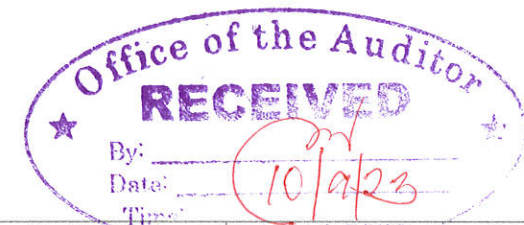
GLORIA D. MENDOZA
 OIC, Financial and Management Division

Approved by:

ATTY. DANILO U. UYKIENG
 OIC, Director

MONTHLY REPORT OF DISBURSEMENTS
For the month of September 2023

Department : Department of Environment and Natural Resources (DENR)
 Agency/Entity : Mines and Geosciences Bureau
 Region : ALL
 Division : ALL
 Operating Unit : ALL
 Fund Cluster : 03 - Special Account - Locally Funded/Domestic Grants Fund
 (e.g. UACS Fund Cluster: 01-Regular Agency Fund, 02-Foreign Assisted Projects Fund, 03-Special Account-Locally Funded/Domestic Grants Fund, etc.)



Particulars	Current Year Budget					Prior Year's Budget											Trust Liabilities					Grand Total					Remarks
	PS	MOOE	FinEx	CO	TOTAL	Prior Year's Accounts Payable					Current Year's Accounts Payable						SUB-TOTAL	PS	MOOE	CO	TOTAL	PS	MOOE	FinEx	CO	TOTAL	
						PS	MOOE	FinEx	CO	Sub-Total	PS	MOOE	FinEx	CO	Sub-Total	PS											
1	2	3	4	5	6=(2+3+4+5)	7	8	9	10	11=(7+8+9+10)	12	13	14	15	16=(12+13+14+15)	17=(11+16)	18=(6+17)	19	20	21	22=(19+20+21)	23	24	25	26	27=(23+24+25+26)	28
CASH DISBURSEMENTS	0.00	8,708,551.86	0.00	0.00	8,708,551.86	0.00	0.00	0.00	0.00	0.00	0.00	0.00	0.00	0.00	0.00	0.00	8,708,551.86	0.00	0.00	0.00	0.00	0.00	8,708,551.86	0.00	0.00	0.00	8,708,551.86
Notice of Cash Allocation (NCA)	0.00	3,522,940.82	0.00	0.00	3,522,940.82	0.00	0.00	0.00	0.00	0.00	0.00	0.00	0.00	0.00	0.00	0.00	3,522,940.82	0.00	0.00	0.00	0.00	0.00	3,522,940.82	0.00	0.00	0.00	3,522,940.82
MDS Checks Issued	0.00	93,096.89	0.00	0.00	93,096.89	0.00	0.00	0.00	0.00	0.00	0.00	0.00	0.00	0.00	0.00	0.00	93,096.89	0.00	0.00	0.00	0.00	0.00	93,096.89	0.00	0.00	0.00	93,096.89
Advice to Debit Account	0.00	3,429,843.93	0.00	0.00	3,429,843.93	0.00	0.00	0.00	0.00	0.00	0.00	0.00	0.00	0.00	0.00	0.00	3,429,843.93	0.00	0.00	0.00	0.00	0.00	3,429,843.93	0.00	0.00	0.00	3,429,843.93
Notice of Transfer Allocations (NTA)	0.00	5,185,611.04	0.00	0.00	5,185,611.04	0.00	0.00	0.00	0.00	0.00	0.00	0.00	0.00	0.00	0.00	0.00	5,185,611.04	0.00	0.00	0.00	0.00	0.00	5,185,611.04	0.00	0.00	0.00	5,185,611.04
MDS Checks Issued	0.00	1,497,069.08	0.00	0.00	1,497,069.08	0.00	0.00	0.00	0.00	0.00	0.00	0.00	0.00	0.00	0.00	0.00	1,497,069.08	0.00	0.00	0.00	0.00	0.00	1,497,069.08	0.00	0.00	0.00	1,497,069.08
Advice to Debit Account	0.00	3,688,541.96	0.00	0.00	3,688,541.96	0.00	0.00	0.00	0.00	0.00	0.00	0.00	0.00	0.00	0.00	0.00	3,688,541.96	0.00	0.00	0.00	0.00	0.00	3,688,541.96	0.00	0.00	0.00	3,688,541.96
Working Fund for FAPs	0.00	0.00	0.00	0.00	0.00	0.00	0.00	0.00	0.00	0.00	0.00	0.00	0.00	0.00	0.00	0.00	0.00	0.00	0.00	0.00	0.00	0.00	0.00	0.00	0.00	0.00	0.00
Cash Disbursement Ceiling (CDC)	0.00	0.00	0.00	0.00	0.00	0.00	0.00	0.00	0.00	0.00	0.00	0.00	0.00	0.00	0.00	0.00	0.00	0.00	0.00	0.00	0.00	0.00	0.00	0.00	0.00	0.00	0.00
TOTAL CASH DISBURSEMENTS	0.00	8,708,551.86	0.00	0.00	8,708,551.86	0.00	0.00	0.00	0.00	0.00	0.00	0.00	0.00	0.00	0.00	0.00	8,708,551.86	0.00	0.00	0.00	0.00	0.00	8,708,551.86	0.00	0.00	0.00	8,708,551.86
NON-CASH DISBURSEMENTS	0.00	387,761.56	0.00	0.00	387,761.56	0.00	0.00	0.00	0.00	0.00	0.00	0.00	0.00	0.00	0.00	0.00	387,761.56	0.00	0.00	0.00	0.00	0.00	387,761.56	0.00	0.00	0.00	387,761.56
Tax Remittance Advices Issued (TRA)	0.00	387,761.56	0.00	0.00	387,761.56	0.00	0.00	0.00	0.00	0.00	0.00	0.00	0.00	0.00	0.00	0.00	387,761.56	0.00	0.00	0.00	0.00	0.00	387,761.56	0.00	0.00	0.00	387,761.56
Non-Cash Availment Authority (NCAA)	0.00	0.00	0.00	0.00	0.00	0.00	0.00	0.00	0.00	0.00	0.00	0.00	0.00	0.00	0.00	0.00	0.00	0.00	0.00	0.00	0.00	0.00	0.00	0.00	0.00	0.00	0.00
Disbursements effected through outright deductions from claims (please specify...)	0.00	0.00	0.00	0.00	0.00	0.00	0.00	0.00	0.00	0.00	0.00	0.00	0.00	0.00	0.00	0.00	0.00	0.00	0.00	0.00	0.00	0.00	0.00	0.00	0.00	0.00	0.00
Overpayment of expenses(e.g. personnel benefits)	0.00	0.00	0.00	0.00	0.00	0.00	0.00	0.00	0.00	0.00	0.00	0.00	0.00	0.00	0.00	0.00	0.00	0.00	0.00	0.00	0.00	0.00	0.00	0.00	0.00	0.00	0.00
Restitution for loss of government property	0.00	0.00	0.00	0.00	0.00	0.00	0.00	0.00	0.00	0.00	0.00	0.00	0.00	0.00	0.00	0.00	0.00	0.00	0.00	0.00	0.00	0.00	0.00	0.00	0.00	0.00	0.00
Liquidated damages and similar claims	0.00	0.00	0.00	0.00	0.00	0.00	0.00	0.00	0.00	0.00	0.00	0.00	0.00	0.00	0.00	0.00	0.00	0.00	0.00	0.00	0.00	0.00	0.00	0.00	0.00	0.00	0.00
Others(TEF, BTr-Documentary Stamp Tax, etc.)	0.00	0.00	0.00	0.00	0.00	0.00	0.00	0.00	0.00	0.00	0.00	0.00	0.00	0.00	0.00	0.00	0.00	0.00	0.00	0.00	0.00	0.00	0.00	0.00	0.00	0.00	0.00
TOTAL NON-CASH DISBURSEMENTS	0.00	387,761.56	0.00	0.00	387,761.56	0.00	0.00	0.00	0.00	0.00	0.00	0.00	0.00	0.00	0.00	0.00	387,761.56	0.00	0.00	0.00	0.00	0.00	387,761.56	0.00	0.00	0.00	387,761.56
GRAND TOTAL	0.00	9,096,313.42	0.00	0.00	9,096,313.42	0.00	0.00	0.00	0.00	0.00	0.00	0.00	0.00	0.00	0.00	0.00	9,096,313.42	0.00	0.00	0.00	0.00	0.00	9,096,313.42	0.00	0.00	0.00	9,096,313.42

SUMMARY

Particulars	Previous Report	This Month	As at Date
(1)	(2)	(3)	(4)
Total Disbursement Authorities Received	88,235,347.33	6,442,420.72	94,677,768.05
NCA	67,931,473.00	3,106,000.00	71,037,473.00
NTA	17,830,751.40	2,948,659.16	20,779,410.56
Working Fund	0.00	0.00	0.00
TRA	2,473,122.93	387,761.56	2,860,884.49
CDC	0.00	0.00	0.00
NCAA	0.00	0.00	0.00
Less: Notice of Transfer of Allocations (NTA)* issued	17,830,751.40	2,948,659.16	20,779,410.56
Total Disbursement Authorities Available	70,404,595.93	3,493,761.56	73,898,357.49
Less:	0.00	0.00	0.00
Lapsed NCA	252,914.99	6,626,975.51	6,879,890.50
Disbursements	58,412,369.15	9,096,313.42	67,508,682.57
Less: Other Non-Cash Disbursements	843,196.92	0.00	843,196.92
Disbursements effected through outright deductions from claims	843,196.92	0.00	843,196.92
Overpayment of expenses(e.g. personnel benefits)	0.00	0.00	0.00
Restitution for loss of government property	0.00	0.00	0.00
Liquidated damages and similar claims	843,196.92	0.00	843,196.92
Others (e.g. TEF, BTr, Docs Stamp, etc.)	0.00	0.00	0.00
Add/Less: Adjustments (e.g. cancelled/staled checks)	0.00	0.00	0.00
Balance of Disbursement Authorities as at date	12,582,508.71	(12,229,527.37)	352,981.34
Total Disbursements Program	70,404,595.93	3,493,761.56	73,898,357.49
Less: *Actual Disbursements	57,569,172.23	9,096,313.42	66,665,485.65
(Over)/Under spending	12,835,423.70	(5,602,551.86)	7,232,871.84

Notes: * The use of NTA is discouraged

Notes: ** Amounts should tally with the grand total disbursement (column 27).

Certified Correct:

Recommending Approval:

Approved by:

SHANYLALE G. DIONISIO
Chief Accountant

GLORIA D. MENDOZA
OIC, Financial and Management Division

ATTY. DANILO U. UYKIENG
OIC, Director

MONTHLY REPORT OF DISBURSEMENTS
For the month of September 2023



Department : Department of Environment and Natural Resources (DENR)
 Agency/Entity : Mines and Geosciences Bureau
 Region : ALL
 Division : ALL
 Operating Unit : ALL
 Fund Cluster : 07 - Trust Receipts

(e.g. UACS Fund Cluster: 01-Regular Agency Fund, 02-Foreign Assisted Projects Fund, 03-Special Account-Locally Funded/Domestic Grants Fund, etc.)

Particulars	Current Year Budget					Prior Year's Budget											Trust Liabilities					Grand Total					Remarks		
	PS	MOOE	FinEx	CO	TOTAL	Prior Year's Accounts Payable					Current Year's Accounts Payable						SUB-TOTAL	TOTAL	PS	MOOE	CO	TOTAL	PS	MOOE	FinEx	CO		TOTAL	
						PS	MOOE	FinEx	CO	Sub-Total	PS	MOOE	FinEx	CO	Sub-Total	TOTAL													PS
1	2	3	4	5	6=(2+3+4+5)	7	8	9	10	11=(7+8+9+10)	12	13	14	15	16=(12+13+14+15)	17=(11+16)	18=(6+17)	19	20	21	22=(19+20+21)	23	24	25	26	27=(23+24+25+26)	28		
CASH DISBURSEMENTS	0.00	278,513.30	0.00	0.00	278,513.30	0.00	0.00	0.00	0.00	0.00	0.00	0.00	0.00	0.00	0.00	0.00	278,513.30	0.00	0.00	0.00	0.00	0.00	0.00	278,513.30	0.00	0.00	278,513.30		
Notice of Cash Allocation (NCA)	0.00	278,513.30	0.00	0.00	278,513.30	0.00	0.00	0.00	0.00	0.00	0.00	0.00	0.00	0.00	0.00	0.00	278,513.30	0.00	0.00	0.00	0.00	0.00	0.00	278,513.30	0.00	0.00	278,513.30		
MDS Checks Issued	0.00	0.00	0.00	0.00	0.00	0.00	0.00	0.00	0.00	0.00	0.00	0.00	0.00	0.00	0.00	0.00	0.00	0.00	0.00	0.00	0.00	0.00	0.00	0.00	0.00	0.00	0.00	0.00	
Advice to Debit Account	0.00	278,513.30	0.00	0.00	278,513.30	0.00	0.00	0.00	0.00	0.00	0.00	0.00	0.00	0.00	0.00	0.00	278,513.30	0.00	0.00	0.00	0.00	0.00	0.00	278,513.30	0.00	0.00	278,513.30		
Notice of Transfer Allocations (NTA)	0.00	0.00	0.00	0.00	0.00	0.00	0.00	0.00	0.00	0.00	0.00	0.00	0.00	0.00	0.00	0.00	0.00	0.00	0.00	0.00	0.00	0.00	0.00	0.00	0.00	0.00	0.00	0.00	
MDS Checks Issued	0.00	0.00	0.00	0.00	0.00	0.00	0.00	0.00	0.00	0.00	0.00	0.00	0.00	0.00	0.00	0.00	0.00	0.00	0.00	0.00	0.00	0.00	0.00	0.00	0.00	0.00	0.00	0.00	
Advice to Debit Account	0.00	0.00	0.00	0.00	0.00	0.00	0.00	0.00	0.00	0.00	0.00	0.00	0.00	0.00	0.00	0.00	0.00	0.00	0.00	0.00	0.00	0.00	0.00	0.00	0.00	0.00	0.00	0.00	
Working Fund for FAPs	0.00	0.00	0.00	0.00	0.00	0.00	0.00	0.00	0.00	0.00	0.00	0.00	0.00	0.00	0.00	0.00	0.00	0.00	0.00	0.00	0.00	0.00	0.00	0.00	0.00	0.00	0.00	0.00	
Cash Disbursement Ceiling (CDC)	0.00	0.00	0.00	0.00	0.00	0.00	0.00	0.00	0.00	0.00	0.00	0.00	0.00	0.00	0.00	0.00	0.00	0.00	0.00	0.00	0.00	0.00	0.00	0.00	0.00	0.00	0.00	0.00	
TOTAL CASH DISBURSEMENTS	0.00	278,513.30	0.00	0.00	278,513.30	0.00	0.00	0.00	0.00	0.00	0.00	0.00	0.00	0.00	0.00	0.00	278,513.30	0.00	0.00	0.00	0.00	0.00	0.00	278,513.30	0.00	0.00	278,513.30		
NON-CASH DISBURSEMENTS	0.00	0.00	0.00	0.00	0.00	0.00	0.00	0.00	0.00	0.00	0.00	0.00	0.00	0.00	0.00	0.00	0.00	0.00	0.00	0.00	0.00	0.00	0.00	0.00	0.00	0.00	0.00	0.00	
Tax Remittance Advices Issued (TRA)	0.00	0.00	0.00	0.00	0.00	0.00	0.00	0.00	0.00	0.00	0.00	0.00	0.00	0.00	0.00	0.00	0.00	0.00	0.00	0.00	0.00	0.00	0.00	0.00	0.00	0.00	0.00	0.00	
Non-Cash Availment Authority (NCAA)	0.00	0.00	0.00	0.00	0.00	0.00	0.00	0.00	0.00	0.00	0.00	0.00	0.00	0.00	0.00	0.00	0.00	0.00	0.00	0.00	0.00	0.00	0.00	0.00	0.00	0.00	0.00	0.00	
Disbursements effected through outright deductions from claims (please specify...)	0.00	0.00	0.00	0.00	0.00	0.00	0.00	0.00	0.00	0.00	0.00	0.00	0.00	0.00	0.00	0.00	0.00	0.00	0.00	0.00	0.00	0.00	0.00	0.00	0.00	0.00	0.00	0.00	
Overpayment of expenses(e.g. personnel benefits)	0.00	0.00	0.00	0.00	0.00	0.00	0.00	0.00	0.00	0.00	0.00	0.00	0.00	0.00	0.00	0.00	0.00	0.00	0.00	0.00	0.00	0.00	0.00	0.00	0.00	0.00	0.00	0.00	
Restitution for loss of government property	0.00	0.00	0.00	0.00	0.00	0.00	0.00	0.00	0.00	0.00	0.00	0.00	0.00	0.00	0.00	0.00	0.00	0.00	0.00	0.00	0.00	0.00	0.00	0.00	0.00	0.00	0.00	0.00	
Liquidated damages and similar claims	0.00	0.00	0.00	0.00	0.00	0.00	0.00	0.00	0.00	0.00	0.00	0.00	0.00	0.00	0.00	0.00	0.00	0.00	0.00	0.00	0.00	0.00	0.00	0.00	0.00	0.00	0.00	0.00	
Others(TEF, BTr-Documentary Stamp Tax, etc.)	0.00	0.00	0.00	0.00	0.00	0.00	0.00	0.00	0.00	0.00	0.00	0.00	0.00	0.00	0.00	0.00	0.00	0.00	0.00	0.00	0.00	0.00	0.00	0.00	0.00	0.00	0.00	0.00	
TOTAL NON-CASH DISBURSEMENTS	0.00	0.00	0.00	0.00	0.00	0.00	0.00	0.00	0.00	0.00	0.00	0.00	0.00	0.00	0.00	0.00	0.00	0.00	0.00	0.00	0.00	0.00	0.00	0.00	0.00	0.00	0.00	0.00	
GRAND TOTAL	0.00	278,513.30	0.00	0.00	278,513.30	0.00	0.00	0.00	0.00	0.00	0.00	0.00	0.00	0.00	0.00	0.00	278,513.30	0.00	0.00	0.00	0.00	0.00	0.00	278,513.30	0.00	0.00	278,513.30		

SUMMARY

Particulars (1)	Previous Report (2)	This Month (3)	As at Date (4)
Total Disbursement Authorities Received	6,347,522.00	749,145.00	7,096,667.00
NCA	6,347,522.00	749,145.00	7,096,667.00
NTA	0.00	0.00	0.00
Working Fund	0.00	0.00	0.00
TRA	0.00	0.00	0.00
CDC	0.00	0.00	0.00
NCAA	0.00	0.00	0.00
Less: Notice of Transfer of Allocations (NTA)* issued	0.00	0.00	0.00
Total Disbursement Authorities Available	6,347,522.00	749,145.00	7,096,667.00
Less:	0.00	0.00	0.00
Lapsed NCA	0.00	0.00	0.00
Disbursements	5,098,639.29	278,513.30	5,377,152.59
Less: Other Non-Cash Disbursements	0.00	0.00	0.00
Disbursements effected through outright deductions from claims	0.00	0.00	0.00
Overpayment of expenses(e.g. personnel benefits)	0.00	0.00	0.00
Restitution for loss of government property	0.00	0.00	0.00
Liquidated damages and similar claims	0.00	0.00	0.00
Others (e.g. TEF, BTr, Docs Stamp, etc.)	0.00	0.00	0.00
Add/Less: Adjustments (e.g. cancelled/staled checks)	0.00	0.00	0.00
Balance of Disbursement Authorities as at date	1,248,882.71	470,631.70	1,719,514.41
Total Disbursements Program	6,347,522.00	749,145.00	7,096,667.00
Less: *Actual Disbursements	5,098,639.29	278,513.30	5,377,152.59
(Over)/Under spending	1,248,882.71	470,631.70	1,719,514.41

Notes: * The use of NTA is discouraged

Notes: ** Amounts should tally with the grand total disbursement (column 27).

Certified Correct:

SHANYLALE G. DIONISIO
Chief Accountant

Recommending Approval:

GLORIA D. MENDOZA
OIC, Financial and Management Division

Approved by:

ATTY. DANILO U. UYKIENG
OIC, Director

MONTHLY REPORT OF DISBURSEMENTS
For the month of September 2023



Department : Department of Environment and Natural Resources (DENR)
 Agency/Entity : Mines and Geosciences Bureau
 Region : ALL
 Division : ALL
 Operating Unit : ALL
 Fund Cluster : 01 - Regular Agency Fund

(e.g. UACS Fund Cluster: 01-Regular Agency Fund, 02-Foreign Assisted Projects Fund, 03-Special Account-Locally Funded/Domestic Grants Fund, etc.)

Particulars	Current Year Budget					Prior Year's Budget											Trust Liabilities				Grand Total					Remarks	
	PS	MOOE	FinEx	CO	TOTAL	Prior Year's Accounts Payable					Current Year's Accounts Payable						SUB-TOTAL	PS	MOOE	CO	TOTAL	PS	MOOE	FinEx	CO		TOTAL
						PS	MOOE	FinEx	CO	Sub-Total	PS	MOOE	FinEx	CO	Sub-Total	TOTAL											
1	2	3	4	5	6=(2+3+4+5)	7	8	9	10	11=(7+8+9+10)	12	13	14	15	16=(12+13+14+15)	17=(11+16)	18=(6+17)	19	20	21	22=(19+20+21)	23	24	25	26	27=(23+24+25+26)	28
CASH DISBURSEMENTS	68,632,642.45	43,801,958.55	0.00	0.00	112,434,601.00	0.00	40,744.30	0.00	0.00	40,744.30	0.00	243,672.37	0.00	0.00	243,672.37	284,416.67	112,719,017.67	0.00	0.00	0.00	0.00	68,632,642.45	44,086,375.22	0.00	0.00	112,719,017.67	
Notice of Cash Allocation (NCA)	65,555,810.78	41,169,273.42	0.00	0.00	106,725,084.20	0.00	40,744.30	0.00	0.00	40,744.30	0.00	243,672.37	0.00	0.00	243,672.37	284,416.67	107,009,500.87	0.00	0.00	0.00	0.00	65,555,810.78	41,453,690.09	0.00	0.00	107,009,500.87	
MDS Checks Issued	12,185,892.68	7,359,097.79	0.00	0.00	19,544,990.47	0.00	40,744.30	0.00	0.00	40,744.30	0.00	43,709.80	0.00	0.00	43,709.80	84,454.10	19,629,444.57	0.00	0.00	0.00	0.00	12,185,892.68	7,443,551.89	0.00	0.00	19,629,444.57	
National Capital Region (NCR)	756,580.41	1,169,287.55	0.00	0.00	1,925,867.96	0.00	0.00	0.00	0.00	0.00	0.00	43,709.80	0.00	0.00	43,709.80	43,709.80	1,969,577.76	0.00	0.00	0.00	0.00	756,580.41	1,212,997.35	0.00	0.00	1,969,577.76	
Central Office	756,580.41	1,169,287.55	0.00	0.00	1,925,867.96	0.00	0.00	0.00	0.00	0.00	0.00	43,709.80	0.00	0.00	43,709.80	43,709.80	1,969,577.76	0.00	0.00	0.00	0.00	756,580.41	1,212,997.35	0.00	0.00	1,969,577.76	
Region I - Ilocos	235,267.21	713,252.13	0.00	0.00	948,519.34	0.00	0.00	0.00	0.00	0.00	0.00	0.00	0.00	0.00	0.00	0.00	948,519.34	0.00	0.00	0.00	0.00	235,267.21	713,252.13	0.00	0.00	948,519.34	
Regional Office - I	235,267.21	713,252.13	0.00	0.00	948,519.34	0.00	0.00	0.00	0.00	0.00	0.00	0.00	0.00	0.00	0.00	0.00	948,519.34	0.00	0.00	0.00	0.00	235,267.21	713,252.13	0.00	0.00	948,519.34	
Cordillera Administrative Region (CAR)	1,174,879.46	560,938.02	0.00	0.00	1,735,817.48	0.00	40,744.30	0.00	0.00	40,744.30	0.00	0.00	0.00	0.00	0.00	40,744.30	1,776,561.78	0.00	0.00	0.00	0.00	1,174,879.46	601,682.32	0.00	0.00	1,776,561.78	
Regional Office - CAR	1,174,879.46	560,938.02	0.00	0.00	1,735,817.48	0.00	40,744.30	0.00	0.00	40,744.30	0.00	0.00	0.00	0.00	0.00	40,744.30	1,776,561.78	0.00	0.00	0.00	0.00	1,174,879.46	601,682.32	0.00	0.00	1,776,561.78	
Region II - Cagayan Valley	1,068,815.30	120,331.47	0.00	0.00	1,189,146.77	0.00	0.00	0.00	0.00	0.00	0.00	0.00	0.00	0.00	0.00	0.00	1,189,146.77	0.00	0.00	0.00	0.00	1,068,815.30	120,331.47	0.00	0.00	1,189,146.77	
Regional Office - II	1,068,815.30	120,331.47	0.00	0.00	1,189,146.77	0.00	0.00	0.00	0.00	0.00	0.00	0.00	0.00	0.00	0.00	0.00	1,189,146.77	0.00	0.00	0.00	0.00	1,068,815.30	120,331.47	0.00	0.00	1,189,146.77	
Region III - Central Luzon	945,529.51	264,876.55	0.00	0.00	1,210,406.06	0.00	0.00	0.00	0.00	0.00	0.00	0.00	0.00	0.00	0.00	0.00	1,210,406.06	0.00	0.00	0.00	0.00	945,529.51	264,876.55	0.00	0.00	1,210,406.06	
Regional Office - III	945,529.51	264,876.55	0.00	0.00	1,210,406.06	0.00	0.00	0.00	0.00	0.00	0.00	0.00	0.00	0.00	0.00	0.00	1,210,406.06	0.00	0.00	0.00	0.00	945,529.51	264,876.55	0.00	0.00	1,210,406.06	
Region IVA - CALABARZON	32,658.02	381,533.28	0.00	0.00	414,191.30	0.00	0.00	0.00	0.00	0.00	0.00	0.00	0.00	0.00	0.00	0.00	414,191.30	0.00	0.00	0.00	0.00	32,658.02	381,533.28	0.00	0.00	414,191.30	
Regional Office - IVA	32,658.02	381,533.28	0.00	0.00	414,191.30	0.00	0.00	0.00	0.00	0.00	0.00	0.00	0.00	0.00	0.00	0.00	414,191.30	0.00	0.00	0.00	0.00	32,658.02	381,533.28	0.00	0.00	414,191.30	
Region IVB - MIMAROPA	2,281,342.93	215,906.98	0.00	0.00	2,497,249.91	0.00	0.00	0.00	0.00	0.00	0.00	0.00	0.00	0.00	0.00	0.00	2,497,249.91	0.00	0.00	0.00	0.00	2,281,342.93	215,906.98	0.00	0.00	2,497,249.91	
Regional Office - IVB	2,281,342.93	215,906.98	0.00	0.00	2,497,249.91	0.00	0.00	0.00	0.00	0.00	0.00	0.00	0.00	0.00	0.00	0.00	2,497,249.91	0.00	0.00	0.00	0.00	2,281,342.93	215,906.98	0.00	0.00	2,497,249.91	
Region V - Bicol	23,200.00	86,905.74	0.00	0.00	110,105.74	0.00	0.00	0.00	0.00	0.00	0.00	0.00	0.00	0.00	0.00	0.00	110,105.74	0.00	0.00	0.00	0.00	23,200.00	86,905.74	0.00	0.00	110,105.74	
Regional Office - V	23,200.00	86,905.74	0.00	0.00	110,105.74	0.00	0.00	0.00	0.00	0.00	0.00	0.00	0.00	0.00	0.00	0.00	110,105.74	0.00	0.00	0.00	0.00	23,200.00	86,905.74	0.00	0.00	110,105.74	
Region VI - Western Visayas	762,811.55	909,956.19	0.00	0.00	1,672,767.74	0.00	0.00	0.00	0.00	0.00	0.00	0.00	0.00	0.00	0.00	0.00	1,672,767.74	0.00	0.00	0.00	0.00	762,811.55	909,956.19	0.00	0.00	1,672,767.74	
Regional Office - VI	762,811.55	909,956.19	0.00	0.00	1,672,767.74	0.00	0.00	0.00	0.00	0.00	0.00	0.00	0.00	0.00	0.00	0.00	1,672,767.74	0.00	0.00	0.00	0.00	762,811.55	909,956.19	0.00	0.00	1,672,767.74	
Region VII - Central Visayas	3,603,398.63	167,644.98	0.00	0.00	3,771,043.61	0.00	0.00	0.00	0.00	0.00	0.00	0.00	0.00	0.00	0.00	0.00	3,771,043.61	0.00	0.00	0.00	0.00	3,603,398.63	167,644.98	0.00	0.00	3,771,043.61	
Regional Office - VII	3,603,398.63	167,644.98	0.00	0.00	3,771,043.61	0.00	0.00	0.00	0.00	0.00	0.00	0.00	0.00	0.00	0.00	0.00	3,771,043.61	0.00	0.00	0.00	0.00	3,603,398.63	167,644.98	0.00	0.00	3,771,043.61	
Region VIII - Eastern Visayas	867,209.93	1,106,721.82	0.00	0.00	1,973,931.75	0.00	0.00	0.00	0.00	0.00	0.00	0.00	0.00	0.00	0.00	0.00	1,973,931.75	0.00	0.00	0.00	0.00	867,209.93	1,106,721.82	0.00	0.00	1,973,931.75	
Regional Office - VIII	867,209.93	1,106,721.82	0.00	0.00	1,973,931.75	0.00	0.00	0.00	0.00	0.00	0.00	0.00	0.00	0.00	0.00	0.00	1,973,931.75	0.00	0.00	0.00	0.00	867,209.93	1,106,721.82	0.00	0.00	1,973,931.75	
Region IX - Zamboanga Peninsula	0.00	345,009.52	0.00	0.00	345,009.52	0.00	0.00	0.00	0.00	0.00	0.00	0.00	0.00	0.00	0.00	0.00	345,009.52	0.00	0.00	0.00	0.00	0.00	345,009.52	0.00	0.00	345,009.52	
Regional Office - IX	0.00	345,009.52	0.00	0.00	345,009.52	0.00	0.00	0.00	0.00	0.00	0.00	0.00	0.00	0.00	0.00	0.00	345,009.52	0.00	0.00	0.00	0.00	0.00	345,009.52	0.00	0.00	345,009.52	
Region XI - Davao	0.00	389,215.42	0.00	0.00	389,215.42	0.00	0.00	0.00	0.00	0.00	0.00	0.00	0.00	0.00	0.00	0.00	389,215.42	0.00	0.00	0.00	0.00	0.00	389,215.42	0.00	0.00	389,215.42	
Regional Office - XI	0.00	389,215.42	0.00	0.00	389,215.42	0.00	0.00	0.00	0.00	0.00	0.00	0.00	0.00	0.00	0.00	0.00	389,215.42	0.00	0.00	0.00	0.00	0.00	389,215.42	0.00	0.00	389,215.42	
Region XII - SOCCSKSARGEN	103,710.59	406,781.82	0.00	0.00	510,492.41	0.00	0.00	0.00	0.00	0.00	0.00	0.00	0.00	0.00	0.00	0.00	510,492.41	0.00	0.00	0.00	0.00	103,710.59	406,781.82	0.00	0.00	510,492.41	
Regional Office - XII	103,710.59	406,781.82	0.00	0.00	510,492.41	0.00	0.00	0.00	0.00	0.00	0.00	0.00	0.00	0.00	0.00	0.00	510,492.41	0.00	0.00	0.00	0.00	103,710.59	406,781.82	0.00	0.00	510,492.41	
Region XIII - CARAGA	330,489.14	520,736.32	0.00	0.00	851,225.46	0.00	0.00	0.00	0.00	0.00	0.00	0.00	0.00	0.00	0.00	0.00	851,225.46	0.00	0.00	0.00	0.00	330,489.14	520,736.32	0.00	0.00	851,225.46	
Regional Office - XIII	330,489.14	520,736.32	0.00	0.00	851,225.46	0.00	0.00	0.00	0.00	0.00	0.00	0.00	0.00	0.00	0.00	0.00	851,225.46	0.00	0.00	0.00	0.00	330,489.14	520,736.32	0.00	0.00	851,225.46	
Advice to Debit Account	53,369,918.10	33,810,175.63	0.00	0.00	87,180,093.73	0.00	0.00	0.00	0.00	0.00	0.00	199,962.57	0.00	0.00	199,962.57	199,962.57	87,380,056.30	0.00	0.00	0.00	0.00	53,369,918.10	34,010,138.20	0.00	0.00</		

Particulars	Current Year Budget					Prior Year's Budget											Trust Liabilities				Grand Total					Remarks					
	PS	MOOE	FinEx	CO	TOTAL	Prior Year's Accounts Payable					Current Year's Accounts Payable					TOTAL	SUB-TOTAL	PS	MOOE	CO	TOTAL	PS	MOOE	FinEx	CO		TOTAL				
						PS	MOOE	FinEx	CO	Sub-Total	PS	MOOE	FinEx	CO	Sub-Total													PS	MOOE	CO	TOTAL
1	2	3	4	5	6=(2+3+4+5)	7	8	9	10	11=(7+8+9+10)	12	13	14	15	16=(12+13+14+15)	17=(11+16)	18=(6+17)	19	20	21	22=(19+20+21)	23	24	25	26	27=(23+24+25+26)	28				
Notice of Transfer Allocations (NTA)	3,076,831.67	2,632,685.13	0.00	0.00	5,709,516.80	0.00	0.00	0.00	0.00	0.00	0.00	0.00	0.00	0.00	0.00	0.00	5,709,516.80	0.00	0.00	0.00	0.00	3,076,831.67	2,632,685.13	0.00	0.00	5,709,516.80					
MDS Checks Issued	2,128,219.41	1,262,889.37	0.00	0.00	3,391,108.78	0.00	0.00	0.00	0.00	0.00	0.00	0.00	0.00	0.00	0.00	0.00	3,391,108.78	0.00	0.00	0.00	0.00	2,128,219.41	1,262,889.37	0.00	0.00	3,391,108.78					
Region II - Cagayan Valley	211,149.74	17,817.76	0.00	0.00	228,967.50	0.00	0.00	0.00	0.00	0.00	0.00	0.00	0.00	0.00	0.00	0.00	228,967.50	0.00	0.00	0.00	0.00	211,149.74	17,817.76	0.00	0.00	228,967.50					
Regional Office - II	211,149.74	17,817.76	0.00	0.00	228,967.50	0.00	0.00	0.00	0.00	0.00	0.00	0.00	0.00	0.00	0.00	0.00	228,967.50	0.00	0.00	0.00	0.00	211,149.74	17,817.76	0.00	0.00	228,967.50					
Region III - Central Luzon	0.00	52,022.36	0.00	0.00	52,022.36	0.00	0.00	0.00	0.00	0.00	0.00	0.00	0.00	0.00	0.00	0.00	52,022.36	0.00	0.00	0.00	0.00	0.00	52,022.36	0.00	0.00	52,022.36					
Regional Office - III	0.00	52,022.36	0.00	0.00	52,022.36	0.00	0.00	0.00	0.00	0.00	0.00	0.00	0.00	0.00	0.00	0.00	52,022.36	0.00	0.00	0.00	0.00	0.00	52,022.36	0.00	0.00	52,022.36					
Region IX - Zamboanga Peninsula	1,917,069.67	1,193,049.25	0.00	0.00	3,110,118.92	0.00	0.00	0.00	0.00	0.00	0.00	0.00	0.00	0.00	0.00	0.00	3,110,118.92	0.00	0.00	0.00	0.00	1,917,069.67	1,193,049.25	0.00	0.00	3,110,118.92					
Regional Office - IX	1,917,069.67	1,193,049.25	0.00	0.00	3,110,118.92	0.00	0.00	0.00	0.00	0.00	0.00	0.00	0.00	0.00	0.00	0.00	3,110,118.92	0.00	0.00	0.00	0.00	1,917,069.67	1,193,049.25	0.00	0.00	3,110,118.92					
Advice to Debit Account	948,612.26	1,369,795.76	0.00	0.00	2,318,408.02	0.00	0.00	0.00	0.00	0.00	0.00	0.00	0.00	0.00	0.00	0.00	2,318,408.02	0.00	0.00	0.00	0.00	948,612.26	1,369,795.76	0.00	0.00	2,318,408.02					
Region II - Cagayan Valley	63,719.00	150,633.94	0.00	0.00	214,352.94	0.00	0.00	0.00	0.00	0.00	0.00	0.00	0.00	0.00	0.00	0.00	214,352.94	0.00	0.00	0.00	0.00	63,719.00	150,633.94	0.00	0.00	214,352.94					
Regional Office - II	63,719.00	150,633.94	0.00	0.00	214,352.94	0.00	0.00	0.00	0.00	0.00	0.00	0.00	0.00	0.00	0.00	0.00	214,352.94	0.00	0.00	0.00	0.00	63,719.00	150,633.94	0.00	0.00	214,352.94					
Region III - Central Luzon	0.00	56,304.60	0.00	0.00	56,304.60	0.00	0.00	0.00	0.00	0.00	0.00	0.00	0.00	0.00	0.00	0.00	56,304.60	0.00	0.00	0.00	0.00	0.00	56,304.60	0.00	0.00	56,304.60					
Regional Office - III	0.00	56,304.60	0.00	0.00	56,304.60	0.00	0.00	0.00	0.00	0.00	0.00	0.00	0.00	0.00	0.00	0.00	56,304.60	0.00	0.00	0.00	0.00	0.00	56,304.60	0.00	0.00	56,304.60					
Region IVA - CALABARZON	0.00	134,928.57	0.00	0.00	134,928.57	0.00	0.00	0.00	0.00	0.00	0.00	0.00	0.00	0.00	0.00	0.00	134,928.57	0.00	0.00	0.00	0.00	0.00	134,928.57	0.00	0.00	134,928.57					
Regional Office - IVA	0.00	134,928.57	0.00	0.00	134,928.57	0.00	0.00	0.00	0.00	0.00	0.00	0.00	0.00	0.00	0.00	0.00	134,928.57	0.00	0.00	0.00	0.00	0.00	134,928.57	0.00	0.00	134,928.57					
Region VIII - Eastern Visayas	883,018.26	892,401.02	0.00	0.00	1,775,419.28	0.00	0.00	0.00	0.00	0.00	0.00	0.00	0.00	0.00	0.00	0.00	1,775,419.28	0.00	0.00	0.00	0.00	883,018.26	892,401.02	0.00	0.00	1,775,419.28					
Regional Office - VIII	883,018.26	892,401.02	0.00	0.00	1,775,419.28	0.00	0.00	0.00	0.00	0.00	0.00	0.00	0.00	0.00	0.00	0.00	1,775,419.28	0.00	0.00	0.00	0.00	883,018.26	892,401.02	0.00	0.00	1,775,419.28					
Region IX - Zamboanga Peninsula	1,875.00	9,755.20	0.00	0.00	11,630.20	0.00	0.00	0.00	0.00	0.00	0.00	0.00	0.00	0.00	0.00	0.00	11,630.20	0.00	0.00	0.00	0.00	1,875.00	9,755.20	0.00	0.00	11,630.20					
Regional Office - IX	1,875.00	9,755.20	0.00	0.00	11,630.20	0.00	0.00	0.00	0.00	0.00	0.00	0.00	0.00	0.00	0.00	0.00	11,630.20	0.00	0.00	0.00	0.00	1,875.00	9,755.20	0.00	0.00	11,630.20					
Region XII - SOCCSKSARGEN	0.00	125,772.43	0.00	0.00	125,772.43	0.00	0.00	0.00	0.00	0.00	0.00	0.00	0.00	0.00	0.00	0.00	125,772.43	0.00	0.00	0.00	0.00	0.00	125,772.43	0.00	0.00	125,772.43					
Regional Office - XII	0.00	125,772.43	0.00	0.00	125,772.43	0.00	0.00	0.00	0.00	0.00	0.00	0.00	0.00	0.00	0.00	0.00	125,772.43	0.00	0.00	0.00	0.00	0.00	125,772.43	0.00	0.00	125,772.43					
TOTAL CASH DISBURSEMENTS	68,632,642.45	43,801,958.55	0.00	0.00	112,434,601.00	0.00	40,744.30	0.00	0.00	40,744.30	0.00	243,672.37	0.00	0.00	243,672.37	284,416.67	112,719,017.67	0.00	0.00	0.00	0.00	68,632,642.45	44,086,375.22	0.00	0.00	112,719,017.67					
NON-CASH DISBURSEMENTS	6,075,775.28	1,200,840.20	0.00	0.00	7,276,615.48	0.00	0.00	0.00	0.00	0.00	0.00	13,693.02	0.00	0.00	13,693.02	13,693.02	7,290,308.50	0.00	0.00	0.00	0.00	6,075,775.28	1,214,533.22	0.00	0.00	7,290,308.50					
Tax Remittance Advices Issued (TRA)	6,075,406.22	1,200,739.65	0.00	0.00	7,276,145.87	0.00	0.00	0.00	0.00	0.00	0.00	13,693.02	0.00	0.00	13,693.02	13,693.02	7,289,838.89	0.00	0.00	0.00	0.00	6,075,406.22	1,214,432.67	0.00	0.00	7,289,838.89					
National Capital Region (NCR)	1,271,406.15	416,756.57	0.00	0.00	1,688,162.72	0.00	0.00	0.00	0.00	0.00	0.00	13,693.02	0.00	0.00	13,693.02	13,693.02	1,701,855.74	0.00	0.00	0.00	0.00	1,271,406.15	430,449.59	0.00	0.00	1,701,855.74					
Central Office	1,271,406.15	416,756.57	0.00	0.00	1,688,162.72	0.00	0.00	0.00	0.00	0.00	0.00	13,693.02	0.00	0.00	13,693.02	13,693.02	1,701,855.74	0.00	0.00	0.00	0.00	1,271,406.15	430,449.59	0.00	0.00	1,701,855.74					
Region I - Ilocos	464,423.81	46,654.38	0.00	0.00	511,078.19	0.00	0.00	0.00	0.00	0.00	0.00	0.00	0.00	0.00	0.00	0.00	511,078.19	0.00	0.00	0.00	0.00	464,423.81	46,654.38	0.00	0.00	511,078.19					
Regional Office - I	464,423.81	46,654.38	0.00	0.00	511,078.19	0.00	0.00	0.00	0.00	0.00	0.00	0.00	0.00	0.00	0.00	0.00	511,078.19	0.00	0.00	0.00	0.00	464,423.81	46,654.38	0.00	0.00	511,078.19					
Cordillera Administrative Region (CAR)	422,282.55	53,268.76	0.00	0.00	475,551.31	0.00	0.00	0.00	0.00	0.00	0.00	0.00	0.00	0.00	0.00	0.00	475,551.31	0.00	0.00	0.00	0.00	422,282.55	53,268.76	0.00	0.00	475,551.31					
Regional Office - CAR	422,282.55	53,268.76	0.00	0.00	475,551.31	0.00	0.00	0.00	0.00	0.00	0.00	0.00	0.00	0.00	0.00	0.00	475,551.31	0.00	0.00	0.00	0.00	422,282.55	53,268.76	0.00	0.00	475,551.31					
Region II - Cagayan Valley	244,099.57	39,874.96	0.00	0.00	283,974.53	0.00	0.00	0.00	0.00	0.00	0.00	0.00	0.00	0.00	0.00	0.00	283,974.53	0.00	0.00	0.00	0.00	244,099.57	39,874.96	0.00	0.00	283,974.53					
Regional Office - II	244,099.57	39,874.96	0.00	0.00	283,974.53	0.00	0.00	0.00	0.00	0.00	0.00	0.00	0.00	0.00	0.00	0.00	283,974.53	0.00	0.00	0.00	0.00	244,099.57	39,874.96	0.00	0.00	283,974.53					
Region III - Central Luzon	220,376.65	30,847.42	0.00	0.00	251,224.07	0.00	0.00	0.00	0.00	0.00	0.00	0.00	0.00	0.00	0.00	0.00	251,224.07	0.00	0.00	0.00	0.00	220,376.65	30,847.42	0.00	0.00	251,224.07					
Regional Office - III	220,376.65	30,847.42	0.00	0.00	251,224.07	0.00	0.00	0.00	0.00	0.00	0.00	0.00	0.00	0.00	0.00	0.00	251,224.07	0.00	0.00	0.00	0.00	220,376.65	30,847.42	0.00	0.00	251,224.07					
Region IVA - CALABARZON	602,958.32	88,339.37	0.00	0.00	691,297.69	0.00	0.00	0.00	0.00	0.00	0.00	0.00	0.00	0.00	0.00	0.00	691,297.69	0.00	0.00	0.00	0.00										

Less:	0.00	0.00	0.00
Lapsed NCA	2,033,872.24	234,921.27	2,268,793.51
Disbursements	836,316,058.03	120,009,326.17	956,325,384.20
Less: Other Non-Cash Disbursements	185,707.51	469.61	186,177.12
Disbursements effected through outright deductions from claims	185,707.51	469.61	186,177.12
Overpayment of expenses(e.g. personnel benefits)	0.00	25.55	25.55
Restitution for loss of government property	0.00	0.00	0.00
Liquidated damages and similar claims	185,707.51	444.06	186,151.57
Others (e.g. TEF, BTr, Docs Stamp, etc.)	0.00	0.00	0.00
Add/Less: Adjustments (e.g. cancelled/staled checks)	0.00	0.00	0.00
Balance of Disbursement Authorities as at date	23,939,938.94	(23,939,938.94)	0.00
Total Disbursements Program	862,104,161.70	96,303,838.89	958,408,000.59
Less: *Actual Disbursements	836,130,350.52	120,008,856.56	956,139,207.08
(Over)/Under spending	25,973,811.18	(23,705,017.67)	2,268,793.51

Notes: * The use of NTA is discouraged

Notes: ** Amounts should tally with the grand total disbursemnt (column 27).

Certified Correct:


 SHANYLALE G. DIONISIO
 Chief Accountant

Recommending Approval:


 GLORIA D. MENDOZA
 OIC, Financial and Management Division

Approved by:


 ATTY. DANILO U. UYKIENG
 OIC, Director

MONTHLY REPORT OF DISBURSEMENTS
For the month of September 2023



Department : Department of Environment and Natural Resources (DENR)
 Agency/Entity : Mines and Geosciences Bureau
 Region : ALL
 Division : ALL
 Operating Unit : ALL
 Fund Cluster : 03 - Special Account - Locally Funded/Domestic Grants Fund

(e.g. UACS Fund Cluster: 01-Regular Agency Fund, 02-Foreign Assisted Projects Fund, 03-Special Account-Locally Funded/Domestic Grants Fund, etc.)

Particulars	Current Year Budget					Prior Year's Budget											SUB-TOTAL	Trust Liabilities				Grand Total					Remarks
	PS	MOOE	FinEx	CO	TOTAL	Prior Year's Accounts Payable					Current Year's Accounts Payable					TOTAL		PS	MOOE	CO	TOTAL	PS	MOOE	FinEx	CO	TOTAL	
						PS	MOOE	FinEx	CO	Sub-Total	PS	MOOE	FinEx	CO	Sub-Total												
1	2	3	4	5	6=(2+3+4+5)	7	8	9	10	11=(7+8+9+10)	12	13	14	15	16=(12+13+14+15)	17	18	19	20	21	22	23	24	25	26	27	28
CASH DISBURSEMENTS	0.00	8,708,551.86	0.00	0.00	8,708,551.86	0.00	0.00	0.00	0.00	0.00	0.00	0.00	0.00	0.00	0.00	0.00	8,708,551.86	0.00	0.00	0.00	0.00	0.00	8,708,551.86	0.00	0.00	0.00	8,708,551.86
Notice of Cash Allocation (NCA)	0.00	3,522,940.82	0.00	0.00	3,522,940.82	0.00	0.00	0.00	0.00	0.00	0.00	0.00	0.00	0.00	0.00	0.00	3,522,940.82	0.00	0.00	0.00	0.00	0.00	3,522,940.82	0.00	0.00	0.00	3,522,940.82
MDS Checks Issued	0.00	93,096.89	0.00	0.00	93,096.89	0.00	0.00	0.00	0.00	0.00	0.00	0.00	0.00	0.00	0.00	0.00	93,096.89	0.00	0.00	0.00	0.00	0.00	93,096.89	0.00	0.00	0.00	93,096.89
National Capital Region (NCR)	0.00	93,096.89	0.00	0.00	93,096.89	0.00	0.00	0.00	0.00	0.00	0.00	0.00	0.00	0.00	0.00	0.00	93,096.89	0.00	0.00	0.00	0.00	0.00	93,096.89	0.00	0.00	0.00	93,096.89
Central Office	0.00	93,096.89	0.00	0.00	93,096.89	0.00	0.00	0.00	0.00	0.00	0.00	0.00	0.00	0.00	0.00	0.00	93,096.89	0.00	0.00	0.00	0.00	0.00	93,096.89	0.00	0.00	0.00	93,096.89
Advice to Debit Account	0.00	3,429,843.93	0.00	0.00	3,429,843.93	0.00	0.00	0.00	0.00	0.00	0.00	0.00	0.00	0.00	0.00	0.00	3,429,843.93	0.00	0.00	0.00	0.00	0.00	3,429,843.93	0.00	0.00	0.00	3,429,843.93
National Capital Region (NCR)	0.00	3,429,843.93	0.00	0.00	3,429,843.93	0.00	0.00	0.00	0.00	0.00	0.00	0.00	0.00	0.00	0.00	0.00	3,429,843.93	0.00	0.00	0.00	0.00	0.00	3,429,843.93	0.00	0.00	0.00	3,429,843.93
Central Office	0.00	3,429,843.93	0.00	0.00	3,429,843.93	0.00	0.00	0.00	0.00	0.00	0.00	0.00	0.00	0.00	0.00	0.00	3,429,843.93	0.00	0.00	0.00	0.00	0.00	3,429,843.93	0.00	0.00	0.00	3,429,843.93
Notice of Transfer Allocations (NTA)	0.00	5,185,611.04	0.00	0.00	5,185,611.04	0.00	0.00	0.00	0.00	0.00	0.00	0.00	0.00	0.00	0.00	0.00	5,185,611.04	0.00	0.00	0.00	0.00	0.00	5,185,611.04	0.00	0.00	0.00	5,185,611.04
MDS Checks Issued	0.00	1,497,069.08	0.00	0.00	1,497,069.08	0.00	0.00	0.00	0.00	0.00	0.00	0.00	0.00	0.00	0.00	0.00	1,497,069.08	0.00	0.00	0.00	0.00	0.00	1,497,069.08	0.00	0.00	0.00	1,497,069.08
Region I - Ilocos	0.00	230,504.26	0.00	0.00	230,504.26	0.00	0.00	0.00	0.00	0.00	0.00	0.00	0.00	0.00	0.00	0.00	230,504.26	0.00	0.00	0.00	0.00	0.00	230,504.26	0.00	0.00	0.00	230,504.26
Regional Office - I	0.00	230,504.26	0.00	0.00	230,504.26	0.00	0.00	0.00	0.00	0.00	0.00	0.00	0.00	0.00	0.00	0.00	230,504.26	0.00	0.00	0.00	0.00	0.00	230,504.26	0.00	0.00	0.00	230,504.26
Cordillera Administrative Region (CAR)	0.00	40,017.75	0.00	0.00	40,017.75	0.00	0.00	0.00	0.00	0.00	0.00	0.00	0.00	0.00	0.00	0.00	40,017.75	0.00	0.00	0.00	0.00	0.00	40,017.75	0.00	0.00	0.00	40,017.75
Regional Office - CAR	0.00	40,017.75	0.00	0.00	40,017.75	0.00	0.00	0.00	0.00	0.00	0.00	0.00	0.00	0.00	0.00	0.00	40,017.75	0.00	0.00	0.00	0.00	0.00	40,017.75	0.00	0.00	0.00	40,017.75
Region II - Cagayan Valley	0.00	254,712.14	0.00	0.00	254,712.14	0.00	0.00	0.00	0.00	0.00	0.00	0.00	0.00	0.00	0.00	0.00	254,712.14	0.00	0.00	0.00	0.00	0.00	254,712.14	0.00	0.00	0.00	254,712.14
Regional Office - II	0.00	254,712.14	0.00	0.00	254,712.14	0.00	0.00	0.00	0.00	0.00	0.00	0.00	0.00	0.00	0.00	0.00	254,712.14	0.00	0.00	0.00	0.00	0.00	254,712.14	0.00	0.00	0.00	254,712.14
Region III - Central Luzon	0.00	70,478.72	0.00	0.00	70,478.72	0.00	0.00	0.00	0.00	0.00	0.00	0.00	0.00	0.00	0.00	0.00	70,478.72	0.00	0.00	0.00	0.00	0.00	70,478.72	0.00	0.00	0.00	70,478.72
Regional Office - III	0.00	70,478.72	0.00	0.00	70,478.72	0.00	0.00	0.00	0.00	0.00	0.00	0.00	0.00	0.00	0.00	0.00	70,478.72	0.00	0.00	0.00	0.00	0.00	70,478.72	0.00	0.00	0.00	70,478.72
Region IVB - MIMAROPA	0.00	185,364.84	0.00	0.00	185,364.84	0.00	0.00	0.00	0.00	0.00	0.00	0.00	0.00	0.00	0.00	0.00	185,364.84	0.00	0.00	0.00	0.00	0.00	185,364.84	0.00	0.00	0.00	185,364.84
Regional Office - IVB	0.00	185,364.84	0.00	0.00	185,364.84	0.00	0.00	0.00	0.00	0.00	0.00	0.00	0.00	0.00	0.00	0.00	185,364.84	0.00	0.00	0.00	0.00	0.00	185,364.84	0.00	0.00	0.00	185,364.84
Region VI - Western Visayas	0.00	47,746.28	0.00	0.00	47,746.28	0.00	0.00	0.00	0.00	0.00	0.00	0.00	0.00	0.00	0.00	0.00	47,746.28	0.00	0.00	0.00	0.00	0.00	47,746.28	0.00	0.00	0.00	47,746.28
Regional Office - VI	0.00	47,746.28	0.00	0.00	47,746.28	0.00	0.00	0.00	0.00	0.00	0.00	0.00	0.00	0.00	0.00	0.00	47,746.28	0.00	0.00	0.00	0.00	0.00	47,746.28	0.00	0.00	0.00	47,746.28
Region VII - Central Visayas	0.00	9,073.05	0.00	0.00	9,073.05	0.00	0.00	0.00	0.00	0.00	0.00	0.00	0.00	0.00	0.00	0.00	9,073.05	0.00	0.00	0.00	0.00	0.00	9,073.05	0.00	0.00	0.00	9,073.05
Regional Office - VII	0.00	9,073.05	0.00	0.00	9,073.05	0.00	0.00	0.00	0.00	0.00	0.00	0.00	0.00	0.00	0.00	0.00	9,073.05	0.00	0.00	0.00	0.00	0.00	9,073.05	0.00	0.00	0.00	9,073.05
Region VIII - Eastern Visayas	0.00	96,281.78	0.00	0.00	96,281.78	0.00	0.00	0.00	0.00	0.00	0.00	0.00	0.00	0.00	0.00	0.00	96,281.78	0.00	0.00	0.00	0.00	0.00	96,281.78	0.00	0.00	0.00	96,281.78
Regional Office - VIII	0.00	96,281.78	0.00	0.00	96,281.78	0.00	0.00	0.00	0.00	0.00	0.00	0.00	0.00	0.00	0.00	0.00	96,281.78	0.00	0.00	0.00	0.00	0.00	96,281.78	0.00	0.00	0.00	96,281.78
Region IX - Zamboanga Peninsula	0.00	59,114.09	0.00	0.00	59,114.09	0.00	0.00	0.00	0.00	0.00	0.00	0.00	0.00	0.00	0.00	0.00	59,114.09	0.00	0.00	0.00	0.00	0.00	59,114.09	0.00	0.00	0.00	59,114.09
Regional Office - IX	0.00	59,114.09	0.00	0.00	59,114.09	0.00	0.00	0.00	0.00	0.00	0.00	0.00	0.00	0.00	0.00	0.00	59,114.09	0.00	0.00	0.00	0.00	0.00	59,114.09	0.00	0.00	0.00	59,114.09
Region XII - SOCCSKSARGEN	0.00	443,181.87	0.00	0.00	443,181.87	0.00	0.00	0.00	0.00	0.00	0.00	0.00	0.00	0.00	0.00	0.00	443,181.87	0.00	0.00	0.00	0.00	0.00	443,181.87	0.00	0.00	0.00	443,181.87
Regional Office - XII	0.00	443,181.87	0.00	0.00	443,181.87	0.00	0.00	0.00	0.00	0.00	0.00	0.00	0.00	0.00	0.00	0.00	443,181.87	0.00	0.00	0.00	0.00	0.00	443,181.87	0.00	0.00	0.00	443,181.87
Region XIII - CARAGA	0.00	60,594.30	0.00	0.00	60,594.30	0.00	0.00	0.00	0.00	0.00	0.00	0.00	0.00	0.00	0.00	0.00	60,594.30	0.00	0.00	0.00	0.00	0.00	60,594.30	0.00	0.00	0.00	60,594.30
Regional Office - XIII	0.00	60,594.30	0.00	0.00	60,594.30	0.00	0.00	0.00	0.00	0.00	0.00	0.00	0.00	0.00	0.00	0.00	60,594.30	0.00	0.00	0.00	0.00	0.00	60,594.30	0.00	0.00	0.00	60,594.30
Advice to Debit Account	0.00	3,688,541.96	0.00	0.00	3,688,541.96	0.00	0.00	0.00	0.00	0.00	0.00	0.00	0.00	0.00	0.00	0.00	3,688,541.96	0.00	0.00	0.00	0.00	0.00	3,688,541.96	0.00	0.00	0.00	3,688,541.96
Region I - Ilocos	0.00	112,693.74	0.00	0.00	112,693.74	0.00	0.00	0.00	0.00	0.00	0.00	0.00	0.00	0.00	0.00	0.00	112,693.74	0.00	0.00	0.00	0.00	0.00	112,693.74	0.00	0.00	0.00	112,693.74
Regional Office - I	0.00	112,693.74	0.00	0.00	112,693.74	0.00	0.00	0.00	0.00	0.00	0.00	0.00	0.00	0.00	0.00	0.00	112,693.74	0.00	0.00	0.00	0.00	0.00	112,693.74	0.00	0.00	0.00	112,693.74
Cordillera Administrative Region (CAR)	0.00	65,849.96	0.00</																								

Particulars	Current Year Budget					Prior Year's Budget											Trust Liabilities				Grand Total					Remarks	
	PS	MOOE	FinEx	CO	TOTAL	Prior Year's Accounts Payable					Current Year's Accounts Payable						SUB-TOTAL	PS	MOOE	CO	TOTAL	PS	MOOE	FinEx	CO		TOTAL
						PS	MOOE	FinEx	CO	Sub-Total	PS	MOOE	FinEx	CO	Sub-Total	TOTAL											
1	2	3	4	5	6=(2+3+4+5)	7	8	9	10	11=(7+8+9+10)	12	13	14	15	16=(12+13+14+15)	17=(11+16)	18=(6+17)	19	20	21	22=(19+20+21)	23	24	25	26	27=(23+24+25+26)	28
Regional Office - CAR	0.00	3,783.12	0.00	0.00	3,783.12	0.00	0.00	0.00	0.00	0.00	0.00	0.00	0.00	0.00	0.00	0.00	3,783.12	0.00	0.00	0.00	0.00	0.00	3,783.12	0.00	0.00	0.00	3,783.12
Region II - Cagayan Valley	0.00	4,787.50	0.00	0.00	4,787.50	0.00	0.00	0.00	0.00	0.00	0.00	0.00	0.00	0.00	0.00	0.00	4,787.50	0.00	0.00	0.00	0.00	0.00	4,787.50	0.00	0.00	0.00	4,787.50
Regional Office - II	0.00	4,787.50	0.00	0.00	4,787.50	0.00	0.00	0.00	0.00	0.00	0.00	0.00	0.00	0.00	0.00	0.00	4,787.50	0.00	0.00	0.00	0.00	0.00	4,787.50	0.00	0.00	0.00	4,787.50
Region III - Central Luzon	0.00	2,671.43	0.00	0.00	2,671.43	0.00	0.00	0.00	0.00	0.00	0.00	0.00	0.00	0.00	0.00	0.00	2,671.43	0.00	0.00	0.00	0.00	0.00	2,671.43	0.00	0.00	0.00	2,671.43
Regional Office - III	0.00	2,671.43	0.00	0.00	2,671.43	0.00	0.00	0.00	0.00	0.00	0.00	0.00	0.00	0.00	0.00	0.00	2,671.43	0.00	0.00	0.00	0.00	0.00	2,671.43	0.00	0.00	0.00	2,671.43
Region IVA - CALABARZON	0.00	6,593.24	0.00	0.00	6,593.24	0.00	0.00	0.00	0.00	0.00	0.00	0.00	0.00	0.00	0.00	0.00	6,593.24	0.00	0.00	0.00	0.00	0.00	6,593.24	0.00	0.00	0.00	6,593.24
Regional Office - IVA	0.00	6,593.24	0.00	0.00	6,593.24	0.00	0.00	0.00	0.00	0.00	0.00	0.00	0.00	0.00	0.00	0.00	6,593.24	0.00	0.00	0.00	0.00	0.00	6,593.24	0.00	0.00	0.00	6,593.24
Region IVB - MIMAROPA	0.00	8,404.16	0.00	0.00	8,404.16	0.00	0.00	0.00	0.00	0.00	0.00	0.00	0.00	0.00	0.00	0.00	8,404.16	0.00	0.00	0.00	0.00	0.00	8,404.16	0.00	0.00	0.00	8,404.16
Regional Office - IVB	0.00	8,404.16	0.00	0.00	8,404.16	0.00	0.00	0.00	0.00	0.00	0.00	0.00	0.00	0.00	0.00	0.00	8,404.16	0.00	0.00	0.00	0.00	0.00	8,404.16	0.00	0.00	0.00	8,404.16
Region V - Bicol	0.00	26,696.77	0.00	0.00	26,696.77	0.00	0.00	0.00	0.00	0.00	0.00	0.00	0.00	0.00	0.00	0.00	26,696.77	0.00	0.00	0.00	0.00	0.00	26,696.77	0.00	0.00	0.00	26,696.77
Regional Office - V	0.00	26,696.77	0.00	0.00	26,696.77	0.00	0.00	0.00	0.00	0.00	0.00	0.00	0.00	0.00	0.00	0.00	26,696.77	0.00	0.00	0.00	0.00	0.00	26,696.77	0.00	0.00	0.00	26,696.77
Region VII - Central Visayas	0.00	12,146.85	0.00	0.00	12,146.85	0.00	0.00	0.00	0.00	0.00	0.00	0.00	0.00	0.00	0.00	0.00	12,146.85	0.00	0.00	0.00	0.00	0.00	12,146.85	0.00	0.00	0.00	12,146.85
Regional Office - VII	0.00	12,146.85	0.00	0.00	12,146.85	0.00	0.00	0.00	0.00	0.00	0.00	0.00	0.00	0.00	0.00	0.00	12,146.85	0.00	0.00	0.00	0.00	0.00	12,146.85	0.00	0.00	0.00	12,146.85
Region VIII - Eastern Visayas	0.00	7,300.13	0.00	0.00	7,300.13	0.00	0.00	0.00	0.00	0.00	0.00	0.00	0.00	0.00	0.00	0.00	7,300.13	0.00	0.00	0.00	0.00	0.00	7,300.13	0.00	0.00	0.00	7,300.13
Regional Office - VIII	0.00	7,300.13	0.00	0.00	7,300.13	0.00	0.00	0.00	0.00	0.00	0.00	0.00	0.00	0.00	0.00	0.00	7,300.13	0.00	0.00	0.00	0.00	0.00	7,300.13	0.00	0.00	0.00	7,300.13
Region IX - Zamboanga Peninsula	0.00	3,554.86	0.00	0.00	3,554.86	0.00	0.00	0.00	0.00	0.00	0.00	0.00	0.00	0.00	0.00	0.00	3,554.86	0.00	0.00	0.00	0.00	0.00	3,554.86	0.00	0.00	0.00	3,554.86
Regional Office - IX	0.00	3,554.86	0.00	0.00	3,554.86	0.00	0.00	0.00	0.00	0.00	0.00	0.00	0.00	0.00	0.00	0.00	3,554.86	0.00	0.00	0.00	0.00	0.00	3,554.86	0.00	0.00	0.00	3,554.86
Region X - Northern Mindanao	0.00	8,325.00	0.00	0.00	8,325.00	0.00	0.00	0.00	0.00	0.00	0.00	0.00	0.00	0.00	0.00	0.00	8,325.00	0.00	0.00	0.00	0.00	0.00	8,325.00	0.00	0.00	0.00	8,325.00
Regional Office - X	0.00	8,325.00	0.00	0.00	8,325.00	0.00	0.00	0.00	0.00	0.00	0.00	0.00	0.00	0.00	0.00	0.00	8,325.00	0.00	0.00	0.00	0.00	0.00	8,325.00	0.00	0.00	0.00	8,325.00
Region XI - Davao	0.00	9,856.57	0.00	0.00	9,856.57	0.00	0.00	0.00	0.00	0.00	0.00	0.00	0.00	0.00	0.00	0.00	9,856.57	0.00	0.00	0.00	0.00	0.00	9,856.57	0.00	0.00	0.00	9,856.57
Regional Office - XI	0.00	9,856.57	0.00	0.00	9,856.57	0.00	0.00	0.00	0.00	0.00	0.00	0.00	0.00	0.00	0.00	0.00	9,856.57	0.00	0.00	0.00	0.00	0.00	9,856.57	0.00	0.00	0.00	9,856.57
Region XII - SOCCSKSARGEN	0.00	5,243.50	0.00	0.00	5,243.50	0.00	0.00	0.00	0.00	0.00	0.00	0.00	0.00	0.00	0.00	0.00	5,243.50	0.00	0.00	0.00	0.00	0.00	5,243.50	0.00	0.00	0.00	5,243.50
Regional Office - XII	0.00	5,243.50	0.00	0.00	5,243.50	0.00	0.00	0.00	0.00	0.00	0.00	0.00	0.00	0.00	0.00	0.00	5,243.50	0.00	0.00	0.00	0.00	0.00	5,243.50	0.00	0.00	0.00	5,243.50
Region XIII - CARAGA	0.00	29,260.00	0.00	0.00	29,260.00	0.00	0.00	0.00	0.00	0.00	0.00	0.00	0.00	0.00	0.00	0.00	29,260.00	0.00	0.00	0.00	0.00	0.00	29,260.00	0.00	0.00	0.00	29,260.00
Regional Office - XIII	0.00	29,260.00	0.00	0.00	29,260.00	0.00	0.00	0.00	0.00	0.00	0.00	0.00	0.00	0.00	0.00	0.00	29,260.00	0.00	0.00	0.00	0.00	0.00	29,260.00	0.00	0.00	0.00	29,260.00
Disbursements effected through outright deductions from claims (please specify...)	0.00	0.00	0.00	0.00	0.00	0.00	0.00	0.00	0.00	0.00	0.00	0.00	0.00	0.00	0.00	0.00	0.00	0.00	0.00	0.00	0.00	0.00	0.00	0.00	0.00	0.00	0.00
Overpayment of expenses(e.g. personnel benefits)	0.00	0.00	0.00	0.00	0.00	0.00	0.00	0.00	0.00	0.00	0.00	0.00	0.00	0.00	0.00	0.00	0.00	0.00	0.00	0.00	0.00	0.00	0.00	0.00	0.00	0.00	0.00
Restitution for loss of government property	0.00	0.00	0.00	0.00	0.00	0.00	0.00	0.00	0.00	0.00	0.00	0.00	0.00	0.00	0.00	0.00	0.00	0.00	0.00	0.00	0.00	0.00	0.00	0.00	0.00	0.00	0.00
Liquidated damages and similar claims	0.00	0.00	0.00	0.00	0.00	0.00	0.00	0.00	0.00	0.00	0.00	0.00	0.00	0.00	0.00	0.00	0.00	0.00	0.00	0.00	0.00	0.00	0.00	0.00	0.00	0.00	0.00
Others(TEF, BTr-Documentary Stamp Tax, etc.)	0.00	0.00	0.00	0.00	0.00	0.00	0.00	0.00	0.00	0.00	0.00	0.00	0.00	0.00	0.00	0.00	0.00	0.00	0.00	0.00	0.00	0.00	0.00	0.00	0.00	0.00	0.00
TOTAL NON-CASH DISBURSEMENTS	0.00	387,761.56	0.00	0.00	387,761.56	0.00	0.00	0.00	0.00	0.00	0.00	0.00	0.00	0.00	0.00	0.00	387,761.56	0.00	0.00	0.00	0.00	0.00	387,761.56	0.00	0.00	0.00	387,761.56
GRAND TOTAL	0.00	9,096,313.42	0.00	0.00	9,096,313.42	0.00	0.00	0.00	0.00	0.00	0.00	0.00	0.00	0.00	0.00	0.00	9,096,313.42	0.00	0.00	0.00	0.00	0.00	9,096,313.42	0.00	0.00	0.00	9,096,313.42


SUMMARY

Particulars	Previous Report	This Month	As at Date
(1)	(2)	(3)	(4)
Total Disbursement Authorities Received	88,235,347.33	6,442,420.72	94,677,768.05
NCA	67,931,473.00	3,106,000.00	71,037,473.00
NTA	17,830,751.40	2,948,659.16	20,779,410.56
Working Fund	0.00	0.00	0.00
TRA	2,473,122.93	387,761.56	2,860,884.49
CDC	0.00	0.00	0.00
NCAA	0.00	0.00	0.00
Less: Notice of Transfer of Allocations (NTA)* issued	17,830,751.40	2,948,659.16	20,779,410.56
Total Disbursement Authorities Available	70,404,595.93	3,493,761.56	73,898,357.49
Less:	0.00	0.00	0.00
Lapsed NCA	252,914.99	6,626,975.51	6,879,890.50
Disbursements	58,412,369.15	9,096,313.42	67,508,682.57
Less: Other Non-Cash Disbursements	843,196.92	0.00	843,196.92
Disbursements effected through outright deductions from claims	843,196.92	0.00	843,196.92
Overpayment of expenses(e.g. personnel benefits)	0.00	0.00	0.00
Restitution for loss of government property	0.00	0.00	0.00
Liquidated damages and similar claims	843,196.92	0.00	843,196.92
Others (e.g. TEF, BTr, Docs Stamp, etc.)	0.00	0.00	0.00
Add/Less: Adjustments (e.g. cancelled/staled checks)	0.00	0.00	0.00
Balance of Disbursement Authorities as at date	12,582,508.71	(12,229,527.37)	352,981.34
Total Disbursements Program	70,404,595.93	3,493,761.56	73,898,357.49
Less: *Actual Disbursements	57,569,172.23	9,096,313.42	66,665,485.65
(Over)/Under spending	12,835,423.70	(5,602,551.86)	7,232,871.84

Notes: * The use of NTA is discouraged

Notes: ** Amounts should tally with the grand total disbursemnt (column 27).

Certified Correct:


SHANYLALE G. DIONISIO
 Chief Accountant

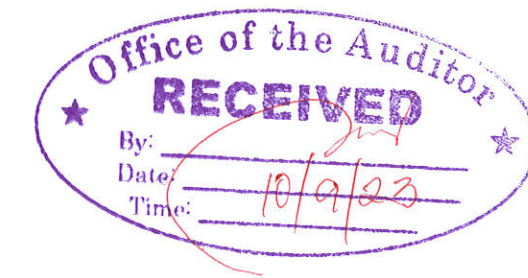
Recommending Approval:


GLORIA D. MENDOZA
 OIC, Financial and Management Division

Approved by:


ATTY. DANILO U. UYKIENG
 OIC, Director

MONTHLY REPORT OF DISBURSEMENTS
For the month of September 2023



Department : Department of Environment and Natural Resources (DENR)
 Agency/Entity : Mines and Geosciences Bureau
 Region : ALL
 Division : ALL
 Operating Unit : ALL
 Fund Cluster : 07 - Trust Receipts
 (e.g. UACS Fund Cluster: 01-Regular Agency Fund, 02-Foreign Assisted Projects Fund, 03-Special Account-Locally Funded/Domestic Grants Fund, etc.)

Particulars	Current Year Budget					Prior Year's Budget											SUB-TOTAL	Trust Liabilities				Grand Total					Remarks
	PS	MOOE	FinEx	CO	TOTAL	Prior Year's Accounts Payable					Current Year's Accounts Payable					TOTAL		PS	MOOE	CO	TOTAL	PS	MOOE	FinEx	CO	TOTAL	
						PS	MOOE	FinEx	CO	Sub-Total	PS	MOOE	FinEx	CO	Sub-Total												
1	2	3	4	5	6=(2+3+4+5)	7	8	9	10	11=(7+8+9+10)	12	13	14	15	16=(12+13+14+15)	17	18	19	20	21	22	23	24	25	26	27	28
CASH DISBURSEMENTS	0.00	278,513.30	0.00	0.00	278,513.30	0.00	0.00	0.00	0.00	0.00	0.00	0.00	0.00	0.00	0.00	0.00	278,513.30	0.00	0.00	0.00	0.00	0.00	278,513.30	0.00	0.00	0.00	278,513.30
Notice of Cash Allocation (NCA)	0.00	278,513.30	0.00	0.00	278,513.30	0.00	0.00	0.00	0.00	0.00	0.00	0.00	0.00	0.00	0.00	0.00	278,513.30	0.00	0.00	0.00	0.00	0.00	278,513.30	0.00	0.00	0.00	278,513.30
MDS Checks Issued	0.00	0.00	0.00	0.00	0.00	0.00	0.00	0.00	0.00	0.00	0.00	0.00	0.00	0.00	0.00	0.00	0.00	0.00	0.00	0.00	0.00	0.00	0.00	0.00	0.00	0.00	0.00
Advice to Debit Account	0.00	278,513.30	0.00	0.00	278,513.30	0.00	0.00	0.00	0.00	0.00	0.00	0.00	0.00	0.00	0.00	0.00	278,513.30	0.00	0.00	0.00	0.00	0.00	278,513.30	0.00	0.00	0.00	278,513.30
National Capital Region (NCR)	0.00	250,713.30	0.00	0.00	250,713.30	0.00	0.00	0.00	0.00	0.00	0.00	0.00	0.00	0.00	0.00	0.00	250,713.30	0.00	0.00	0.00	0.00	0.00	250,713.30	0.00	0.00	0.00	250,713.30
Central Office	0.00	250,713.30	0.00	0.00	250,713.30	0.00	0.00	0.00	0.00	0.00	0.00	0.00	0.00	0.00	0.00	0.00	250,713.30	0.00	0.00	0.00	0.00	0.00	250,713.30	0.00	0.00	0.00	250,713.30
Region XI - Davao	0.00	27,800.00	0.00	0.00	27,800.00	0.00	0.00	0.00	0.00	0.00	0.00	0.00	0.00	0.00	0.00	0.00	27,800.00	0.00	0.00	0.00	0.00	0.00	27,800.00	0.00	0.00	0.00	27,800.00
Regional Office - XI	0.00	27,800.00	0.00	0.00	27,800.00	0.00	0.00	0.00	0.00	0.00	0.00	0.00	0.00	0.00	0.00	0.00	27,800.00	0.00	0.00	0.00	0.00	0.00	27,800.00	0.00	0.00	0.00	27,800.00
Notice of Transfer Allocations (NTA)	0.00	0.00	0.00	0.00	0.00	0.00	0.00	0.00	0.00	0.00	0.00	0.00	0.00	0.00	0.00	0.00	0.00	0.00	0.00	0.00	0.00	0.00	0.00	0.00	0.00	0.00	0.00
MDS Checks Issued	0.00	0.00	0.00	0.00	0.00	0.00	0.00	0.00	0.00	0.00	0.00	0.00	0.00	0.00	0.00	0.00	0.00	0.00	0.00	0.00	0.00	0.00	0.00	0.00	0.00	0.00	0.00
Advice to Debit Account	0.00	0.00	0.00	0.00	0.00	0.00	0.00	0.00	0.00	0.00	0.00	0.00	0.00	0.00	0.00	0.00	0.00	0.00	0.00	0.00	0.00	0.00	0.00	0.00	0.00	0.00	0.00
Working Fund for FAPs	0.00	0.00	0.00	0.00	0.00	0.00	0.00	0.00	0.00	0.00	0.00	0.00	0.00	0.00	0.00	0.00	0.00	0.00	0.00	0.00	0.00	0.00	0.00	0.00	0.00	0.00	0.00
Cash Disbursement Ceiling (CDC)	0.00	0.00	0.00	0.00	0.00	0.00	0.00	0.00	0.00	0.00	0.00	0.00	0.00	0.00	0.00	0.00	0.00	0.00	0.00	0.00	0.00	0.00	0.00	0.00	0.00	0.00	0.00
TOTAL CASH DISBURSEMENTS	0.00	278,513.30	0.00	0.00	278,513.30	0.00	0.00	0.00	0.00	0.00	0.00	0.00	0.00	0.00	0.00	0.00	278,513.30	0.00	0.00	0.00	0.00	0.00	278,513.30	0.00	0.00	0.00	278,513.30
NON-CASH DISBURSEMENTS	0.00	0.00	0.00	0.00	0.00	0.00	0.00	0.00	0.00	0.00	0.00	0.00	0.00	0.00	0.00	0.00	0.00	0.00	0.00	0.00	0.00	0.00	0.00	0.00	0.00	0.00	0.00
Tax Remittance Advices Issued (TRA)	0.00	0.00	0.00	0.00	0.00	0.00	0.00	0.00	0.00	0.00	0.00	0.00	0.00	0.00	0.00	0.00	0.00	0.00	0.00	0.00	0.00	0.00	0.00	0.00	0.00	0.00	0.00
Disbursements effected through outright deductions from claims (please specify...)	0.00	0.00	0.00	0.00	0.00	0.00	0.00	0.00	0.00	0.00	0.00	0.00	0.00	0.00	0.00	0.00	0.00	0.00	0.00	0.00	0.00	0.00	0.00	0.00	0.00	0.00	0.00
Overpayment of expenses(e.g. personnel benefits)	0.00	0.00	0.00	0.00	0.00	0.00	0.00	0.00	0.00	0.00	0.00	0.00	0.00	0.00	0.00	0.00	0.00	0.00	0.00	0.00	0.00	0.00	0.00	0.00	0.00	0.00	0.00
Restitution for loss of government property	0.00	0.00	0.00	0.00	0.00	0.00	0.00	0.00	0.00	0.00	0.00	0.00	0.00	0.00	0.00	0.00	0.00	0.00	0.00	0.00	0.00	0.00	0.00	0.00	0.00	0.00	0.00
Liquidated damages and similar claims	0.00	0.00	0.00	0.00	0.00	0.00	0.00	0.00	0.00	0.00	0.00	0.00	0.00	0.00	0.00	0.00	0.00	0.00	0.00	0.00	0.00	0.00	0.00	0.00	0.00	0.00	0.00
Others(TEF, BTr-Documentary Stamp Tax, etc.)	0.00	0.00	0.00	0.00	0.00	0.00	0.00	0.00	0.00	0.00	0.00	0.00	0.00	0.00	0.00	0.00	0.00	0.00	0.00	0.00	0.00	0.00	0.00	0.00	0.00	0.00	0.00
TOTAL NON-CASH DISBURSEMENTS	0.00	0.00	0.00	0.00	0.00	0.00	0.00	0.00	0.00	0.00	0.00	0.00	0.00	0.00	0.00	0.00	0.00	0.00	0.00	0.00	0.00	0.00	0.00	0.00	0.00	0.00	0.00
GRAND TOTAL	0.00	278,513.30	0.00	0.00	278,513.30	0.00	0.00	0.00	0.00	0.00	0.00	0.00	0.00	0.00	0.00	0.00	278,513.30	0.00	0.00	0.00	0.00	0.00	278,513.30	0.00	0.00	0.00	278,513.30

SUMMARY

Particulars (1)	Previous Report (2)	This Month (3)	As at Date (4)
Total Disbursement Authorities Received	6,347,522.00	749,145.00	7,096,667.00
NCA	6,347,522.00	749,145.00	7,096,667.00
NTA	0.00	0.00	0.00
Working Fund	0.00	0.00	0.00
TRA	0.00	0.00	0.00
CDC	0.00	0.00	0.00
NCAA	0.00	0.00	0.00
Less: Notice of Transfer of Allocations (NTA)* issued	0.00	0.00	0.00
Total Disbursement Authorities Available	6,347,522.00	749,145.00	7,096,667.00
Less:	0.00	0.00	0.00
Lapsed NCA	0.00	0.00	0.00
Disbursements	5,098,639.29	278,513.30	5,377,152.59
Less: Other Non-Cash Disbursements	0.00	0.00	0.00
Disbursements effected through outright deductions from claims	0.00	0.00	0.00
Overpayment of expenses(e.g. personnel benefits)	0.00	0.00	0.00
Restitution for loss of government property	0.00	0.00	0.00
Liquidated damages and similar claims	0.00	0.00	0.00
Others (e.g. TEF, BTr, Docs Stamp, etc.)	0.00	0.00	0.00
Add/Less: Adjustments (e.g. cancelled/staled checks)	0.00	0.00	0.00
Balance of Disbursement Authorities as at date	1,248,882.71	470,631.70	1,719,514.41
Total Disbursements Program	6,347,522.00	749,145.00	7,096,667.00
Less: *Actual Disbursements	5,098,639.29	278,513.30	5,377,152.59
(Over)/Under spending	1,248,882.71	470,631.70	1,719,514.41

Notes: * The use of NTA is discouraged
 Notes: ** Amounts should tally with the grand total disbursement (column 27).

Certified Correct:

Recommending Approval:

Approved by:

SHANYLALE G. DIONISIO
 Chief Accountant

GLORIA D. MENDOZA
 OIC, Financial and Management Division

ATTY. DANILO U. UYKIENG
 OIC, Director