

MONTHLY REPORT OF DISBURSEMENTS  
For the month of June 2023



Department: Department of Environment and Natural Resources (DENR)  
 Agency/Entity: Mines and Geosciences Bureau  
 Region: ALL  
 Division: ALL  
 Operating Unit: ALL  
 Fund Cluster: 01 - Regular Agency Fund  
 (e.g. UACS Fund Cluster: 01-Regular Agency Fund, 02-Foreign Assisted Projects Fund, 03-Special Account-Locally Funded/Domestic Grants Fund, etc.)

Particulars	Current Year Budget					Prior Year's Budget											Trust Liabilities				Grand Total					Remarks	
	PS	MOOE	FinEx	CO	TOTAL	Prior Year's Accounts Payable				Current Year's Accounts Payable					SUB-TOTAL	PS	MOOE	CO	TOTAL	PS	MOOE	FinEx	CO	TOTAL			
						PS	MOOE	FinEx	CO	Sub-Total	PS	MOOE	FinEx	CO											Sub-Total		TOTAL
1	2	3	4	5	6=(2+3+4+5)	7	8	9	10	11=(7+8+9+10)	12	13	14	15	16=(12+13+14+15)	17=(11+16)	18=(6+17)	19	20	21	22=(19+20+21)	23	24	25	26	27=(23+24+25+26)	28
<b>CASH DISBURSEMENTS</b>	67,648,244.63	48,817,578.36	0.00	0.00	116,465,822.99	339.94	237,634.75	0.00	1,211,019.43	1,448,994.12	0.00	934,647.19	0.00	0.00	934,647.19	2,383,641.31	118,849,464.30	0.00	0.00	0.00	0.00	67,648,584.57	49,989,860.30	0.00	1,211,019.43	118,849,464.30	
Notice of Cash Allocation (NCA)	67,525,444.69	47,794,801.55	0.00	0.00	115,320,246.24	339.94	237,634.75	0.00	1,211,019.43	1,448,994.12	0.00	934,647.19	0.00	0.00	934,647.19	2,383,641.31	117,703,887.55	0.00	0.00	0.00	0.00	67,525,784.63	48,967,083.49	0.00	1,211,019.43	117,703,887.55	
MDS Checks Issued	14,980,179.93	13,493,927.07	0.00	0.00	28,474,107.00	0.00	0.00	0.00	0.00	0.00	0.00	283,486.74	0.00	0.00	283,486.74	283,486.74	28,757,593.74	0.00	0.00	0.00	0.00	14,980,179.93	13,777,413.81	0.00	0.00	28,757,593.74	
Advice to Debit Account	52,545,264.76	34,300,874.48	0.00	0.00	86,846,139.24	339.94	237,634.75	0.00	1,211,019.43	1,448,994.12	0.00	651,160.45	0.00	0.00	651,160.45	2,100,154.57	88,946,293.81	0.00	0.00	0.00	0.00	52,545,604.70	35,189,669.68	0.00	1,211,019.43	88,946,293.81	
Notice of Transfer Allocations (NTA)	122,799.94	1,022,776.81	0.00	0.00	1,145,576.75	0.00	0.00	0.00	0.00	0.00	0.00	0.00	0.00	0.00	0.00	0.00	1,145,576.75	0.00	0.00	0.00	0.00	122,799.94	1,022,776.81	0.00	0.00	1,145,576.75	
MDS Checks Issued	59,205.94	485,009.18	0.00	0.00	544,215.12	0.00	0.00	0.00	0.00	0.00	0.00	0.00	0.00	0.00	0.00	0.00	544,215.12	0.00	0.00	0.00	0.00	59,205.94	485,009.18	0.00	0.00	544,215.12	
Advice to Debit Account	63,594.00	537,767.63	0.00	0.00	601,361.63	0.00	0.00	0.00	0.00	0.00	0.00	0.00	0.00	0.00	0.00	0.00	601,361.63	0.00	0.00	0.00	0.00	63,594.00	537,767.63	0.00	0.00	601,361.63	
Working Fund for FAPs	0.00	0.00	0.00	0.00	0.00	0.00	0.00	0.00	0.00	0.00	0.00	0.00	0.00	0.00	0.00	0.00	0.00	0.00	0.00	0.00	0.00	0.00	0.00	0.00	0.00	0.00	
Cash Disbursement Ceiling (CDC)	0.00	0.00	0.00	0.00	0.00	0.00	0.00	0.00	0.00	0.00	0.00	0.00	0.00	0.00	0.00	0.00	0.00	0.00	0.00	0.00	0.00	0.00	0.00	0.00	0.00	0.00	
<b>TOTAL CASH DISBURSEMENTS</b>	67,648,244.63	48,817,578.36	0.00	0.00	116,465,822.99	339.94	237,634.75	0.00	1,211,019.43	1,448,994.12	0.00	934,647.19	0.00	0.00	934,647.19	2,383,641.31	118,849,464.30	0.00	0.00	0.00	0.00	67,648,584.57	49,989,860.30	0.00	1,211,019.43	118,849,464.30	
<b>NON-CASH DISBURSEMENTS</b>	5,855,094.05	1,224,446.52	0.00	0.00	7,079,540.57	0.00	39,813.44	0.00	84,980.57	124,794.01	0.00	59,453.22	0.00	0.00	59,453.22	184,247.23	7,263,787.80	0.00	0.00	0.00	0.00	5,855,094.05	1,323,713.18	0.00	84,980.57	7,263,787.80	
Tax Remittance Advices Issued (TRA)	5,783,454.94	1,220,084.98	0.00	0.00	7,003,539.92	0.00	14,863.28	0.00	69,428.57	84,291.85	0.00	59,453.22	0.00	0.00	59,453.22	143,745.07	7,147,284.99	0.00	0.00	0.00	0.00	5,783,454.94	1,294,401.48	0.00	69,428.57	7,147,284.99	
Non-Cash Availment Authority (NCAA)	0.00	0.00	0.00	0.00	0.00	0.00	0.00	0.00	0.00	0.00	0.00	0.00	0.00	0.00	0.00	0.00	0.00	0.00	0.00	0.00	0.00	0.00	0.00	0.00	0.00	0.00	
Disbursements effected through outright deductions from claims (please specify...)	71,639.11	4,361.54	0.00	0.00	76,000.65	0.00	24,950.16	0.00	15,552.00	40,502.16	0.00	0.00	0.00	0.00	0.00	40,502.16	116,502.81	0.00	0.00	0.00	0.00	71,639.11	29,311.70	0.00	15,552.00	116,502.81	
Overpayment of expenses(e.g. personnel benefits)	0.00	0.00	0.00	0.00	0.00	0.00	0.00	0.00	0.00	0.00	0.00	0.00	0.00	0.00	0.00	0.00	0.00	0.00	0.00	0.00	0.00	0.00	0.00	0.00	0.00	0.00	
Restitution for loss of government property	0.00	0.00	0.00	0.00	0.00	0.00	0.00	0.00	0.00	0.00	0.00	0.00	0.00	0.00	0.00	0.00	0.00	0.00	0.00	0.00	0.00	0.00	0.00	0.00	0.00	0.00	
Liquidated damages and similar claims	71,639.11	4,361.54	0.00	0.00	76,000.65	0.00	24,950.16	0.00	15,552.00	40,502.16	0.00	0.00	0.00	0.00	0.00	40,502.16	116,502.81	0.00	0.00	0.00	0.00	71,639.11	29,311.70	0.00	15,552.00	116,502.81	
Others(TEF, BTr-Documentary Stamp Tax, etc.)	0.00	0.00	0.00	0.00	0.00	0.00	0.00	0.00	0.00	0.00	0.00	0.00	0.00	0.00	0.00	0.00	0.00	0.00	0.00	0.00	0.00	0.00	0.00	0.00	0.00	0.00	
<b>TOTAL NON-CASH DISBURSEMENTS</b>	5,855,094.05	1,224,446.52	0.00	0.00	7,079,540.57	0.00	39,813.44	0.00	84,980.57	124,794.01	0.00	59,453.22	0.00	0.00	59,453.22	184,247.23	7,263,787.80	0.00	0.00	0.00	0.00	5,855,094.05	1,323,713.18	0.00	84,980.57	7,263,787.80	
<b>GRAND TOTAL</b>	73,503,338.68	50,042,024.88	0.00	0.00	123,545,363.56	339.94	277,448.19	0.00	1,296,000.00	1,573,788.13	0.00	994,100.41	0.00	0.00	994,100.41	2,567,888.54	126,113,252.10	0.00	0.00	0.00	0.00	73,503,678.62	51,313,573.48	0.00	1,296,000.00	126,113,252.10	

SUMMARY

Particulars	Previous Report	This Month	As at Date
(1)	(2)	(3)	(4)
Total Disbursement Authorities Received	545,851,549.03	99,774,867.89	645,626,416.92
NCA	510,932,000.00	91,439,000.00	602,371,000.00
NTA	8,078,981.58	1,188,582.90	9,267,564.48
Working Fund	0.00	0.00	0.00
TRA	26,840,567.45	7,147,284.99	33,987,852.44
CDC	0.00	0.00	0.00
NCAA	0.00	0.00	0.00
Less: Notice of Transfer of Allocations (NTA)* issued	8,078,981.58	1,188,582.90	9,267,564.48
Total Disbursement Authorities Available	537,772,567.45	98,586,284.99	636,358,852.44
Less:	0.00	0.00	0.00
Lapsed NCA Disbursements	4,339.30	2,029,532.94	2,033,872.24
Less: Other Non-Cash Disbursements	508,344,585.30	126,145,314.60	634,489,899.90
Disbursements effected through outright deductions from claims	48,416.89	116,502.81	164,919.70
Overpayment of expenses(e.g. personnel benefits)	48,416.89	116,502.81	164,919.70
Restitution for loss of government property	0.00	0.00	0.00
Liquidated damages and similar claims	0.00	0.00	0.00
Others (e.g. TEF, BTr, Docs Stamp, etc.)	48,416.89	116,502.81	164,919.70
Add/Less: Adjustments (e.g. cancelled/staled checks)	0.00	0.00	0.00
Balance of Disbursement Authorities as at date	29,472,059.74	(29,472,059.74)	0.00
Total Disbursements Program	537,772,567.45	98,586,284.99	636,358,852.44
Less: *Actual Disbursements	508,296,168.41	126,028,811.79	634,324,980.20
(Over)/Under spending	29,476,399.04	(27,442,526.80)	2,033,872.24

Notes: \* The use of NTA is discouraged  
 Notes: \*\* Amounts should tally with the grand total disbursement (column 27).

Certified Correct:


GLORIA D. MENDOZA  
 OIC, Financial and Management Division  
 Concurrent Chief Accountant  
 Date:

Approved By:

ATTY. DANILO U. JYKIENG  
 OIC, Director  
 Date:

MONTHLY REPORT OF DISBURSEMENTS  
For the month of June 2023

Department : Department of Environment and Natural Resources (DENR)  
 Agency/Entity : Mines and Geosciences Bureau  
 Region : ALL  
 Division : ALL  
 Operating Unit : ALL  
 Fund Cluster : 01 - Regular Agency Fund  
 (e.g. UACS Fund Cluster: 01-Regular Agency Fund, 02-Foreign Assisted Projects Fund, 03-Special Account-Locally Funded/Domestic Grants Fund, etc.)



Particulars	Current Year Budget					Prior Year's Budget										Trust Liabilities				Grand Total					Remarks		
	PS	MOOE	FinEx	CO	TOTAL	Prior Year's Accounts Payable					Current Year's Accounts Payable					PS	MOOE	CO	TOTAL	PS	MOOE	FinEx	CO	TOTAL			
						PS	MOOE	FinEx	CO	Sub-Total	PS	MOOE	FinEx	CO	Sub-Total											TOTAL	SUB-TOTAL
1	2	3	4	5	6=(2+3+4+5)	7	8	9	10	11=(7+8+9+10)	12	13	14	15	16=(12+13+14+15)	17=(11+16)	18=(6+17)	19	20	21	22=(19+20+21)	23	24	25	26	27=(23+24+25+26)	28
CASH DISBURSEMENTS	67,648,244.63	48,817,578.36	0.00	0.00	116,465,822.99	339.94	237,634.75	0.00	1,211,019.43	1,448,994.12	0.00	934,647.19	0.00	0.00	934,647.19	2,383,641.31	118,849,464.30	0.00	0.00	0.00	0.00	67,648,584.57	49,989,860.30	0.00	1,211,019.43	118,849,464.30	
Notice of Cash Allocation (NCA)	67,525,444.69	47,794,801.55	0.00	0.00	115,320,246.24	339.94	237,634.75	0.00	1,211,019.43	1,448,994.12	0.00	934,647.19	0.00	0.00	934,647.19	2,383,641.31	117,703,887.55	0.00	0.00	0.00	0.00	67,525,784.63	48,967,083.49	0.00	1,211,019.43	117,703,887.55	
MDS Checks Issued	14,980,179.93	13,493,927.07	0.00	0.00	28,474,107.00	0.00	0.00	0.00	0.00	0.00	0.00	283,486.74	0.00	0.00	283,486.74	283,486.74	28,757,593.74	0.00	0.00	0.00	0.00	14,980,179.93	13,777,413.81	0.00	0.00	28,757,593.74	
National Capital Region (NCR)	7,215,330.63	3,387,481.64	0.00	0.00	10,602,812.27	0.00	0.00	0.00	0.00	0.00	0.00	79,001.25	0.00	0.00	79,001.25	79,001.25	10,681,813.52	0.00	0.00	0.00	0.00	7,215,330.63	3,466,482.89	0.00	0.00	10,681,813.52	
Central Office	7,215,330.63	3,387,481.64	0.00	0.00	10,602,812.27	0.00	0.00	0.00	0.00	0.00	0.00	79,001.25	0.00	0.00	79,001.25	79,001.25	10,681,813.52	0.00	0.00	0.00	0.00	7,215,330.63	3,466,482.89	0.00	0.00	10,681,813.52	
Region I - Ilocos	85,658.97	1,558,524.56	0.00	0.00	1,644,183.53	0.00	0.00	0.00	0.00	0.00	0.00	0.00	0.00	0.00	0.00	0.00	1,644,183.53	0.00	0.00	0.00	0.00	85,658.97	1,558,524.56	0.00	0.00	1,644,183.53	
Regional Office - I	85,658.97	1,558,524.56	0.00	0.00	1,644,183.53	0.00	0.00	0.00	0.00	0.00	0.00	0.00	0.00	0.00	0.00	0.00	1,644,183.53	0.00	0.00	0.00	0.00	85,658.97	1,558,524.56	0.00	0.00	1,644,183.53	
Cordillera Administrative Region (CAR)	1,053,642.36	333,017.24	0.00	0.00	1,386,659.60	0.00	0.00	0.00	0.00	0.00	0.00	0.00	0.00	0.00	0.00	0.00	1,386,659.60	0.00	0.00	0.00	0.00	1,053,642.36	333,017.24	0.00	0.00	1,386,659.60	
Regional Office - CAR	1,053,642.36	333,017.24	0.00	0.00	1,386,659.60	0.00	0.00	0.00	0.00	0.00	0.00	0.00	0.00	0.00	0.00	0.00	1,386,659.60	0.00	0.00	0.00	0.00	1,053,642.36	333,017.24	0.00	0.00	1,386,659.60	
Region II - Cagayan Valley	1,111,860.22	231,012.70	0.00	0.00	1,342,872.92	0.00	0.00	0.00	0.00	0.00	0.00	0.00	0.00	0.00	0.00	0.00	1,342,872.92	0.00	0.00	0.00	0.00	1,111,860.22	231,012.70	0.00	0.00	1,342,872.92	
Regional Office - II	1,111,860.22	231,012.70	0.00	0.00	1,342,872.92	0.00	0.00	0.00	0.00	0.00	0.00	0.00	0.00	0.00	0.00	0.00	1,342,872.92	0.00	0.00	0.00	0.00	1,111,860.22	231,012.70	0.00	0.00	1,342,872.92	
Region III - Central Luzon	927,824.74	341,501.16	0.00	0.00	1,269,325.90	0.00	0.00	0.00	0.00	0.00	0.00	0.00	0.00	0.00	0.00	0.00	1,269,325.90	0.00	0.00	0.00	0.00	927,824.74	341,501.16	0.00	0.00	1,269,325.90	
Regional Office - III	927,824.74	341,501.16	0.00	0.00	1,269,325.90	0.00	0.00	0.00	0.00	0.00	0.00	0.00	0.00	0.00	0.00	0.00	1,269,325.90	0.00	0.00	0.00	0.00	927,824.74	341,501.16	0.00	0.00	1,269,325.90	
Region IVA - CALABARZON	35,520.00	517,469.20	0.00	0.00	552,989.20	0.00	0.00	0.00	0.00	0.00	0.00	0.00	0.00	0.00	0.00	0.00	552,989.20	0.00	0.00	0.00	0.00	35,520.00	517,469.20	0.00	0.00	552,989.20	
Regional Office - IVA	35,520.00	517,469.20	0.00	0.00	552,989.20	0.00	0.00	0.00	0.00	0.00	0.00	0.00	0.00	0.00	0.00	0.00	552,989.20	0.00	0.00	0.00	0.00	35,520.00	517,469.20	0.00	0.00	552,989.20	
Region IVB - MIMAROPA	250.00	1,430,003.35	0.00	0.00	1,430,253.35	0.00	0.00	0.00	0.00	0.00	0.00	0.00	0.00	0.00	0.00	0.00	1,430,253.35	0.00	0.00	0.00	0.00	250.00	1,430,003.35	0.00	0.00	1,430,253.35	
Regional Office - IVB	250.00	1,430,003.35	0.00	0.00	1,430,253.35	0.00	0.00	0.00	0.00	0.00	0.00	0.00	0.00	0.00	0.00	0.00	1,430,253.35	0.00	0.00	0.00	0.00	250.00	1,430,003.35	0.00	0.00	1,430,253.35	
Region V - Bicol	21,900.00	131,253.57	0.00	0.00	153,153.57	0.00	0.00	0.00	0.00	0.00	0.00	0.00	0.00	0.00	0.00	0.00	153,153.57	0.00	0.00	0.00	0.00	21,900.00	131,253.57	0.00	0.00	153,153.57	
Regional Office - V	21,900.00	131,253.57	0.00	0.00	153,153.57	0.00	0.00	0.00	0.00	0.00	0.00	0.00	0.00	0.00	0.00	0.00	153,153.57	0.00	0.00	0.00	0.00	21,900.00	131,253.57	0.00	0.00	153,153.57	
Region VI - Western Visayas	837,907.29	1,814,149.78	0.00	0.00	2,652,057.07	0.00	0.00	0.00	0.00	0.00	0.00	0.00	0.00	0.00	0.00	0.00	2,652,057.07	0.00	0.00	0.00	0.00	837,907.29	1,814,149.78	0.00	0.00	2,652,057.07	
Regional Office - VI	837,907.29	1,814,149.78	0.00	0.00	2,652,057.07	0.00	0.00	0.00	0.00	0.00	0.00	0.00	0.00	0.00	0.00	0.00	2,652,057.07	0.00	0.00	0.00	0.00	837,907.29	1,814,149.78	0.00	0.00	2,652,057.07	
Region VII - Central Visayas	971,915.26	666,462.01	0.00	0.00	1,638,377.27	0.00	0.00	0.00	0.00	0.00	0.00	201,021.43	0.00	0.00	201,021.43	201,021.43	1,839,398.70	0.00	0.00	0.00	0.00	971,915.26	667,483.44	0.00	0.00	1,639,398.70	
Regional Office - VII	971,915.26	666,462.01	0.00	0.00	1,638,377.27	0.00	0.00	0.00	0.00	0.00	0.00	201,021.43	0.00	0.00	201,021.43	201,021.43	1,839,398.70	0.00	0.00	0.00	0.00	971,915.26	667,483.44	0.00	0.00	1,639,398.70	
Region VIII - Eastern Visayas	864,727.33	1,508,834.30	0.00	0.00	2,373,561.63	0.00	0.00	0.00	0.00	0.00	0.00	3,464.06	0.00	0.00	3,464.06	3,464.06	2,377,025.69	0.00	0.00	0.00	0.00	864,727.33	1,512,298.36	0.00	0.00	2,377,025.69	
Regional Office - VIII	864,727.33	1,508,834.30	0.00	0.00	2,373,561.63	0.00	0.00	0.00	0.00	0.00	0.00	3,464.06	0.00	0.00	3,464.06	3,464.06	2,377,025.69	0.00	0.00	0.00	0.00	864,727.33	1,512,298.36	0.00	0.00	2,377,025.69	
Region IX - Zamboanga Peninsula	988,107.47	115,383.55	0.00	0.00	1,103,491.02	0.00	0.00	0.00	0.00	0.00	0.00	0.00	0.00	0.00	0.00	0.00	1,103,491.02	0.00	0.00	0.00	0.00	988,107.47	115,383.55	0.00	0.00	1,103,491.02	
Regional Office - IX	988,107.47	115,383.55	0.00	0.00	1,103,491.02	0.00	0.00	0.00	0.00	0.00	0.00	0.00	0.00	0.00	0.00	0.00	1,103,491.02	0.00	0.00	0.00	0.00	988,107.47	115,383.55	0.00	0.00	1,103,491.02	
Region X - Northern Mindanao	730,541.38	221,295.31	0.00	0.00	951,836.69	0.00	0.00	0.00	0.00	0.00	0.00	0.00	0.00	0.00	0.00	0.00	951,836.69	0.00	0.00	0.00	0.00	730,541.38	221,295.31	0.00	0.00	951,836.69	
Regional Office - X	730,541.38	221,295.31	0.00	0.00	951,836.69	0.00	0.00	0.00	0.00	0.00	0.00	0.00	0.00	0.00	0.00	0.00	951,836.69	0.00	0.00	0.00	0.00	730,541.38	221,295.31	0.00	0.00	951,836.69	
Region XI - Davao	0.00	444,013.31	0.00	0.00	444,013.31	0.00	0.00	0.00	0.00	0.00	0.00	0.00	0.00	0.00	0.00	0.00	444,013.31	0.00	0.00	0.00	0.00	0.00	444,013.31	0.00	0.00	444,013.31	
Regional Office - XI	0.00	444,013.31	0.00	0.00	444,013.31	0.00	0.00	0.00	0.00	0.00	0.00	0.00	0.00	0.00	0.00	0.00	444,013.31	0.00	0.00	0.00	0.00	0.00	444,013.31	0.00	0.00	444,013.31	
Region XII - SOCCSKSARGEN	48,100.00	345,198.71	0.00	0.00	393,298.71	0.00	0.00	0.00	0.00	0.00	0.00	0.00	0.00	0.00	0.00	0.00	393,298.71	0.00	0.00	0.00	0.00	48,100.00	345,198.71	0.00	0.00	393,298.71	
Regional Office - XII	48,100.00	345,198.71	0.00	0.00	393,298.71	0.00	0.00	0.00	0.00	0.00	0.00	0.00	0.00	0.00	0.00	0.00	393,298.71	0.00	0.00	0.00	0.00	48,100.00	345,198.71	0.00	0.00	393,298.71	
Region XIII - CARAGA	86,894.28	448,326.68	0.00	0.00	535,220.96	0.00	0.00	0.00	0.00	0.00	0.00	0.00	0.00	0.00	0.00	0.00	535,220.96	0.00	0.00	0.00	0.00						

Particulars	Current Year Budget					Prior Year's Budget											Trust Liabilities				Grand Total					Remarks		
	PS	MOOE	FinEx	CO	TOTAL	Prior Year's Accounts Payable					Current Year's Accounts Payable						TOTAL	SUB-TOTAL	PS	MOOE	CO	TOTAL	PS	MOOE	FinEx		CO	TOTAL
						PS	MOOE	FinEx	CO	Sub-Total	PS	MOOE	FinEx	CO	Sub-Total	PS												
1	2	3	4	5	6=(2+3+4+5)	7	8	9	10	11=(7+8+9+10)	12	13	14	15	16=(12+13+14+15)	17=(11+16)	18=(6+17)	19	20	21	22=(19+20+21)	23	24	25	26	27=(23+24+25+26)	28	
Regional Office - X	3,118,106.51	2,222,557.43	0.00	0.00	5,340,663.94	0.00	0.00	0.00	0.00	0.00	0.00	0.00	0.00	0.00	0.00	0.00	5,340,663.94	0.00	0.00	0.00	0.00	3,118,106.51	2,222,557.43	0.00	0.00	5,340,663.94		
Region XI - Davao	2,531,290.39	1,498,160.11	0.00	0.00	4,029,450.50	0.00	0.00	0.00	0.00	0.00	0.00	3,040.00	0.00	0.00	3,040.00	3,040.00	4,032,490.50	0.00	0.00	0.00	0.00	2,531,290.39	1,501,200.11	0.00	0.00	4,032,490.50		
Regional Office - XI	2,531,290.39	1,498,160.11	0.00	0.00	4,029,450.50	0.00	0.00	0.00	0.00	0.00	0.00	3,040.00	0.00	0.00	3,040.00	3,040.00	4,032,490.50	0.00	0.00	0.00	0.00	2,531,290.39	1,501,200.11	0.00	0.00	4,032,490.50		
Region XII - SOCCSKSARGEN	1,773,833.39	2,488,555.56	0.00	0.00	4,262,388.95	0.00	0.00	0.00	0.00	0.00	0.00	0.00	0.00	0.00	0.00	0.00	4,262,388.95	0.00	0.00	0.00	0.00	1,773,833.39	2,488,555.56	0.00	0.00	4,262,388.95		
Regional Office - XII	1,773,833.39	2,488,555.56	0.00	0.00	4,262,388.95	0.00	0.00	0.00	0.00	0.00	0.00	0.00	0.00	0.00	0.00	0.00	4,262,388.95	0.00	0.00	0.00	0.00	1,773,833.39	2,488,555.56	0.00	0.00	4,262,388.95		
Region XIII - CARAGA	2,811,881.10	2,269,496.04	0.00	0.00	5,081,377.14	0.00	0.00	0.00	0.00	0.00	0.00	0.00	0.00	0.00	0.00	0.00	5,081,377.14	0.00	0.00	0.00	0.00	2,811,881.10	2,269,496.04	0.00	0.00	5,081,377.14		
Regional Office - XIII	2,811,881.10	2,269,496.04	0.00	0.00	5,081,377.14	0.00	0.00	0.00	0.00	0.00	0.00	0.00	0.00	0.00	0.00	0.00	5,081,377.14	0.00	0.00	0.00	0.00	2,811,881.10	2,269,496.04	0.00	0.00	5,081,377.14		
Notice of Transfer Allocations (NTA)	122,799.94	1,022,776.81	0.00	0.00	1,145,576.75	0.00	0.00	0.00	0.00	0.00	0.00	0.00	0.00	0.00	0.00	0.00	1,145,576.75	0.00	0.00	0.00	0.00	122,799.94	1,022,776.81	0.00	0.00	1,145,576.75		
MDS Checks Issued	59,205.94	485,009.18	0.00	0.00	544,215.12	0.00	0.00	0.00	0.00	0.00	0.00	0.00	0.00	0.00	0.00	0.00	544,215.12	0.00	0.00	0.00	0.00	59,205.94	485,009.18	0.00	0.00	544,215.12		
Region III - Central Luzon	0.00	50,446.14	0.00	0.00	50,446.14	0.00	0.00	0.00	0.00	0.00	0.00	0.00	0.00	0.00	0.00	0.00	50,446.14	0.00	0.00	0.00	0.00	0.00	50,446.14	0.00	0.00	50,446.14		
Regional Office - III	0.00	50,446.14	0.00	0.00	50,446.14	0.00	0.00	0.00	0.00	0.00	0.00	0.00	0.00	0.00	0.00	0.00	50,446.14	0.00	0.00	0.00	0.00	0.00	50,446.14	0.00	0.00	50,446.14		
Region IX - Zamboanga Peninsula	59,205.94	434,563.04	0.00	0.00	493,768.98	0.00	0.00	0.00	0.00	0.00	0.00	0.00	0.00	0.00	0.00	0.00	493,768.98	0.00	0.00	0.00	0.00	59,205.94	434,563.04	0.00	0.00	493,768.98		
Regional Office - IX	59,205.94	434,563.04	0.00	0.00	493,768.98	0.00	0.00	0.00	0.00	0.00	0.00	0.00	0.00	0.00	0.00	0.00	493,768.98	0.00	0.00	0.00	0.00	59,205.94	434,563.04	0.00	0.00	493,768.98		
Advice to Debit Account	63,594.00	537,767.63	0.00	0.00	601,361.63	0.00	0.00	0.00	0.00	0.00	0.00	0.00	0.00	0.00	0.00	0.00	601,361.63	0.00	0.00	0.00	0.00	63,594.00	537,767.63	0.00	0.00	601,361.63		
Region II - Cagayan Valley	63,594.00	118,603.75	0.00	0.00	182,197.75	0.00	0.00	0.00	0.00	0.00	0.00	0.00	0.00	0.00	0.00	0.00	182,197.75	0.00	0.00	0.00	0.00	63,594.00	118,603.75	0.00	0.00	182,197.75		
Regional Office - II	63,594.00	118,603.75	0.00	0.00	182,197.75	0.00	0.00	0.00	0.00	0.00	0.00	0.00	0.00	0.00	0.00	0.00	182,197.75	0.00	0.00	0.00	0.00	63,594.00	118,603.75	0.00	0.00	182,197.75		
Region III - Central Luzon	0.00	52,598.15	0.00	0.00	52,598.15	0.00	0.00	0.00	0.00	0.00	0.00	0.00	0.00	0.00	0.00	0.00	52,598.15	0.00	0.00	0.00	0.00	0.00	52,598.15	0.00	0.00	52,598.15		
Regional Office - III	0.00	52,598.15	0.00	0.00	52,598.15	0.00	0.00	0.00	0.00	0.00	0.00	0.00	0.00	0.00	0.00	0.00	52,598.15	0.00	0.00	0.00	0.00	0.00	52,598.15	0.00	0.00	52,598.15		
Region IVA - CALABARZON	0.00	92,236.27	0.00	0.00	92,236.27	0.00	0.00	0.00	0.00	0.00	0.00	0.00	0.00	0.00	0.00	0.00	92,236.27	0.00	0.00	0.00	0.00	0.00	92,236.27	0.00	0.00	92,236.27		
Regional Office - IVA	0.00	92,236.27	0.00	0.00	92,236.27	0.00	0.00	0.00	0.00	0.00	0.00	0.00	0.00	0.00	0.00	0.00	92,236.27	0.00	0.00	0.00	0.00	0.00	92,236.27	0.00	0.00	92,236.27		
Region VIII - Eastern Visayas	0.00	204,862.50	0.00	0.00	204,862.50	0.00	0.00	0.00	0.00	0.00	0.00	0.00	0.00	0.00	0.00	0.00	204,862.50	0.00	0.00	0.00	0.00	0.00	204,862.50	0.00	0.00	204,862.50		
Regional Office - VIII	0.00	204,862.50	0.00	0.00	204,862.50	0.00	0.00	0.00	0.00	0.00	0.00	0.00	0.00	0.00	0.00	0.00	204,862.50	0.00	0.00	0.00	0.00	0.00	204,862.50	0.00	0.00	204,862.50		
Region XII - SOCCSKSARGEN	0.00	69,466.96	0.00	0.00	69,466.96	0.00	0.00	0.00	0.00	0.00	0.00	0.00	0.00	0.00	0.00	0.00	69,466.96	0.00	0.00	0.00	0.00	0.00	69,466.96	0.00	0.00	69,466.96		
Regional Office - XII	0.00	69,466.96	0.00	0.00	69,466.96	0.00	0.00	0.00	0.00	0.00	0.00	0.00	0.00	0.00	0.00	0.00	69,466.96	0.00	0.00	0.00	0.00	0.00	69,466.96	0.00	0.00	69,466.96		
Cash Disbursement Ceiling (CDC)	0.00	0.00	0.00	0.00	0.00	0.00	0.00	0.00	0.00	0.00	0.00	0.00	0.00	0.00	0.00	0.00	0.00	0.00	0.00	0.00	0.00	0.00	0.00	0.00	0.00	0.00	0.00	
TOTAL CASH DISBURSEMENTS	67,648,244.63	48,817,578.36	0.00	0.00	116,465,822.99	339.94	237,634.75	0.00	1,211,019.43	1,448,994.12	0.00	934,647.19	0.00	0.00	934,647.19	2,383,641.31	118,849,464.30	0.00	0.00	0.00	0.00	67,648,584.57	49,989,860.30	0.00	1,211,019.43	118,849,464.30		
NON-CASH DISBURSEMENTS	5,855,094.05	1,224,446.52	0.00	0.00	7,079,540.57	0.00	39,813.44	0.00	84,980.57	124,794.01	0.00	59,453.22	0.00	0.00	59,453.22	184,247.23	7,263,787.80	0.00	0.00	0.00	0.00	5,855,094.05	1,323,713.18	0.00	84,980.57	7,263,787.80		
Tax Remittance Advices Issued (TRA)	5,783,454.94	1,220,084.98	0.00	0.00	7,003,539.92	0.00	14,863.28	0.00	69,428.57	84,291.85	0.00	59,453.22	0.00	0.00	59,453.22	143,745.07	7,147,284.99	0.00	0.00	0.00	0.00	5,783,454.94	1,294,401.48	0.00	69,428.57	7,147,284.99		
National Capital Region (NCR)	2,549,999.48	491,050.37	0.00	0.00	3,041,049.85	0.00	14,863.28	0.00	69,428.57	84,291.85	0.00	47,843.71	0.00	0.00	47,843.71	132,135.56	3,173,185.41	0.00	0.00	0.00	0.00	2,549,999.48	553,757.36	0.00	69,428.57	3,173,185.41		
Central Office	2,549,999.48	491,050.37	0.00	0.00	3,041,049.85	0.00	14,863.28	0.00	69,428.57	84,291.85	0.00	47,843.71	0.00	0.00	47,843.71	132,135.56	3,173,185.41	0.00	0.00	0.00	0.00	2,549,999.48	553,757.36	0.00	69,428.57	3,173,185.41		
Region I - Ilocos	227,377.64	56,837.05	0.00	0.00	284,214.69	0.00	0.00	0.00	0.00	0.00	0.00	0.00	0.00	0.00	0.00	0.00	284,214.69	0.00	0.00	0.00	0.00	227,377.64	56,837.05	0.00	0.00	284,214.69		
Regional Office - I	227,377.64	56,837.05	0.00	0.00	284,214.69	0.00	0.00	0.00	0.00	0.00	0.00	0.00	0.00	0.00	0.00	0.00	284,214.69	0.00	0.00	0.00	0.00	227,377.64	56,837.05	0.00	0.00	284,214.69		
Cordillera Administrative Region (CAR)	209,037.58	25,831.35	0.00	0.00	234,868.93	0.00	0.00	0.00	0.00	0.00	0.00	0.00	0.00	0.00	0.00	0.00	234,868.93	0.00	0.00	0.00	0.00	209,037.58	25,831.35	0.00	0.00	234,868.93		
Regional Office - CAR	209,037.58	25,831.35	0.00	0.00	234,868.93	0.00	0.00	0.00	0.00	0.00	0.00	0.00	0.00	0.00	0.00	0.00	234,868.93	0.00	0.00	0.00	0.00	209,037.58	25,831.35	0.00	0.00	234,868.93		
Region II - Cagayan Valley	211,430.66	27,524.55	0.00	0.00	238,955.21	0.00	0.00	0.00	0.00	0.00	0.00	0.00	0.00	0.00	0.00	0.00	238,955.21	0.00	0.00	0.00	0.00	211,430.66	27,524.55	0.00	0.00	238,955.21		
Regional Office - II	211,430.66	27,524.55	0.00	0.00	23																							



SUMMARY

Particulars (1)	Previous Report (2)	This Month (3)	As at Date (4)
Total Disbursement Authorities Received	545,851,549.03	99,774,867.89	645,626,416.92
NCA	510,932,000.00	91,439,000.00	602,371,000.00
NTA	8,078,981.58	1,188,582.90	9,267,564.48
Working Fund	0.00	0.00	0.00
TRA	26,840,567.45	7,147,284.99	33,987,852.44
CDC	0.00	0.00	0.00
NCAA	0.00	0.00	0.00
Less: Notice of Transfer of Allocations (NTA)* issued	8,078,981.58	1,188,582.90	9,267,564.48
Total Disbursement Authorities Available	537,772,567.45	98,586,284.99	636,358,852.44
Less:	0.00	0.00	0.00
Lapsed NCA	4,339.30	2,029,532.94	2,033,872.24
Disbursements	508,344,585.30	126,145,314.60	634,489,899.90
Less: Other Non-Cash Disbursements	48,416.89	116,502.81	164,919.70
Disbursements effected through outright deductions from claims	48,416.89	116,502.81	164,919.70
Overpayment of expenses(e.g. personnel benefits)	0.00	0.00	0.00
Restitution for loss of government property	0.00	0.00	0.00
Liquidated damages and similar claims	48,416.89	116,502.81	164,919.70
Others (e.g. TEF, BTr, Docs Stamp, etc.)	0.00	0.00	0.00
Add/Less: Adjustments (e.g. cancelled/staled checks)	0.00	0.00	0.00
Balance of Disbursement Authorities as at date	29,472,059.74	(29,472,059.74)	0.00
Total Disbursements Program	537,772,567.45	98,586,284.99	636,358,852.44
Less: *Actual Disbursements	508,296,168.41	126,028,811.79	634,324,980.20
(Over)/Under spending	29,476,399.04	(27,442,526.80)	2,033,872.24


Notes: \* The use of NTA is discouraged

Notes: \*\* Amounts should tally with the grand total disbursemnt (column 27).

Certified Correct:

  
 GLORIA D. MENDOZA  
 OIG, Financial and Management Division  
 Concurrent Chief Accountant  
 Date: 

Approved By:

  
 ATTY. DANILO U. UYKIENG  
 OIC, Director  
 Date:

This report was generated using the Unified Reporting System on July 12, 2023 10:32 AM:

MONTHLY REPORT OF DISBURSEMENTS  
For the month of June 2023



Department : Department of Environment and Natural Resources (DENR)  
 Agency/Entity : Mines and Geosciences Bureau  
 Region : ALL  
 Division : ALL  
 Operating Unit : ALL  
 Fund Cluster : 03 - Special Account - Locally Funded/Domestic Grants Fund  
 (e.g. UACS Fund Cluster: 01-Regular Agency Fund, 02-Foreign Assisted Projects Fund, 03-Special Account-Locally Funded/Domestic Grants Fund, etc.)

Particulars	Current Year Budget					Prior Year's Budget											Trust Liabilities				Grand Total					Remarks	
	PS	MOOE	FinEx	CO	TOTAL	Prior Year's Accounts Payable				Current Year's Accounts Payable					TOTAL	SUB-TOTAL	PS	MOOE	CO	TOTAL	PS	MOOE	FinEx	CO	TOTAL		
						PS	MOOE	FinEx	CO	Sub-Total	PS	MOOE	FinEx	CO													Sub-Total
1	2	3	4	5	6=(2+3+4+5)	7	8	9	10	11	12	13	14	15	16	17	18	19	20	21	22	23	24	25	26	27	28
CASH DISBURSEMENTS	0.00	4,433,432.02	0.00	0.00	4,433,432.02	0.00	0.00	0.00	0.00	0.00	0.00	0.00	0.00	0.00	0.00	0.00	4,433,432.02	0.00	0.00	0.00	0.00	0.00	4,433,432.02	0.00	0.00	0.00	4,433,432.02
Notice of Cash Allocation (NCA)	0.00	1,246,651.66	0.00	0.00	1,246,651.66	0.00	0.00	0.00	0.00	0.00	0.00	0.00	0.00	0.00	0.00	0.00	1,246,651.66	0.00	0.00	0.00	0.00	0.00	1,246,651.66	0.00	0.00	0.00	1,246,651.66
MDS Checks Issued	0.00	0.00	0.00	0.00	0.00	0.00	0.00	0.00	0.00	0.00	0.00	0.00	0.00	0.00	0.00	0.00	0.00	0.00	0.00	0.00	0.00	0.00	0.00	0.00	0.00	0.00	0.00
Advice to Debit Account	0.00	1,246,651.66	0.00	0.00	1,246,651.66	0.00	0.00	0.00	0.00	0.00	0.00	0.00	0.00	0.00	0.00	0.00	1,246,651.66	0.00	0.00	0.00	0.00	0.00	1,246,651.66	0.00	0.00	0.00	1,246,651.66
Notice of Transfer Allocations (NTA)	0.00	3,186,780.36	0.00	0.00	3,186,780.36	0.00	0.00	0.00	0.00	0.00	0.00	0.00	0.00	0.00	0.00	0.00	3,186,780.36	0.00	0.00	0.00	0.00	0.00	3,186,780.36	0.00	0.00	0.00	3,186,780.36
MDS Checks Issued	0.00	1,210,270.67	0.00	0.00	1,210,270.67	0.00	0.00	0.00	0.00	0.00	0.00	0.00	0.00	0.00	0.00	0.00	1,210,270.67	0.00	0.00	0.00	0.00	0.00	1,210,270.67	0.00	0.00	0.00	1,210,270.67
Advice to Debit Account	0.00	1,976,509.69	0.00	0.00	1,976,509.69	0.00	0.00	0.00	0.00	0.00	0.00	0.00	0.00	0.00	0.00	0.00	1,976,509.69	0.00	0.00	0.00	0.00	0.00	1,976,509.69	0.00	0.00	0.00	1,976,509.69
Working Fund for FAPs	0.00	0.00	0.00	0.00	0.00	0.00	0.00	0.00	0.00	0.00	0.00	0.00	0.00	0.00	0.00	0.00	0.00	0.00	0.00	0.00	0.00	0.00	0.00	0.00	0.00	0.00	0.00
Cash Disbursement Ceiling (CDC)	0.00	0.00	0.00	0.00	0.00	0.00	0.00	0.00	0.00	0.00	0.00	0.00	0.00	0.00	0.00	0.00	0.00	0.00	0.00	0.00	0.00	0.00	0.00	0.00	0.00	0.00	0.00
TOTAL CASH DISBURSEMENTS	0.00	4,433,432.02	0.00	0.00	4,433,432.02	0.00	0.00	0.00	0.00	0.00	0.00	0.00	0.00	0.00	0.00	0.00	4,433,432.02	0.00	0.00	0.00	0.00	0.00	4,433,432.02	0.00	0.00	0.00	4,433,432.02
NON-CASH DISBURSEMENTS	0.00	99,182.52	0.00	0.00	99,182.52	0.00	0.00	0.00	0.00	0.00	0.00	0.00	0.00	0.00	0.00	0.00	99,182.52	0.00	0.00	0.00	0.00	0.00	99,182.52	0.00	0.00	0.00	99,182.52
Tax Remittance Advices Issued (TRA)	0.00	99,182.52	0.00	0.00	99,182.52	0.00	0.00	0.00	0.00	0.00	0.00	0.00	0.00	0.00	0.00	0.00	99,182.52	0.00	0.00	0.00	0.00	0.00	99,182.52	0.00	0.00	0.00	99,182.52
Non-Cash Availment Authority (NCAA)	0.00	0.00	0.00	0.00	0.00	0.00	0.00	0.00	0.00	0.00	0.00	0.00	0.00	0.00	0.00	0.00	0.00	0.00	0.00	0.00	0.00	0.00	0.00	0.00	0.00	0.00	0.00
Disbursements effected through outright deductions from claims (please specify...)	0.00	0.00	0.00	0.00	0.00	0.00	0.00	0.00	0.00	0.00	0.00	0.00	0.00	0.00	0.00	0.00	0.00	0.00	0.00	0.00	0.00	0.00	0.00	0.00	0.00	0.00	0.00
Overpayment of expenses(e.g. personnel benefits)	0.00	0.00	0.00	0.00	0.00	0.00	0.00	0.00	0.00	0.00	0.00	0.00	0.00	0.00	0.00	0.00	0.00	0.00	0.00	0.00	0.00	0.00	0.00	0.00	0.00	0.00	0.00
Restitution for loss of government property	0.00	0.00	0.00	0.00	0.00	0.00	0.00	0.00	0.00	0.00	0.00	0.00	0.00	0.00	0.00	0.00	0.00	0.00	0.00	0.00	0.00	0.00	0.00	0.00	0.00	0.00	0.00
Liquidated damages and similar claims	0.00	0.00	0.00	0.00	0.00	0.00	0.00	0.00	0.00	0.00	0.00	0.00	0.00	0.00	0.00	0.00	0.00	0.00	0.00	0.00	0.00	0.00	0.00	0.00	0.00	0.00	0.00
Others (TEF, BTr-Documentary Stamp Tax, etc.)	0.00	0.00	0.00	0.00	0.00	0.00	0.00	0.00	0.00	0.00	0.00	0.00	0.00	0.00	0.00	0.00	0.00	0.00	0.00	0.00	0.00	0.00	0.00	0.00	0.00	0.00	0.00
TOTAL NON-CASH DISBURSEMENTS	0.00	99,182.52	0.00	0.00	99,182.52	0.00	0.00	0.00	0.00	0.00	0.00	0.00	0.00	0.00	0.00	0.00	99,182.52	0.00	0.00	0.00	0.00	0.00	99,182.52	0.00	0.00	0.00	99,182.52
GRAND TOTAL	0.00	4,532,614.54	0.00	0.00	4,532,614.54	0.00	0.00	0.00	0.00	0.00	0.00	0.00	0.00	0.00	0.00	0.00	4,532,614.54	0.00	0.00	0.00	0.00	0.00	4,532,614.54	0.00	0.00	0.00	4,532,614.54

SUMMARY

Particulars (1)	Previous Report (2)	This Month (3)	As at Date (4)
Total Disbursement Authorities Received	21,525,090.43	3,129,699.78	24,654,790.21
NCA	12,984,000.00	1,911,000.00	14,895,000.00
NTA	8,250,582.42	1,119,517.26	9,370,099.68
Working Fund	0.00	0.00	0.00
TRA	290,508.01	99,182.52	389,690.53
CDC	0.00	0.00	0.00
NCAA	0.00	0.00	0.00
Less: Notice of Transfer of Allocations (NTA)* issued	8,250,582.42	1,119,517.26	9,370,099.68
Total Disbursement Authorities Available	13,274,508.01	2,010,182.52	15,284,690.53
Less:	0.00	0.00	0.00
Lapsed NCA	240,953.64	11,950.25	252,903.89
Disbursements	10,447,868.59	4,546,659.54	14,994,528.13
Less: Other Non-Cash Disbursements	99,170.39	0.00	99,170.39
Disbursements effected through outright deductions from claims	99,170.39	0.00	99,170.39
Overpayment of expenses(e.g. personnel benefits)	0.00	0.00	0.00
Restitution for loss of government property	0.00	0.00	0.00
Liquidated damages and similar claims	99,170.39	0.00	99,170.39
Others (e.g. TEF, BTr, Docs Stamp, etc.)	0.00	0.00	0.00
Add/Less: Adjustments (e.g. cancelled/staled checks)	0.00	0.00	0.00
Balance of Disbursement Authorities as at date	2,684,856.17	(2,548,427.27)	136,428.90
Total Disbursements Program	13,271,954.25	1,152,002.96	14,423,957.21
Less: *Actual Disbursements	10,346,144.44	3,233,311.06	13,579,455.50
(Over)/Under spending	2,925,809.81	(2,081,308.10)	844,501.71

Notes: \* The use of NTA is discouraged  
 Notes: \*\* Amounts should tally with the grand total disbursement (column 27).

Certified Correct:

GLORIA D. MENDOZA  
 OIC, Financial and Management Division  
 Concurrent Chief Accountant  
 Date:

Approved By:

ATTY. DANILO U. UYKIENG  
 OIC, Director

Date:




Total Disbursement Authorities Available	13,274,508.01	2,010,182.52	15,284,690.53
Less:	0.00	0.00	0.00
Lapsed NCA	240,953.64	11,950.25	252,903.89
Disbursements	10,447,868.59	4,546,659.54	14,994,528.13
Less: Other Non-Cash Disbursements	99,170.39	0.00	99,170.39
Disbursements effected through outright deductions from claims	99,170.39	0.00	99,170.39
Overpayment of expenses(e.g. personnel benefits)	0.00	0.00	0.00
Restitution for loss of government property	0.00	0.00	0.00
Liquidated damages and similar claims	99,170.39	0.00	99,170.39
Others (e.g. TEF, BTr, Docs Stamp, etc.)	0.00	0.00	0.00
Add/Less: Adjustments (e.g. cancelled/staled checks)	0.00	0.00	0.00
Balance of Disbursement Authorities as at date	2,684,856.17	(2,548,427.27)	136,428.90
Total Disbursements Program	13,271,954.25	1,152,002.96	14,423,957.21
Less: *Actual Disbursements	10,346,144.44	3,233,311.06	13,579,455.50
(Over)/Under spending	2,925,809.81	(2,081,308.10)	844,501.71

Notes: \* The use of NTA is discouraged

Notes: \*\* Amounts should tally with the grand total disbursemnt (column 27).

Certified Correct:

  
**GLORIA D. MENDOZA**  
 OIC, Financial and Management Division  
 Concurrent Chief Accountant  
 Date: 

Approved By:

  
**ATTY. DANILO U. UYKIENG**  
 OIC, Director

Date:

This report was generated using the Unified Reporting System on July 12, 2023 10:39 AM;

MONTHLY REPORT OF DISBURSEMENTS  
For the month of June 2023



Department : Department of Environment and Natural Resources (DENR)  
 Agency/Entity : Mines and Geosciences Bureau  
 Region : ALL  
 Division : ALL  
 Operating Unit : ALL  
 Fund Cluster : 07 - Trust Receipts  
 (e.g. UACS Fund Cluster: 01-Regular Agency Fund, 02-Foreign Assisted Projects Fund, 03-Special Account-Locally Funded/Domestic Grants Fund, etc.)

Particulars	Current Year Budget					Prior Year's Budget										SUB-TOTAL	Trust Liabilities				Grand Total					Remarks	
	PS	MOOE	FinEx	CO	TOTAL	Prior Year's Accounts Payable					Current Year's Accounts Payable						TOTAL	PS	MOOE	CO	TOTAL	PS	MOOE	FinEx	CO		TOTAL
						PS	MOOE	FinEx	CO	Sub-Total	PS	MOOE	FinEx	CO	Sub-Total												
1	2	3	4	5	6=(2+3+4+5)	7	8	9	10	11=(7+8+9+10)	12	13	14	15	16=(12+13+14+15)	17=(11+16)	18=(6+17)	19	20	21	22=(19+20+21)	23	24	25	26	27=(23+24+25+26)	28
CASH DISBURSEMENTS	301,764.79	748,482.90	0.00	0.00	1,050,247.69	0.00	0.00	0.00	0.00	0.00	0.00	0.00	0.00	0.00	0.00	0.00	1,050,247.69	0.00	0.00	0.00	0.00	301,764.79	748,482.90	0.00	0.00	1,050,247.69	
Notice of Cash Allocation (NCA)	301,764.79	748,482.90	0.00	0.00	1,050,247.69	0.00	0.00	0.00	0.00	0.00	0.00	0.00	0.00	0.00	0.00	0.00	1,050,247.69	0.00	0.00	0.00	0.00	301,764.79	748,482.90	0.00	0.00	1,050,247.69	
MDS Checks Issued	0.00	800.00	0.00	0.00	800.00	0.00	0.00	0.00	0.00	0.00	0.00	0.00	0.00	0.00	0.00	0.00	800.00	0.00	0.00	0.00	0.00	0.00	800.00	0.00	0.00	800.00	
Advice to Debit Account	301,764.79	747,682.90	0.00	0.00	1,049,447.69	0.00	0.00	0.00	0.00	0.00	0.00	0.00	0.00	0.00	0.00	0.00	1,049,447.69	0.00	0.00	0.00	0.00	301,764.79	747,682.90	0.00	0.00	1,049,447.69	
Notice of Transfer Allocations (NTA)	0.00	0.00	0.00	0.00	0.00	0.00	0.00	0.00	0.00	0.00	0.00	0.00	0.00	0.00	0.00	0.00	0.00	0.00	0.00	0.00	0.00	0.00	0.00	0.00	0.00	0.00	
MDS Checks Issued	0.00	0.00	0.00	0.00	0.00	0.00	0.00	0.00	0.00	0.00	0.00	0.00	0.00	0.00	0.00	0.00	0.00	0.00	0.00	0.00	0.00	0.00	0.00	0.00	0.00	0.00	
Advice to Debit Account	0.00	0.00	0.00	0.00	0.00	0.00	0.00	0.00	0.00	0.00	0.00	0.00	0.00	0.00	0.00	0.00	0.00	0.00	0.00	0.00	0.00	0.00	0.00	0.00	0.00	0.00	
Working Fund for FAPs	0.00	0.00	0.00	0.00	0.00	0.00	0.00	0.00	0.00	0.00	0.00	0.00	0.00	0.00	0.00	0.00	0.00	0.00	0.00	0.00	0.00	0.00	0.00	0.00	0.00	0.00	
Cash Disbursement Ceiling (CDC)	0.00	0.00	0.00	0.00	0.00	0.00	0.00	0.00	0.00	0.00	0.00	0.00	0.00	0.00	0.00	0.00	0.00	0.00	0.00	0.00	0.00	0.00	0.00	0.00	0.00	0.00	
TOTAL CASH DISBURSEMENTS	301,764.79	748,482.90	0.00	0.00	1,050,247.69	0.00	0.00	0.00	0.00	0.00	0.00	0.00	0.00	0.00	0.00	0.00	1,050,247.69	0.00	0.00	0.00	0.00	301,764.79	748,482.90	0.00	0.00	1,050,247.69	
NON-CASH DISBURSEMENTS	0.00	0.00	0.00	0.00	0.00	0.00	0.00	0.00	0.00	0.00	0.00	0.00	0.00	0.00	0.00	0.00	0.00	0.00	0.00	0.00	0.00	0.00	0.00	0.00	0.00	0.00	
Tax Remittance Advices (TRA)	0.00	0.00	0.00	0.00	0.00	0.00	0.00	0.00	0.00	0.00	0.00	0.00	0.00	0.00	0.00	0.00	0.00	0.00	0.00	0.00	0.00	0.00	0.00	0.00	0.00	0.00	
Non-Cash Availment Authority (NCAA)	0.00	0.00	0.00	0.00	0.00	0.00	0.00	0.00	0.00	0.00	0.00	0.00	0.00	0.00	0.00	0.00	0.00	0.00	0.00	0.00	0.00	0.00	0.00	0.00	0.00	0.00	
Disbursements effected through outright deductions from claims (please specify...)	0.00	0.00	0.00	0.00	0.00	0.00	0.00	0.00	0.00	0.00	0.00	0.00	0.00	0.00	0.00	0.00	0.00	0.00	0.00	0.00	0.00	0.00	0.00	0.00	0.00	0.00	
Overpayment of expenses(e.g. personnel benefits)	0.00	0.00	0.00	0.00	0.00	0.00	0.00	0.00	0.00	0.00	0.00	0.00	0.00	0.00	0.00	0.00	0.00	0.00	0.00	0.00	0.00	0.00	0.00	0.00	0.00	0.00	
Restitution for loss of government property	0.00	0.00	0.00	0.00	0.00	0.00	0.00	0.00	0.00	0.00	0.00	0.00	0.00	0.00	0.00	0.00	0.00	0.00	0.00	0.00	0.00	0.00	0.00	0.00	0.00	0.00	
Liquidated damages and similar claims	0.00	0.00	0.00	0.00	0.00	0.00	0.00	0.00	0.00	0.00	0.00	0.00	0.00	0.00	0.00	0.00	0.00	0.00	0.00	0.00	0.00	0.00	0.00	0.00	0.00	0.00	
Others(TEF, BTr-Documetary Stamp Tax, etc.)	0.00	0.00	0.00	0.00	0.00	0.00	0.00	0.00	0.00	0.00	0.00	0.00	0.00	0.00	0.00	0.00	0.00	0.00	0.00	0.00	0.00	0.00	0.00	0.00	0.00	0.00	
TOTAL NON-CASH DISBURSEMENTS	0.00	0.00	0.00	0.00	0.00	0.00	0.00	0.00	0.00	0.00	0.00	0.00	0.00	0.00	0.00	0.00	0.00	0.00	0.00	0.00	0.00	0.00	0.00	0.00	0.00	0.00	
GRAND TOTAL	301,764.79	748,482.90	0.00	0.00	1,050,247.69	0.00	0.00	0.00	0.00	0.00	0.00	0.00	0.00	0.00	0.00	0.00	1,050,247.69	0.00	0.00	0.00	0.00	301,764.79	748,482.90	0.00	0.00	1,050,247.69	

Particulars	Previous Report	This Month	As at Date
(1)	(2)	(3)	(4)
Total Disbursement Authorities Received	4,475,266.00	1,872,256.00	6,347,522.00
NCA	4,475,266.00	1,872,256.00	6,347,522.00
NTA	0.00	0.00	0.00
Working Fund	0.00	0.00	0.00
TRA	0.00	0.00	0.00
CDC	0.00	0.00	0.00
NCAA	0.00	0.00	0.00
Less: Notice of Transfer of Allocations (NTA)* issued	0.00	0.00	0.00
Total Disbursement Authorities Available	4,475,266.00	1,872,256.00	6,347,522.00
Less:	0.00	0.00	0.00
Lapsed NCA	0.00	0.00	0.00
Disbursements	3,363,771.65	1,050,247.69	4,414,019.34
Less: Other Non-Cash Disbursements	0.00	0.00	0.00
Disbursements effected through outright deductions from claims	0.00	0.00	0.00
Overpayment of expenses(e.g. personnel benefits)	0.00	0.00	0.00
Restitution for loss of government property	0.00	0.00	0.00
Liquidated damages and similar claims	0.00	0.00	0.00
Others (e.g. TEF, BTr, Docs Stamp, etc.)	0.00	0.00	0.00
Add/Less: Adjustments (e.g. cancelled/staled checks)	0.00	0.00	0.00
Balance of Disbursement Authorities as at date	1,111,494.35	822,008.31	1,933,502.66
Total Disbursements Program	4,475,266.00	1,872,256.00	6,347,522.00
Less: *Actual Disbursements	3,363,771.65	1,050,247.69	4,414,019.34
(Over)/Under spending	1,111,494.35	822,008.31	1,933,502.66

Notes: \* The use of NTA is discouraged  
 Notes: \*\* Amounts should tally with the grand total disbursemt (column 27).

Certified Correct:


**GLORIA D. MENDOZA**  
 OIC, Financial and Management Division  
 Concurrent Chief Accountant  
 Date:

Approved By:

**ATTY. DANILO U. UYKIENG**  
 OIC, Director  
 Date:



MONTHLY REPORT OF DISBURSEMENTS  
For the month of June 2023



Department : Department of Environment and Natural Resources (DENR)  
 Agency/Entity : Mines and Geosciences Bureau  
 Region : ALL  
 Division : ALL  
 Operating Unit : ALL  
 Fund Cluster : 07 - Trust Receipts  
 (e.g. UACS Fund Cluster: 01-Regular Agency Fund, 02-Foreign Assisted Projects Fund, 03-Special Account-Locally Funded/Domestic Grants Fund, etc.)

Particulars	Current Year Budget					Prior Year's Budget											SUB-TOTAL	Trust Liabilities				Grand Total					Remarks
	PS	MOOE	FinEx	CO	TOTAL	Prior Year's Accounts Payable				Current Year's Accounts Payable				TOTAL	PS	MOOE		CO	TOTAL	PS	MOOE	FinEx	CO	TOTAL			
						PS	MOOE	FinEx	CO	Sub-Total	PS	MOOE	FinEx												CO	Sub-Total	
1	2	3	4	5	6=(2+3+4+5)	7	8	9	10	11=(7+8+9+10)	12	13	14	15	16=(12+13+14+15)	17=(11+16)	18=(6+17)	19	20	21	22=(19+20+21)	23	24	25	26	27=(23+24+25+26)	28
CASH DISBURSEMENTS	301,764.79	748,482.90	0.00	0.00	1,050,247.69	0.00	0.00	0.00	0.00	0.00	0.00	0.00	0.00	0.00	0.00	0.00	1,050,247.69	0.00	0.00	0.00	0.00	301,764.79	748,482.90	0.00	0.00	1,050,247.69	
Notice of Cash Allocation (NCA)	301,764.79	748,482.90	0.00	0.00	1,050,247.69	0.00	0.00	0.00	0.00	0.00	0.00	0.00	0.00	0.00	0.00	0.00	1,050,247.69	0.00	0.00	0.00	0.00	301,764.79	748,482.90	0.00	0.00	1,050,247.69	
MDS Checks Issued	0.00	800.00	0.00	0.00	800.00	0.00	0.00	0.00	0.00	0.00	0.00	0.00	0.00	0.00	0.00	0.00	800.00	0.00	0.00	0.00	0.00	0.00	800.00	0.00	0.00	800.00	
Advice to Debit Account	301,764.79	747,682.90	0.00	0.00	1,049,447.69	0.00	0.00	0.00	0.00	0.00	0.00	0.00	0.00	0.00	0.00	0.00	1,049,447.69	0.00	0.00	0.00	0.00	301,764.79	747,682.90	0.00	0.00	1,049,447.69	
National Capital Region (NCR)	301,764.79	747,682.90	0.00	0.00	1,049,447.69	0.00	0.00	0.00	0.00	0.00	0.00	0.00	0.00	0.00	0.00	0.00	1,049,447.69	0.00	0.00	0.00	0.00	301,764.79	747,682.90	0.00	0.00	1,049,447.69	
Central Office	301,764.79	747,682.90	0.00	0.00	1,049,447.69	0.00	0.00	0.00	0.00	0.00	0.00	0.00	0.00	0.00	0.00	0.00	1,049,447.69	0.00	0.00	0.00	0.00	301,764.79	747,682.90	0.00	0.00	1,049,447.69	
Notice of Transfer Allocations (NTA)	0.00	0.00	0.00	0.00	0.00	0.00	0.00	0.00	0.00	0.00	0.00	0.00	0.00	0.00	0.00	0.00	0.00	0.00	0.00	0.00	0.00	0.00	0.00	0.00	0.00	0.00	
MDS Checks Issued	0.00	0.00	0.00	0.00	0.00	0.00	0.00	0.00	0.00	0.00	0.00	0.00	0.00	0.00	0.00	0.00	0.00	0.00	0.00	0.00	0.00	0.00	0.00	0.00	0.00	0.00	
Advice to Debit Account	0.00	0.00	0.00	0.00	0.00	0.00	0.00	0.00	0.00	0.00	0.00	0.00	0.00	0.00	0.00	0.00	0.00	0.00	0.00	0.00	0.00	0.00	0.00	0.00	0.00	0.00	
Working Fund for FAPs	0.00	0.00	0.00	0.00	0.00	0.00	0.00	0.00	0.00	0.00	0.00	0.00	0.00	0.00	0.00	0.00	0.00	0.00	0.00	0.00	0.00	0.00	0.00	0.00	0.00	0.00	
Cash Disbursement Ceiling (CDC)	0.00	0.00	0.00	0.00	0.00	0.00	0.00	0.00	0.00	0.00	0.00	0.00	0.00	0.00	0.00	0.00	0.00	0.00	0.00	0.00	0.00	0.00	0.00	0.00	0.00	0.00	
TOTAL CASH DISBURSEMENTS	301,764.79	748,482.90	0.00	0.00	1,050,247.69	0.00	0.00	0.00	0.00	0.00	0.00	0.00	0.00	0.00	0.00	0.00	1,050,247.69	0.00	0.00	0.00	0.00	301,764.79	748,482.90	0.00	0.00	1,050,247.69	
NON-CASH DISBURSEMENTS	0.00	0.00	0.00	0.00	0.00	0.00	0.00	0.00	0.00	0.00	0.00	0.00	0.00	0.00	0.00	0.00	0.00	0.00	0.00	0.00	0.00	0.00	0.00	0.00	0.00	0.00	
Tax Remittance Advices Issued (TRA)	0.00	0.00	0.00	0.00	0.00	0.00	0.00	0.00	0.00	0.00	0.00	0.00	0.00	0.00	0.00	0.00	0.00	0.00	0.00	0.00	0.00	0.00	0.00	0.00	0.00	0.00	
Non-Cash Availment Authority (NCAA)	0.00	0.00	0.00	0.00	0.00	0.00	0.00	0.00	0.00	0.00	0.00	0.00	0.00	0.00	0.00	0.00	0.00	0.00	0.00	0.00	0.00	0.00	0.00	0.00	0.00	0.00	
Disbursements effected through outright deductions from claims (please specify...)	0.00	0.00	0.00	0.00	0.00	0.00	0.00	0.00	0.00	0.00	0.00	0.00	0.00	0.00	0.00	0.00	0.00	0.00	0.00	0.00	0.00	0.00	0.00	0.00	0.00	0.00	
Overpayment of expenses(e.g. personnel benefits)	0.00	0.00	0.00	0.00	0.00	0.00	0.00	0.00	0.00	0.00	0.00	0.00	0.00	0.00	0.00	0.00	0.00	0.00	0.00	0.00	0.00	0.00	0.00	0.00	0.00	0.00	
Liquidated damages and similar claims	0.00	0.00	0.00	0.00	0.00	0.00	0.00	0.00	0.00	0.00	0.00	0.00	0.00	0.00	0.00	0.00	0.00	0.00	0.00	0.00	0.00	0.00	0.00	0.00	0.00	0.00	
Others(TEF, BTr-Documentary Stamp Tax, etc.)	0.00	0.00	0.00	0.00	0.00	0.00	0.00	0.00	0.00	0.00	0.00	0.00	0.00	0.00	0.00	0.00	0.00	0.00	0.00	0.00	0.00	0.00	0.00	0.00	0.00	0.00	
TOTAL NON-CASH DISBURSEMENTS	0.00	0.00	0.00	0.00	0.00	0.00	0.00	0.00	0.00	0.00	0.00	0.00	0.00	0.00	0.00	0.00	0.00	0.00	0.00	0.00	0.00	0.00	0.00	0.00	0.00	0.00	
GRAND TOTAL	301,764.79	748,482.90	0.00	0.00	1,050,247.69	0.00	0.00	0.00	0.00	0.00	0.00	0.00	0.00	0.00	0.00	0.00	1,050,247.69	0.00	0.00	0.00	0.00	301,764.79	748,482.90	0.00	0.00	1,050,247.69	

SUMMARY

Particulars	Previous Report (2)	This Month (3)	As at Date (4)
Total Disbursement Authorities Received	4,475,266.00	1,872,256.00	6,347,522.00
NCA	4,475,266.00	1,872,256.00	6,347,522.00
NTA	0.00	0.00	0.00
Working Fund	0.00	0.00	0.00
TRA	0.00	0.00	0.00
CDC	0.00	0.00	0.00
NCAA	0.00	0.00	0.00
Less: Notice of Transfer of Allocations (NTA)* issued	0.00	0.00	0.00
Total Disbursement Authorities Available	4,475,266.00	1,872,256.00	6,347,522.00
Less:	0.00	0.00	0.00
Lapsed NCA	0.00	0.00	0.00
Disbursements	3,363,771.65	1,050,247.69	4,414,019.34
Less: Other Non-Cash Disbursements	0.00	0.00	0.00
Disbursements effected through outright deductions from claims	0.00	0.00	0.00
Overpayment of expenses(e.g. personnel benefits)	0.00	0.00	0.00
Restitution for loss of government property	0.00	0.00	0.00
Liquidated damages and similar claims	0.00	0.00	0.00
Others (e.g. TEF, BTr, Docs Stamp, etc.)	0.00	0.00	0.00
Add/Less: Adjustments (e.g. cancelled/staled checks)	0.00	0.00	0.00
Balance of Disbursement Authorities as at date	1,111,494.35	822,008.31	1,933,502.66
Total Disbursements Program	4,475,266.00	1,872,256.00	6,347,522.00
Less: *Actual Disbursements	3,363,771.65	1,050,247.69	4,414,019.34
(Over)/Under spending	1,111,494.35	822,008.31	1,933,502.66

Notes: \* The use of NTA is discouraged  
 Notes: \*\* Amounts should tally with the grand total disbursement (column 27).

Certified Correct:

GLORIA D. MENDOZA  
 OIC, Financial and Management Division  
 Concurrent Chief Accountant  
 Date: 8

Approved By:

ATTY. DANILO U. UYKIENG  
 OIC, Director

Date: