

MONTHLY REPORT OF DISBURSEMENTS
For the month of March 2020

Department: Department of Environment and Natural Resources (DENR) Organization Code (UACS): 16003000000						Agency: Mines and Geo-Sciences Bureau Fund Cluster: 01 - Regular Agency Fund						Operating Unit: All Report Status: SUBMITTED															
PARTICULARS	CURRENT YEAR BUDGET					PRIOR YEAR'S ACCOUNTS PAYABLE					CURRENT YEAR'S ACCOUNTS PAYABLE					TRUST LIABILITIES				GRAND TOTAL					REMA RKS		
	PS	MOOE	Fin. Exp	CO	TOTAL	PS	MOOE	Fin. Exp	CO	Sub-Total	PS	MOOE	Fin. Exp	CO	Sub-Total	TOTAL	SUB-TOTAL	PS	MO	CO	TOTAL	PS	MOOE	Fin. Exp		CO	TOTAL
1	2	3	4	5	6=(2+3+4+5)	7	8	9	10	11=(7+8+9+10)	12	13	14	15	16=(12+13+14+15)	17=(11+16)	18=(6+17)	19	20	21	22=(19+20+21)	23	24	25	26	27=(23+24+25+26)	28
CASH DISBURSEMENTS	72,718,365.57	43,532,477.94	-	1,086,146.39	117,339,009.90	524,466.66	2,386,243.52	-	1,186,209.95	4,096,909.02	-	367,640.09	-	-	367,640.09	4,463,449.11	121,791,459.01	-	-	-	-	73,243,841.12	46,276,261.65	-	-	2,271,356.34	121,791,459.01
Notice of Cash Allocation (NCA)	70,616,665.22	39,866,980.73	-	1,086,146.39	110,489,301.92	524,466.66	2,386,243.52	-	1,186,209.95	4,096,909.02	-	367,640.09	-	-	367,640.09	4,463,449.11	114,942,750.93	-	-	-	-	71,140,120.77	41,810,764.34	-	-	2,161,856.22	114,942,750.93
MDS Checks issued	17,014,042.51	10,337,012.83	-	-	1,006,655.87	28,407,711.01	1,366,633.67	-	-	1,366,633.67	-	-	-	-	-	-	113,933.49	-	-	-	-	17,014,042.51	11,867,459.76	-	-	1,006,655.87	28,407,711.01
Advice to Debit Account	53,601,622.71	28,479,968.10	-	-	-	-	-	-	-	-	-	-	-	-	-	-	243,706.60	-	-	-	-	54,126,078.26	29,753,324.65	-	-	1,186,209.95	86,024,612.76
Notice of Transfer Allocation (NTA)	2,103,720.35	4,666,497.21	-	79,490.62	6,848,708.08	-	-	-	-	-	-	-	-	-	-	-	-	-	-	-	-	2,103,720.35	4,666,497.21	-	-	79,490.62	6,848,708.08
MDS Checks issued	1,528,037.51	1,645,149.51	-	79,490.62	3,252,677.54	-	-	-	-	-	-	-	-	-	-	-	-	-	-	-	-	1,528,037.51	1,645,149.51	-	-	79,490.62	3,252,677.54
Advice to Debit Account	675,682.84	3,020,347.70	-	-	3,696,030.54	-	-	-	-	-	-	-	-	-	-	-	-	-	-	-	-	675,682.84	3,020,347.70	-	-	-	3,696,030.54
Working Fund for FAPs	-	-	-	-	-	-	-	-	-	-	-	-	-	-	-	-	-	-	-	-	-	-	-	-	-	-	-
Cash Disbursement Ceiling (CDC)	-	-	-	-	-	-	-	-	-	-	-	-	-	-	-	-	-	-	-	-	-	-	-	-	-	-	-
TOTAL CASH DISBURSEMENTS	72,718,365.57	43,532,477.94	-	1,086,146.39	117,339,009.90	524,466.66	2,386,243.52	-	1,186,209.95	4,096,909.02	-	367,640.09	-	-	367,640.09	4,463,449.11	121,791,459.01	-	-	-	-	73,243,841.12	46,276,261.65	-	-	2,271,356.34	121,791,459.01
NON-CASH DISBURSEMENTS	5,926,007.80	928,843.00	-	61,480.01	6,916,330.81	6,319.25	131,290.18	-	-	137,609.43	-	12,447.08	-	-	12,447.08	180,056.49	7,098,387.30	-	-	-	-	6,932,327.05	1,072,590.24	-	-	61,480.01	7,069,367.30
Tax Remittance Advances Issued (TRA)	5,926,007.80	928,843.00	-	61,480.01	6,916,330.81	6,319.25	131,290.18	-	-	137,609.43	-	12,447.08	-	-	12,447.08	180,056.49	7,098,387.30	-	-	-	-	6,932,327.05	1,069,634.94	-	-	61,480.01	7,069,442.50
Non-Cash Availment Authority (NCAA)	-	-	-	-	-	-	-	-	-	-	-	-	-	-	-	-	-	-	-	-	-	-	-	-	-	-	-
Disbursements effected through outright deductions from claims (please specify)	-	-	-	-	-	-	2,945.30	-	-	2,945.30	-	-	-	-	-	-	2,945.30	-	-	-	-	-	2,945.30	-	-	-	2,945.30
Overpayment of expenses (e.g. personnel benefits)	-	-	-	-	-	-	-	-	-	-	-	-	-	-	-	-	-	-	-	-	-	-	-	-	-	-	-
Restitution for loss of government property	-	-	-	-	-	-	-	-	-	-	-	-	-	-	-	-	-	-	-	-	-	-	-	-	-	-	-
Liquidated damages and similar claims	-	-	-	-	-	-	-	-	-	-	-	-	-	-	-	-	-	-	-	-	-	-	-	-	-	-	-
Others (e.g. TEF, BTR, Documentary Stamp Tax, etc.)	-	-	-	-	-	-	-	-	-	-	-	-	-	-	-	-	-	-	-	-	-	-	-	-	-	-	-
TOTAL NON-CASH DISBURSEMENTS	5,926,007.80	928,843.00	-	61,480.01	6,916,330.81	6,319.25	131,290.18	-	-	137,609.43	-	12,447.08	-	-	12,447.08	180,056.49	7,098,387.30	-	-	-	-	6,932,327.05	1,072,590.24	-	-	61,480.01	7,069,367.30
Grand Total	78,644,373.37	44,461,320.94	-	1,147,626.40	124,255,340.71	530,774.86	2,517,533.70	-	1,186,209.95	4,233,818.45	-	389,887.15	-	-	389,887.15	4,603,605.60	128,887,846.31	-	-	-	-	79,176,168.17	47,348,841.79	-	-	2,332,836.35	128,887,846.31

Summary			
PARTICULARS	PREVIOUS REPORT	CURRENT MONTH	AS OF DATE
1	2	3	4
Total Disbursement Authorities Received	-	-	-
NCA	160,371,000.00	95,986,000.00	267,357,000.00
NTA	9,735,128.00	19,208,645.69	27,943,773.69
Working Fund	-	-	-
TRA	9,541,024.24	7,069,442.00	16,604,466.24
CDC	-	-	-
NCAA	-	-	-
Less: Notice of Transfer Allocations (NTA)* Issued	8,735,128.00	19,208,645.69	27,943,773.69
Total Disbursements Authorities Available	169,912,024.24	104,048,442.00	273,961,466.24
Less:	-	-	-
Lapsed NCA Disbursements	139,952,399.64	128,857,846.31	268,810,245.95
Less: Other Non-Cash Disbursements	(4,780.49)	(2,945.30)	(7,725.79)
Disbursements effected through outright deductions from claim	(4,780.49)	(2,945.30)	(7,725.79)
Overpayment of expenses (e.g. personnel benefits)	-	-	-
Restitution for loss of government property	-	-	-
Liquidated damages and similar claims	(4,780.49)	(2,945.30)	(7,725.79)
Others (e.g. TEF, BTR, Docs Stamp, etc.)	-	-	-
Add/Less: Adjustments (e.g. cancelled/dated checks)	-	(623,603.74)	(623,603.74)
Balance of Disbursements Authorities as of to date	29,959,624.70	(29,964,404.31)	-
Total Disbursements Program	169,912,024.24	104,048,442.00	273,961,466.24
Less: Actual Disbursements	139,952,399.64	128,857,846.31	268,810,245.95
Over/Under spending	29,959,624.70	(24,809,404.31)	6,150,220.39

Notes: * The use of NTA is discouraged
Notes: ** Amounts should tally with the grand total disbursement (column 27).

Verified Correct:


WINNA FROSE T. GARCIA
OIC, Accounting Section
Date:

Recommending Approval:

GLORIA D. MENDOZA
OIC, Financial Management Division
Date:

Approved:

ATTY. WILFREDO Q. MONCANO
Acting Director
Date:



MONTHLY REPORT OF DISBURSEMENTS
For the month of March 2020

Department: Department of Environment and Natural Resources (DENR) Organization Code (OACS): 10003000000						Agency: Mines and Geo-Sciences Bureau Fund Cluster: 01 - Regular Agency Fund Prior Year's Budget											Operating Unit: All Report Status: SUBMITTED										
PARTICULARS	CURRENT YEAR BUDGET					PRIOR YEAR'S ACCOUNTS PAYABLE					CURRENT YEAR'S ACCOUNTS PAYABLE					TRUST LIABILITIES				GRAND TOTAL				REMARKS			
	PS	MOOE	Fin. Exp	CO	TOTAL	PS	MOOE	Fin. Exp	CO	Sub-Total	PS	MOOE	Fin. Exp	CO	Sub-Total	TOTAL	SUB-TOTAL	PS	MOOE	CO	TOTAL	PS	MOOE		Fin. Exp	CO	TOTAL
1	2	3	4	5	6=(2+3+4+5)	7	8	9	10	11=(7+8+9+10)	12	13	14	15	16=(12+13+14+15)	17=(11+16)	18=(6+17)	19	20	21	22=(19+20+21)	23	24	25	26	27=(23+24+25+26)	28
CASH DISBURSEMENTS	72,719,385.87	43,582,477.84	-	1,085,148.38	117,338,009.90	624,455.55	2,388,243.82	-	1,185,209.95	4,098,809.02	357,840.09	-	-	-	357,840.09	4,453,449.11	121,791,489.01					73,243,041.12	48,279,261.55	-	2,271,356.34	121,791,459.01	
Notice of Cash Allocation (NCA)	70,618,665.22	38,986,990.73	-	1,008,656.67	110,609,301.82	624,455.55	2,388,243.82	-	1,185,209.95	4,098,809.02	357,840.09	-	-	-	357,840.09	4,453,449.11	114,842,760.93					71,140,120.77	41,610,764.34	-	2,191,895.82	114,842,750.83	
MDS Checks Issued	17,014,042.61	10,387,012.63	-	1,008,656.67	28,407,711.01	-	1,356,693.67	-	-	1,356,693.67	113,833.49	-	-	-	113,833.49	1,470,427.16	28,878,138.17					17,014,042.61	11,867,439.79	-	1,008,656.67	28,878,138.17	
Department of Environment and Natural Resources (DENR)	17,014,042.61	10,387,012.63	-	1,008,656.67	28,407,711.01	-	1,356,693.67	-	-	1,356,693.67	113,833.49	-	-	-	113,833.49	1,470,427.16	28,878,138.17					17,014,042.61	11,867,439.79	-	1,008,656.67	28,878,138.17	
Mines and Geo-Sciences Bureau	17,014,042.61	10,387,012.63	-	1,008,656.67	28,407,711.01	-	1,356,693.67	-	-	1,356,693.67	113,833.49	-	-	-	113,833.49	1,470,427.16	28,878,138.17					17,014,042.61	11,867,439.79	-	1,008,656.67	28,878,138.17	
National Capital Region (NCR)	7,492,174.42	1,071,899.09	-	-	8,564,073.51	-	-	-	-	1,028,990.50	-	-	-	-	-	1,028,990.50	9,591,064.01					7,492,174.42	2,098,898.09	-	-	9,591,064.01	
Central Office	7,492,174.42	1,071,899.09	-	-	8,564,073.51	-	-	-	-	1,028,990.50	-	-	-	-	-	1,028,990.50	9,591,064.01					7,492,174.42	2,098,898.09	-	-	9,591,064.01	
Region I - Ilocos	124,856.48	106,321.15	-	-	231,177.63	-	-	-	-	-	-	-	-	-	-	231,177.63	231,177.63					124,856.48	106,321.15	-	-	231,177.63	
Regional Office - I	124,856.48	106,321.15	-	-	231,177.63	-	-	-	-	-	-	-	-	-	-	231,177.63	231,177.63					124,856.48	106,321.15	-	-	231,177.63	
Cordillera Administrative Region (CAR)	1,802,665.67	951,299.83	-	-	2,853,965.50	-	-	-	-	-	-	-	-	-	-	2,853,965.50	2,853,965.50					1,802,665.67	951,299.83	-	-	2,853,965.50	
Regional Office - CAR	1,802,665.67	951,299.83	-	-	2,853,965.50	-	-	-	-	-	-	-	-	-	-	2,853,965.50	2,853,965.50					1,802,665.67	951,299.83	-	-	2,853,965.50	
Region II - Cagayan Valley	187,350.69	182,833.41	-	-	360,184.00	-	-	-	-	-	-	-	-	-	-	360,184.00	360,184.00					187,350.69	182,833.41	-	-	360,184.00	
Regional Office - II	187,350.69	182,833.41	-	-	360,184.00	-	-	-	-	-	-	-	-	-	-	360,184.00	360,184.00					187,350.69	182,833.41	-	-	360,184.00	
Region III - Central Luzon	695,723.50	684,886.88	-	-	1,380,610.48	-	-	-	-	-	-	-	-	-	-	1,380,610.48	1,380,610.48					695,723.50	684,886.88	-	-	1,380,610.48	
Regional Office - III	695,723.50	684,886.88	-	-	1,380,610.48	-	-	-	-	-	-	-	-	-	-	1,380,610.48	1,380,610.48					695,723.50	684,886.88	-	-	1,380,610.48	
Region IVA - CALABARZON	995,327.82	53,822.11	-	-	1,049,149.93	-	-	-	-	-	12,845.87	-	-	-	12,845.87	1,061,995.80	1,061,995.80					995,327.82	66,467.98	-	-	1,061,795.80	
Regional Office - IVA	995,327.82	53,822.11	-	-	1,049,149.93	-	-	-	-	-	12,845.87	-	-	-	12,845.87	1,061,995.80	1,061,795.80					995,327.82	66,467.98	-	-	1,061,795.80	
Region IVB - MIMAROPA	1,052,548.35	100,743.63	-	-	1,153,291.98	-	-	-	-	-	-	-	-	-	-	1,153,291.98	1,153,291.98					1,052,548.35	100,743.63	-	-	1,153,291.98	
Regional Office - IVB	1,052,548.35	100,743.63	-	-	1,153,291.98	-	-	-	-	-	-	-	-	-	-	1,153,291.98	1,153,291.98					1,052,548.35	100,743.63	-	-	1,153,291.98	
Region V - Bicol	34,833.38	7,500.00	-	-	42,333.38	-	-	-	-	-	-	-	-	-	-	42,333.38	42,333.38					34,833.38	7,500.00	-	-	42,333.38	
Regional Office - V	34,833.38	7,500.00	-	-	42,333.38	-	-	-	-	-	-	-	-	-	-	42,333.38	42,333.38					34,833.38	7,500.00	-	-	42,333.38	
Region VI - Western Visayas	1,346,294.65	575,858.74	-	-	1,922,153.39	-	-	-	-	-	93,780.00	-	-	-	93,780.00	2,015,933.39	2,015,933.39					1,346,294.65	669,408.74	-	-	2,015,703.39	
Regional Office - VI	1,346,294.65	575,858.74	-	-	1,922,153.39	-	-	-	-	-	93,780.00	-	-	-	93,780.00	2,015,933.39	2,015,703.39					1,346,294.65	669,408.74	-	-	2,015,703.39	
Region VII - Central Visayas	188,381.27	328,849.27	-	-	517,230.54	-	-	-	-	-	100,887.62	-	-	-	100,887.62	618,118.16	618,118.16					188,381.27	430,836.89	-	-	619,218.16	
Regional Office - VII	188,381.27	328,849.27	-	-	517,230.54	-	-	-	-	-	100,887.62	-	-	-	100,887.62	618,118.16	618,118.16					188,381.27	430,836.89	-	-	619,218.16	
Region VIII - Eastern Visayas	105,421.80	1,193,044.85	-	-	1,298,466.65	-	-	-	-	-	-	-	-	-	-	1,298,466.65	1,298,466.65					105,421.80	1,193,044.85	-	-	1,298,466.65	
Regional Office - VIII	105,421.80	1,193,044.85	-	-	1,298,466.65	-	-	-	-	-	-	-	-	-	-	1,298,466.65	1,298,466.65					105,421.80	1,193,044.85	-	-	1,298,466.65	
Region IX - Zamboanga Peninsula	892,322.77	364,336.80	-	42,863.74	1,299,523.31	-	-	-	-	-	-	-	-	-	-	1,299,523.31	1,299,523.31					892,322.77	364,336.80	-	42,863.74	1,299,523.31	
Regional Office - IX	892,322.77	364,336.80	-	42,863.74	1,299,523.31	-	-	-	-	-	-	-	-	-	-	1,299,523.31	1,299,523.31					892,322.77	364,336.80	-	42,863.74	1,299,523.31	
Region X - Northern Mindanao	724,185.44	21,946.46	-	-	746,131.90	-	-	-	-	-	-	-	-	-	-	746,131.90	746,131.90					724,185.44	21,946.46	-	-	746,131.90	
Regional Office - X	724,185.44	21,946.46	-	-	746,131.90	-	-	-	-	-	-	-	-	-	-	746,131.90	746,131.90					724,185.44	21,946.46	-	-	746,131.90	
Region XI - Davao	466,918.02	2,517,277.67	-	-	2,984,195.69	-	-	-	-	-	235,863.17	-	-	-	235,863.17	3,220,048.86	3,220,048.86					466,918.02	2,763,130.64	-	-	3,220,048.86	
Regional Office - XI	466,918.02	2,517,277.67	-	-	2,984,195.69	-	-	-	-	-	235,863.17	-	-	-	235,863.17	3,220,048.86	3,220,048.86					466,918.02	2,763,130.64	-	-	3,220,048.86	
Region XII - SOCCSKSARGEN	39,300.00	866,455.39	-	-	905,755.39	-	-	-	-	-	-	-	-	-	-	905,755.39	905,755.39					39,300.00	866,455.39	-	-	905,755.39	
Regional Office - XII	39,300.00	866,455.39	-	-	905,755.39	-	-	-	-	-	-	-	-	-	-	905,755.39	905,755.39					39,300.00	866,455.39	-	-	905,755.39	
Region XIII - CARAGA	755,910.15	1,379,338.35	-	963,792.13	3,099,040.63	-	-	-	-	-	-	-	-	-	-	3,099,040.63	3,099,040.63					755,910.15	1,379,338.35	-	963,792.13	3,099,040.63	
Regional Office - XIII	755,910.15	1,379,338.35	-	963,792.13	3,099,040.63	-	-	-	-	-	-	-	-	-	-	3,099,040.63	3,099,040.63					755,910.15	1,379,338.35	-	963,792.13	3,099,040.63	
Advise to Debit Account	53,601,622.71	28,479,986.10	-	-	82,081,608.81	624,455.55	1,029,649.85	-	1,185,209.95	2,739,316.35	243,706.60	-	-	-	243,706.60	2,983,021.95	85,064,612.76					54,126,078.26	29,763,324.55	-	1,185,209.95	85,064,612.76	
Department of Environment and Natural Resources (DENR)	53,601,622.71	28,479,986.10	-	-	82,081,608.81	624,455.55	1,029,649.85	-	1,185,209.95	2,739,316.35	243,706.60	-	-	-	243,706.60	2,983,021.95	85,064,612.76					54,126,078.26	29,763,324.55	-	1,185,209.95	85,064,612.76	
Mines and Geo-Sciences Bureau	53,601,622.71	28,479,986.10	-	-	82,081,608.81	624,455.55	1,029,649.85	-	1,185,209.95	2,739,316.35	243,706.60	-	-	-	243,706.60	2,983,021.95	85,064,612.76					54,126,078.26	29,76				

Department: Department of Environment and Natural Resources (DENR) Organization Code (UACS): 1000300000						Agency: Mines and Geo-Sciences Bureau Fund Cluster: 01 - Regular Agency Fund PRIOR YEAR'S BUDGET											Operating Unit: All Report Status: SUBMITTED											
PARTICULARS	CURRENT YEAR BUDGET					PRIOR YEAR'S ACCOUNTS PAYABLE					CURRENT YEAR'S ACCOUNTS PAYABLE					TRUST LIABILITIES				GRAND TOTAL					REMA RMS			
	PS	MOOE	Fin. Exp	CO	TOTAL	PS	MOOE	Fin. Exp	CO	Sub-Total	PS	MOOE	Fin. Exp	CO	Sub-Total	TOTAL	SUB-TOTAL	PS	MOOE	CO	TOTAL	PS	MOOE	Fin. Exp		CO	TOTAL	
1	2	3	4	5	6=(2+3+4+5)	7	8	9	10	11=(7+8+9+10)	12	13	14	15	16=(12+13+14+15)	17=(11+16)	18=(8+17)	19	20	21	TOTAL 22=(19+20+21)	23	24	25	26	27=(23+24+25+26)	28	
Regional Office - III	3,498,705.75	18,758.88	-	-	3,518,464.63	-	-	-	-	3,518,464.63	-	-	-	-	3,518,464.63	3,518,464.63	3,498,705.75	18,758.88	-	-	3,518,464.63	-	-	-	-	3,518,464.63	-	
Region IVA - CALABARZON	2,840,438.89	1,710,172.04	-	-	4,350,610.93	-	-	-	-	4,350,610.93	-	-	-	-	4,350,610.93	4,350,610.93	2,840,438.89	1,710,172.04	-	-	4,350,610.93	-	-	-	-	4,350,610.93	-	
Regional Office - IVA	2,840,438.89	1,710,172.04	-	-	4,350,610.93	-	-	-	-	4,350,610.93	-	-	-	-	4,350,610.93	4,350,610.93	2,840,438.89	1,710,172.04	-	-	4,350,610.93	-	-	-	-	4,350,610.93	-	
Region IVB - MIMAROPA	3,153,963.15	1,756,074.69	-	-	4,910,037.84	-	-	-	-	4,910,037.84	-	-	-	-	4,910,037.84	4,910,037.84	3,153,963.15	1,756,074.69	-	-	4,910,037.84	-	-	-	-	4,910,037.84	-	
Regional Office - IV B	3,153,963.15	1,756,074.69	-	-	4,910,037.84	-	-	-	-	4,910,037.84	-	-	-	-	4,910,037.84	4,910,037.84	3,153,963.15	1,756,074.69	-	-	4,910,037.84	-	-	-	-	4,910,037.84	-	
Region V - Bicol	4,416,288.24	1,691,300.51	-	-	6,106,588.75	-	67,088.57	-	-	67,088.57	-	-	-	-	67,088.57	6,173,677.32	6,163,677.32	4,416,288.24	1,748,389.08	-	-	6,163,677.32	-	-	-	-	6,163,677.32	-
Regional Office - V	4,416,288.24	1,691,300.51	-	-	6,106,588.75	-	67,088.57	-	-	67,088.57	-	-	-	-	67,088.57	6,173,677.32	6,163,677.32	4,416,288.24	1,748,389.08	-	-	6,163,677.32	-	-	-	-	6,163,677.32	-
Region VI - Western Visayas	2,549,697.81	1,292,505.35	-	-	3,842,203.16	-	-	-	-	3,842,203.16	-	-	-	-	3,842,203.16	3,842,203.16	2,549,697.81	1,292,505.35	-	-	3,842,203.16	-	-	-	-	3,842,203.16	-	
Regional Office - VI	2,549,697.81	1,292,505.35	-	-	3,842,203.16	-	-	-	-	3,842,203.16	-	-	-	-	3,842,203.16	3,842,203.16	2,549,697.81	1,292,505.35	-	-	3,842,203.16	-	-	-	-	3,842,203.16	-	
Region VII - Central Visayas	2,221,985.58	274,878.47	-	-	2,496,864.05	-	96,932.08	-	-	96,932.08	-	163,513.60	-	-	163,513.60	2,660,377.65	2,757,107.73	2,221,985.58	535,122.15	-	-	2,757,107.73	-	-	-	-	2,757,107.73	-
Regional Office - VII	2,221,985.58	274,878.47	-	-	2,496,864.05	-	96,932.08	-	-	96,932.08	-	163,513.60	-	-	163,513.60	2,660,377.65	2,757,107.73	2,221,985.58	535,122.15	-	-	2,757,107.73	-	-	-	-	2,757,107.73	-
Region VIII - Eastern Visayas	1,849,913.70	1,104,184.38	-	-	2,954,098.08	-	-	-	-	2,954,098.08	-	-	-	-	2,954,098.08	2,954,098.08	1,849,913.70	1,104,184.38	-	-	2,954,098.08	-	-	-	-	2,954,098.08	-	
Regional Office - VIII	1,849,913.70	1,104,184.38	-	-	2,954,098.08	-	-	-	-	2,954,098.08	-	-	-	-	2,954,098.08	2,954,098.08	1,849,913.70	1,104,184.38	-	-	2,954,098.08	-	-	-	-	2,954,098.08	-	
Region IX - Zamboanga Peninsula	3,316,760.17	2,110,870.39	-	-	5,428,630.56	-	-	-	-	5,428,630.56	-	-	-	-	5,428,630.56	5,428,630.56	3,316,760.17	2,110,870.39	-	-	5,428,630.56	-	-	-	-	5,428,630.56	-	
Regional Office - IX	3,316,760.17	2,110,870.39	-	-	5,428,630.56	-	-	-	-	5,428,630.56	-	-	-	-	5,428,630.56	5,428,630.56	3,316,760.17	2,110,870.39	-	-	5,428,630.56	-	-	-	-	5,428,630.56	-	
Region X - Northern Mindanao	3,093,883.65	1,917,623.33	-	-	5,011,506.98	-	183,139.15	-	-	183,139.15	-	-	-	-	183,139.15	5,194,646.13	5,194,446.13	3,093,883.65	2,100,762.48	-	-	5,194,646.13	-	-	-	-	5,194,446.13	-
Regional Office - X	3,093,883.65	1,917,623.33	-	-	5,011,506.98	-	183,139.15	-	-	183,139.15	-	-	-	-	183,139.15	5,194,646.13	5,194,446.13	3,093,883.65	2,100,762.48	-	-	5,194,646.13	-	-	-	-	5,194,446.13	-
Region XI - Davao	2,699,766.41	2,609,090.84	-	-	5,308,857.25	-	2,028.25	-	-	2,028.25	-	-	-	-	2,028.25	5,310,885.50	5,210,845.60	2,699,766.41	2,611,098.19	-	-	5,210,845.60	-	-	-	-	5,210,845.60	-
Regional Office - XI	2,699,766.41	2,609,090.84	-	-	5,308,857.25	-	2,028.25	-	-	2,028.25	-	-	-	-	2,028.25	5,310,885.50	5,210,845.60	2,699,766.41	2,611,098.19	-	-	5,210,845.60	-	-	-	-	5,210,845.60	-
Region XII - SOCCSKSARGEN	3,181,175.95	2,208,364.58	-	-	5,389,540.53	-	-	-	-	5,389,540.53	-	-	-	-	5,389,540.53	5,389,540.53	3,181,175.95	2,208,364.58	-	-	5,389,540.53	-	-	-	-	5,389,540.53	-	
Regional Office - XII	3,181,175.95	2,208,364.58	-	-	5,389,540.53	-	-	-	-	5,389,540.53	-	-	-	-	5,389,540.53	5,389,540.53	3,181,175.95	2,208,364.58	-	-	5,389,540.53	-	-	-	-	5,389,540.53	-	
Region XIII - CARAGA	3,571,284.89	3,236,881.89	-	-	6,808,166.78	-	-	-	-	6,808,166.78	-	-	-	-	6,808,166.78	6,808,166.78	3,571,284.89	3,236,881.89	-	-	6,808,166.78	-	-	-	-	6,808,166.78	-	
Regional Office - XIII	3,571,284.89	3,236,881.89	-	-	6,808,166.78	-	-	-	-	6,808,166.78	-	-	-	-	6,808,166.78	6,808,166.78	3,571,284.89	3,236,881.89	-	-	6,808,166.78	-	-	-	-	6,808,166.78	-	
Notice of Transfer of Allocation (NTA)	2,103,720.35	4,665,497.21	-	79,490.82	6,848,708.08	-	-	-	-	6,848,708.08	-	-	-	-	6,848,708.08	6,848,708.08	2,103,720.35	4,665,497.21	-	-	6,848,708.08	-	-	79,490.82	-	6,848,708.08	-	
MDS Checks Issued	1,528,037.51	1,645,149.51	-	79,490.82	3,252,677.84	-	-	-	-	3,252,677.84	-	-	-	-	3,252,677.84	3,252,677.84	1,528,037.51	1,645,149.51	-	-	3,252,677.84	-	-	79,490.82	-	3,252,677.84	-	
Department of Environment and Natural Resources (DENR)	1,528,037.51	1,645,149.51	-	79,490.82	3,252,677.84	-	-	-	-	3,252,677.84	-	-	-	-	3,252,677.84	3,252,677.84	1,528,037.51	1,645,149.51	-	-	3,252,677.84	-	-	79,490.82	-	3,252,677.84	-	
Mines and Geo-Sciences Bureau	1,528,037.51	1,645,149.51	-	79,490.82	3,252,677.84	-	-	-	-	3,252,677.84	-	-	-	-	3,252,677.84	3,252,677.84	1,528,037.51	1,645,149.51	-	-	3,252,677.84	-	-	79,490.82	-	3,252,677.84	-	
Region II - Cagayan Valley	688,850.77	-	-	-	688,850.77	-	-	-	-	688,850.77	-	-	-	-	688,850.77	688,850.77	688,850.77	688,850.77	-	-	688,850.77	-	-	-	-	688,850.77	-	
Regional Office - II	688,850.77	-	-	-	688,850.77	-	-	-	-	688,850.77	-	-	-	-	688,850.77	688,850.77	688,850.77	688,850.77	-	-	688,850.77	-	-	-	-	688,850.77	-	
Region III - Central Luzon	-	251,788.00	-	-	251,788.00	-	-	-	-	251,788.00	-	-	-	-	251,788.00	251,788.00	251,788.00	251,788.00	-	-	251,788.00	-	-	-	-	251,788.00	-	
Regional Office - III	-	251,788.00	-	-	251,788.00	-	-	-	-	251,788.00	-	-	-	-	251,788.00	251,788.00	251,788.00	251,788.00	-	-	251,788.00	-	-	-	-	251,788.00	-	
Region VIII - Eastern Visayas	525,639.45	588,008.68	-	-	1,113,648.13	-	-	-	-	1,113,648.13	-	-	-	-	1,113,648.13	1,113,648.13	525,639.45	588,008.68	-	-	1,113,648.13	-	-	-	-	1,113,648.13	-	
Regional Office - VIII	525,639.45	588,008.68	-	-	1,113,648.13	-	-	-	-	1,113,648.13	-	-	-	-	1,113,648.13	1,113,648.13	525,639.45	588,008.68	-	-	1,113,648.13	-	-	-	-	1,113,648.13	-	
Region IX - Zamboanga Peninsula	333,847.29	805,354.53	-	79,490.82	1,218,692.64	-	-	-	-	1,218,692.64	-	-	-	-	1,218,692.64	1,218,692.64	333,847.29	805,354.53	-	-	1,218,692.64	-	-	79,490.82	-	1,218,692.64	-	
Regional Office - IX	333,847.29	805,354.53	-	79,490.82	1,218,692.64	-	-	-	-	1,218,692.64	-	-	-	-	1,218,692.64	1,218,692.64	333,847.29	805,354.53	-	-	1,218,692.64	-	-	79,490.82	-	1,218,692.64	-	
Advice to Debit Account	575,882.84	3,020,347.70	-	-	3,596,030.54	-	-	-	-	3,596,030.54	-	-	-	-	3,596,030.54	3,596,030.54	575,882.84	3,020,347.70	-	-	3,596,030.54	-	-	-	-	3,596,030.54	-	
Department of Environment and Natural Resources (DENR)	575,882.84	3,020,347.70	-	-	3,596,030.54	-	-	-	-	3,596,030.54	-	-	-	-	3,596,030.54	3,596,030.54	575,882.84	3,020,347.70	-	-	3,596,030.54	-	-	-	-	3,596,030.54	-	
Mines and Geo-Sciences Bureau	575,882.84	3,020,347.70	-	-	3,596,030.54	-	-	-	-	3,596,030.54	-	-	-	-	3,596,030.54	3,596,030.54	575,882.84	3,020,347.70	-	-	3,596,030.54	-	-	-	-	3,596,030.54	-	
Region II - Cagayan Valley	57,825.00	87,004.69	-	-	144,829.69	-	-																					

Department: Department of Environment and Natural Resources (DENR)						Agency: Mines and Geo-Sciences Bureau											Operating Unit: All											
Organization Code (UACS): 10009000000						Fund Cluster: Or - Regular Agency Fund											Report Status: SUBMITTED											
PARTICULARS	CURRENT YEAR BUDGET					PRIOR YEAR'S ACCOUNTS PAYABLE					CURRENT YEAR'S ACCOUNTS PAYABLE					TRUST LIABILITIES				GRAND TOTAL					REMARKS			
	PS	MOOE	Fin. Exp.	CO	TOTAL	PS	MOOE	Fin. Exp.	CO	Sub-Total	PS	MOOE	Fin. Exp.	CO	Sub-Total	TOTAL	SUB-TOTAL	PS	OE	CO	AL	PS	MOOE	Fin. Exp.		CO	TOTAL	
1	2	3	4	5	6=(2+3+4+5)	7	8	9	10	11=(7+8+9+10)	12	13	14	15	16=(12+13+14+15)	17=(11+16)	18=(6+17)	19	20	21	22=(19+20+21)	23	24	25	26	27=(23+24+25+26)	28	
Mines and Geo-Sciences Bureau	6,626,007.80	926,843.00	-	61,480.01	6,916,330.81	6,319.26	126,344.88	-	-	134,664.19	-	12,447.06	-	-	12,447.06	147,111.19	7,063,442.00	-	-	-	-	6,932,327.05	1,069,834.94	-	61,480.01	7,063,442.00	-	
National Capital Region (NCR)	1,066,191.74	166,357.89	-	-	1,224,549.63	6,319.26	105,896.63	-	-	112,217.89	-	-	-	-	-	112,217.89	1,236,767.51	-	-	-	-	1,074,610.99	262,256.52	-	-	1,336,767.51	-	
Central Office	1,066,191.74	166,357.89	-	-	1,224,549.63	6,319.26	105,896.63	-	-	112,217.89	-	-	-	-	-	112,217.89	1,236,767.51	-	-	-	-	1,074,610.99	262,256.52	-	-	1,336,767.51	-	
Region I - Iloilo	180,430.85	19,159.38	-	-	199,590.21	-	-	-	-	-	-	-	-	-	-	189,690.21	189,690.21	-	-	-	-	180,430.85	19,159.38	-	-	199,590.21	-	
Regional Office - I	180,430.85	19,159.38	-	-	199,590.21	-	-	-	-	-	-	-	-	-	-	189,690.21	189,690.21	-	-	-	-	180,430.85	19,159.38	-	-	199,590.21	-	
Cordillera Administrative Region (CAR)	617,640.24	51,230.96	-	-	668,871.20	-	-	-	-	-	-	-	-	-	-	568,871.20	568,871.20	-	-	-	-	617,640.24	51,230.96	-	-	668,871.20	-	
Regional Office - CAR	617,640.24	51,230.96	-	-	668,871.20	-	-	-	-	-	-	-	-	-	-	568,871.20	568,871.20	-	-	-	-	617,640.24	51,230.96	-	-	668,871.20	-	
Region II - Cagayan Valley	416,236.67	16,082.62	-	-	432,319.29	-	-	-	-	-	-	-	-	-	-	432,319.29	432,319.29	-	-	-	-	416,236.67	16,082.62	-	-	432,319.29	-	
Regional Office - II	416,236.67	16,082.62	-	-	432,319.29	-	-	-	-	-	-	-	-	-	-	432,319.29	432,319.29	-	-	-	-	416,236.67	16,082.62	-	-	432,319.29	-	
Region III - Central Luzon	261,547.84	35,438.23	-	-	296,986.07	-	-	-	-	-	-	-	-	-	-	266,886.07	266,886.07	-	-	-	-	261,547.84	35,438.23	-	-	296,986.07	-	
Regional Office - III	261,547.84	35,438.23	-	-	296,986.07	-	-	-	-	-	-	-	-	-	-	266,886.07	266,886.07	-	-	-	-	261,547.84	35,438.23	-	-	296,986.07	-	
Region IV A - CALABARZON	230,366.43	43,481.83	-	-	273,848.26	-	-	-	-	-	-	727.13	-	-	727.13	274,575.39	274,575.39	-	-	-	-	230,366.43	44,208.96	-	-	274,575.39	-	
Regional Office - IV A	230,366.43	43,481.83	-	-	273,848.26	-	-	-	-	-	-	727.13	-	-	727.13	274,575.39	274,575.39	-	-	-	-	230,366.43	44,208.96	-	-	274,575.39	-	
Region IV B - MIMAROPA	418,426.60	6,849.37	-	-	425,275.97	-	-	-	-	-	-	-	-	-	-	425,275.97	425,275.97	-	-	-	-	418,426.60	6,849.37	-	-	425,275.97	-	
Regional Office - IV B	418,426.60	6,849.37	-	-	425,275.97	-	-	-	-	-	-	-	-	-	-	425,275.97	425,275.97	-	-	-	-	418,426.60	6,849.37	-	-	425,275.97	-	
Region V - Ilocos	226,492.74	18,102.68	-	-	243,595.42	-	3,231.43	-	-	3,231.43	-	-	-	-	-	246,826.76	246,826.76	-	-	-	-	226,492.74	21,334.01	-	-	246,826.76	-	
Regional Office - V	226,492.74	18,102.68	-	-	243,595.42	-	3,231.43	-	-	3,231.43	-	-	-	-	-	246,826.76	246,826.76	-	-	-	-	226,492.74	21,334.01	-	-	246,826.76	-	
Region VI - Western Visayas	188,442.21	74,671.81	-	-	263,114.02	-	6,260.00	-	-	6,260.00	-	-	-	-	-	269,264.02	269,264.02	-	-	-	-	188,442.21	80,821.81	-	-	269,264.02	-	
Regional Office - VI	188,442.21	74,671.81	-	-	263,114.02	-	6,260.00	-	-	6,260.00	-	-	-	-	-	269,264.02	269,264.02	-	-	-	-	188,442.21	80,821.81	-	-	269,264.02	-	
Region VII - Central Visayas	266,284.35	67,812.11	-	-	326,096.46	-	6,318.78	-	-	6,318.78	-	11,719.93	-	-	11,719.93	343,135.17	343,135.17	-	-	-	-	266,284.35	84,850.82	-	-	343,135.17	-	
Regional Office - VII	266,284.35	67,812.11	-	-	326,096.46	-	6,318.78	-	-	6,318.78	-	11,719.93	-	-	11,719.93	343,135.17	343,135.17	-	-	-	-	266,284.35	84,850.82	-	-	343,135.17	-	
Region VIII - Eastern Visayas	309,206.89	53,336.48	-	-	362,543.45	-	-	-	-	-	-	-	-	-	-	362,543.45	362,543.45	-	-	-	-	309,206.89	63,336.48	-	-	362,543.45	-	
Regional Office - VIII	309,206.89	53,336.48	-	-	362,543.45	-	-	-	-	-	-	-	-	-	-	362,543.45	362,543.45	-	-	-	-	309,206.89	63,336.48	-	-	362,543.45	-	
Region IX - Zamboanga Peninsula	451,848.52	100,878.11	-	6,926.74	559,752.37	-	-	-	-	-	-	-	-	-	-	559,752.37	559,752.37	-	-	-	-	451,848.52	100,878.11	-	6,926.74	559,752.37	-	
Regional Office - IX	451,848.52	100,878.11	-	6,926.74	559,752.37	-	-	-	-	-	-	-	-	-	-	559,752.37	559,752.37	-	-	-	-	451,848.52	100,878.11	-	6,926.74	559,752.37	-	
Region X - Northern Mindanao	446,531.44	8,136.22	-	-	454,667.66	-	7,539.29	-	-	7,539.29	-	-	-	-	-	462,206.95	462,206.95	-	-	-	-	446,531.44	15,675.51	-	-	462,206.95	-	
Regional Office - X	446,531.44	8,136.22	-	-	454,667.66	-	7,539.29	-	-	7,539.29	-	-	-	-	-	462,206.95	462,206.95	-	-	-	-	446,531.44	15,675.51	-	-	462,206.95	-	
Region XI - Davao	219,516.34	79,779.77	-	-	299,296.11	-	106.75	-	-	106.75	-	-	-	-	-	299,402.86	299,402.86	-	-	-	-	219,516.34	79,886.62	-	-	299,402.86	-	
Regional Office - XI	219,516.34	79,779.77	-	-	299,296.11	-	106.75	-	-	106.75	-	-	-	-	-	299,402.86	299,402.86	-	-	-	-	219,516.34	79,886.62	-	-	299,402.86	-	
Region XII - SOCCSKSARGEN	221,273.92	75,702.76	-	-	296,976.67	-	-	-	-	-	-	-	-	-	-	296,976.67	296,976.67	-	-	-	-	221,273.92	75,702.76	-	-	296,976.67	-	
Regional Office - XII	221,273.92	75,702.76	-	-	296,976.67	-	-	-	-	-	-	-	-	-	-	296,976.67	296,976.67	-	-	-	-	221,273.92	75,702.76	-	-	296,976.67	-	
Region XIII - CARAGA	622,671.02	122,022.93	-	64,654.27	699,148.22	-	-	-	-	-	-	-	-	-	-	699,148.22	699,148.22	-	-	-	-	622,671.02	122,022.93	-	64,654.27	699,148.22	-	
Regional Office - XIII	622,671.02	122,022.93	-	64,654.27	699,148.22	-	-	-	-	-	-	-	-	-	-	699,148.22	699,148.22	-	-	-	-	622,671.02	122,022.93	-	64,654.27	699,148.22	-	
Disbursements effected through outright deductions from	-	-	-	-	-	-	-	-	-	-	-	-	-	-	-	-	-	-	-	-	-	-	-	-	-	-	-	-
Department of Environment and Natural Resources (DENR)	-	-	-	-	-	-	-	-	-	-	-	-	-	-	-	-	-	-	-	-	-	-	-	-	-	-	-	-
Mines and Geo-Sciences Bureau	-	-	-	-	-	-	-	-	-	-	-	-	-	-	-	-	-	-	-	-	-	-	-	-	-	-	-	-
Liquidated damages and similar claims	-	-	-	-	-	-	-	-	-	-	-	-	-	-	-	-	-	-	-	-	-	-	-	-	-	-	-	-
Department of Environment and Natural Resources (DENR)	-	-	-	-	-	-	-	-	-	-	-	-	-	-	-	-	-	-	-	-	-	-	-	-	-	-	-	-
Mines and Geo-Sciences Bureau	-	-	-	-	-	-	-	-	-	-	-	-	-	-	-	-	-	-	-	-	-	-	-	-	-	-	-	-
National Capital Region (NCR)	-	-	-	-	-	-	-	-	-	-	-	-	-	-	-	-	-	-	-	-	-	-	-	-	-	-	-	-
Central Office	-	-	-	-	-	-	-	-	-	-	-	-	-	-	-	-	-	-	-	-	-	-	-	-	-	-	-	-
TOTAL NON-CASH DISBURSEMENTS	5,926,007.80	926,843.00	-	61,480.01	6,916,330.81	6,319.26	131,200.18	-	-	137,609.43	-	12,447.06	-	-	12,447.06	150,056.49	7,063,397.30	-	-	-	-	5,932,327.05	1,072,680.24	-	61,480.01	7,063,397.30	-	
Grand Total	78,645,393.37	44,481,320.84	-	1,147,626.40	124,294,340.71	830,774.90	2,917,833.70	-	-	1,196,209.95	4,233,519.45	-	-	-	369,887.16	4,803,605.60	128,867,846.31	-	-	-	-	78,176,168.17	47,349,841.79	-	2,332,896.35	126,857,846.31	-	

Summary

PARTICULARS	PREVIOUS REPORT	CURRENT MONTH	AS OF DATE
1	2	3	4
Total Disbursement Authorities Received			
NCA	160,371,		

Department: Department of Environment and Natural Resources (DENR) Organization Code (UACS): 10003000000						Agency: Mines and Geo-Sciences Bureau Fund Cluster: 01 - Regular Agency Fund PRIOR YEAR'S BUDGET						Operating Unit: All Report Status: SUBMITTED															
PARTICULARS	CURRENT YEAR BUDGET					PRIOR YEAR'S ACCOUNTS PAYABLE					CURRENT YEAR'S ACCOUNTS PAYABLE					TRUST LIABILITIES				GRAND TOTAL					REMARKS		
	PS	MOOE	Fin. Exp	CO	TOTAL	PS	MOOE	Fin. Exp	CO	Sub-Total	PS	MOOE	Fin. Exp	CO	Sub-Total	TOTAL	SUB-TOTAL	PS	MO	OE	CO	TOTAL	PS	MOOE		Fin. Exp	CO
1	2	3	4	5	6=(2+3+4+5)	7	8	9	10	11=(7+8+9+10)	12	13	14	15	16=(12+13+14+15)	17=(11+16)	18=(6+17)	19	20	21	22=(19+20+21)	23	24	25	26	27=(23+24+25+26)	28
Less	-	-	-	-	-	-	-	-	-	-	-	-	-	-	-	-	-	-	-	-	-	-	-	-	-	-	-
Lapsed NCA	-	4,835,362.44	4,835,362.44	-	-	-	-	-	-	-	-	-	-	-	-	-	-	-	-	-	-	-	-	-	-	-	-
Disbursements	139,952,399.54	128,857,848.31	268,810,245.85	-	-	-	-	-	-	-	-	-	-	-	-	-	-	-	-	-	-	-	-	-	-	-	-
Less: Other Non-Cash Disbursements	(4,790.49)	(2,945.30)	(7,735.79)	-	-	-	-	-	-	-	-	-	-	-	-	-	-	-	-	-	-	-	-	-	-	-	
Disbursements effected through outright deductions from	(4,790.49)	(2,945.30)	(7,735.79)	-	-	-	-	-	-	-	-	-	-	-	-	-	-	-	-	-	-	-	-	-	-	-	
Overpayment of expenses (e.g. personnel benefits)	-	-	-	-	-	-	-	-	-	-	-	-	-	-	-	-	-	-	-	-	-	-	-	-	-	-	
Restitution for loss of government property	-	-	-	-	-	-	-	-	-	-	-	-	-	-	-	-	-	-	-	-	-	-	-	-	-	-	
Liquidated damages and similar claims	(4,790.49)	(2,945.30)	(7,735.79)	-	-	-	-	-	-	-	-	-	-	-	-	-	-	-	-	-	-	-	-	-	-	-	
Others (e.g. TEF, BTR, Docs Stamp, etc.)	-	-	-	-	-	-	-	-	-	-	-	-	-	-	-	-	-	-	-	-	-	-	-	-	-	-	
Add/Less: Adjustments (e.g. cancelled/stale checks)	-	(623,603.74)	(623,603.74)	-	-	-	-	-	-	-	-	-	-	-	-	-	-	-	-	-	-	-	-	-	-	-	
Balance of Disbursements Authorizations as of to date	29,884,415.19	(29,884,415.19)	-	-	-	-	-	-	-	-	-	-	-	-	-	-	-	-	-	-	-	-	-	-	-	-	
Total Disbursements Program	169,912,024.24	104,049,442.00	273,961,466.24	-	-	-	-	-	-	-	-	-	-	-	-	-	-	-	-	-	-	-	-	-	-	-	
Less: Actual Disbursements	139,952,399.54	128,857,848.31	268,810,245.85	-	-	-	-	-	-	-	-	-	-	-	-	-	-	-	-	-	-	-	-	-	-	-	
(Over)/Under spending	29,859,624.70	(24,808,404.31)	5,161,220.39	-	-	-	-	-	-	-	-	-	-	-	-	-	-	-	-	-	-	-	-	-	-	-	

Notes: * The use of NTA is discouraged
 ** Amounts should tally with the grand total disbursement (column 27).

Certified Correct:

[Signature]
WINNA FROSE T. GAMIAO
 OIC, Accounting Section
 Date:

Recommending Approval:

[Signature]
GLORIA D. MENDOZA
 OIC, Financial Management Division
 Date:

Approved:

[Signature]
ATTY. WILFREDO MONCANO
 Acting Director
 Date:

MISSION ON AUDIT
Geosciences Bureau
RECEIVED
 Jerome
 8/19/20

MONTHLY REPORT OF DISBURSEMENTS
For the month of March 2020

Department: Department of Environment and Natural Resources (DENR) Organization Code (UACB): 1003000090						Agency: Mines and Geo-Sciences Bureau Fund Cluster: 07 - Trust Fund						Operating Unit: All Report Status: SUBMITTED																
PARTICULARS	CURRENT YEAR BUDGET					PRIOR YEAR'S ACCOUNTS PAYABLE					CURRENT YEAR'S ACCOUNTS PAYABLE					TRUST LIABILITIES				GRAND TOTAL					REMARKS			
	PS	MOOE	Fin. Exp	CO	TOTAL	PS	MOOE	Fin. Exp	CO	Sub-Total	PS	MOOE	Fin. Exp	CO	Sub-Total	TOTAL	SUB-TOTAL	PS	MOOE	CO	TOTAL	PS	MOOE	Fin. Exp		CO	TOTAL	
	2	3	4	5	6=(2+3+4+5)	7	8	9	10	11=(7+8+9+10)	12	13	14	15	16=(12+13+14+15)	17=(11+16)	18=(6+17)	19	20	21	22=(19+20+21)	23	24	25		26	27=(23+24+25+26)	28
CASH DISBURSEMENTS																												
Notice of Cash Allocation (NCA)												187,143.00			187,143.00	187,143.00	187,143.00	187,143.00			18,862.00	18,862.00		187,143.00		18,862.00	188,105.00	
MDS Checks Issued												187,143.00			187,143.00	187,143.00	187,143.00	187,143.00			18,862.00	18,862.00		187,143.00		18,862.00	188,105.00	
Advice to Debit Account																												
Notice of Transfer Allocation (NTA)												187,143.00			187,143.00	187,143.00	187,143.00	187,143.00			18,862.00	18,862.00		187,143.00		18,862.00	188,105.00	
MDS Checks Issued																												
Advice to Debit Account																												
Working Fund for FAPs																												
Cash Disbursement Calling (CDC)																												
TOTAL CASH DISBURSEMENTS												187,143.00			187,143.00	187,143.00	187,143.00	187,143.00			18,862.00	18,862.00		187,143.00		18,862.00	188,105.00	
NON-CASH DISBURSEMENTS																												
Tax Remittance Advances Issued (TRA)																												
Cash Availment Authority (NCAA)																												
Jctly...																												
Overpayment of expenses (e.g. personnel benefits)																												
Restitution for loss of government property																												
Liquitated damages and similar claims																												
Others (T.F., B.T., Documentary Stamp Tax, etc.)																												
TOTAL NON-CASH DISBURSEMENTS																												
Grand Total												187,143.00			187,143.00	187,143.00	187,143.00	187,143.00			18,862.00	18,862.00		187,143.00		18,862.00	188,105.00	

Summary			
PARTICULARS	PREVIOUS REPORT	CURRENT MONTH	AS OF DATE
1	2	3	4
Total Disbursement Authorities Received			
NCA	518,982.00	688,048.00	1,187,010.00
NTA			
Working Fund			
TRA			
CDC			
NCAA			
Less: Notice of Transfer Allocations (NTA)* Issued			
Total Disbursements Authorities Available	518,982.00	688,048.00	1,187,010.00
Less:			
Lapsed NCA Disbursements	100,167.00	188,105.00	288,272.00
Less: Other Non-Cash Disbursements			
Disbursements effected through outright deductions from claims			
Overpayment of expenses (e.g. personnel benefits)			
Restitution for loss of government property			
Liquitated damages and similar claims			
Others (e.g. T.F., B.T., Docs Stamp, etc.)			
Add/less: Adjustments (e.g. cancelled/stale checks)			
Balance of Disbursements Authorities as of to date	418,795.00	481,943.00	800,738.00
Disbursements Program	518,982.00	688,048.00	1,187,010.00
Less: Actual Disbursements	100,167.00	188,105.00	288,272.00
(Over)/Under spending	418,795.00	481,943.00	800,738.00

Notes: * The use of NTA is discouraged
Notes: ** Amounts should tally with the grand total disbursement (column 27).


COMMISSION ON AUDIT
Mines and Geosciences Bureau

RECEIVED

By: Jerome


Date: 6/9/20

Certified Correct:




WINNA FROESE T. SAMIAO
OIC, Accounting Section
Date:

Recommending Approval:



GLORIA D. MENDOZA
OIC, Financial Management Division
Date:

Approved:



ATTY. WILFREDO G. MONCANO
Acting Director
Date:

MONTHLY REPORT OF DISBURSEMENTS
For the month of March 2020


FAR No. 4

Department: Department of Environment and Natural Resources (DENR) Organization Code (UACS): 100830000000						Agency: Mines and Geo-Sciences Bureau Fund Cluster: 07 - Trust Fund						Operating Unit: All Report Status: SUBMITTED																
PARTICULARS	CURRENT YEAR BUDGET					PRIOR YEAR'S BUDGET										TRUST LIABILITIES					REMARKS							
	PS	MOOE	Fin. Exp	CO	TOTAL	PRIOR YEAR'S ACCOUNTS PAYABLE					CURRENT YEAR'S ACCOUNTS PAYABLE					PS	MOOE	CO	TOTAL	PS		MOOE	Fin. Exp	CO	TOTAL			
						PS	MOOE	Fin. Exp	CO	Sub-Total	PS	MOOE	Fin. Exp	CO	Sub-Total											TOTAL	SUB-TOTAL	
1	2	3	4	5	6=(2+3+4+5)	7	8	9	10	11=(7+8+9+10)	12	13	14	15	16=(12+13+14+15)	17=(11+16)	18=(8+17)	19	20	21	22=(19+20+21)	23	24	25	26	27=(23+24+25+26)	28	
CASH DISBURSEMENTS	-	-	-	-	-	-	-	-	-	-	-	187,143.00	-	-	187,143.00	187,143.00	187,143.00	-	-	18,982.00	18,982.00	-	187,143.00	-	-	18,982.00	188,105.00	
Notice of Cash Allocation (NCA)	-	-	-	-	-	-	-	-	-	-	-	187,143.00	-	-	187,143.00	187,143.00	187,143.00	-	-	18,982.00	18,982.00	-	187,143.00	-	-	18,982.00	188,105.00	
Advice to Debit Account	-	-	-	-	-	-	-	-	-	-	-	187,143.00	-	-	187,143.00	187,143.00	187,143.00	-	-	18,982.00	18,982.00	-	187,143.00	-	-	18,982.00	188,105.00	
Department of Environment and Natural Resources (DENR)	-	-	-	-	-	-	-	-	-	-	-	187,143.00	-	-	187,143.00	187,143.00	187,143.00	-	-	18,982.00	18,982.00	-	187,143.00	-	-	18,982.00	188,105.00	
Mines and Geo-Sciences Bureau	-	-	-	-	-	-	-	-	-	-	-	187,143.00	-	-	187,143.00	187,143.00	187,143.00	-	-	18,982.00	18,982.00	-	187,143.00	-	-	18,982.00	188,105.00	
National Capital Region (NCR)	-	-	-	-	-	-	-	-	-	-	-	-	-	-	-	-	-	-	-	18,982.00	18,982.00	-	-	-	-	18,982.00	18,982.00	
Central Office	-	-	-	-	-	-	-	-	-	-	-	-	-	-	-	-	-	-	-	18,982.00	18,982.00	-	-	-	-	18,982.00	18,982.00	
Region XI - Davao	-	-	-	-	-	-	-	-	-	-	-	187,143.00	-	-	187,143.00	187,143.00	187,143.00	-	-	-	-	-	-	-	-	-	167,143.00	
Regional Office - XI	-	-	-	-	-	-	-	-	-	-	-	187,143.00	-	-	187,143.00	187,143.00	187,143.00	-	-	-	-	-	-	-	-	-	187,143.00	
NON-CASH DISBURSEMENTS	-	-	-	-	-	-	-	-	-	-	-	187,143.00	-	-	187,143.00	187,143.00	187,143.00	-	-	18,982.00	18,982.00	-	187,143.00	-	-	18,982.00	188,105.00	
TOTAL NON-CASH DISBURSEMENTS	-	-	-	-	-	-	-	-	-	-	-	187,143.00	-	-	187,143.00	187,143.00	187,143.00	-	-	18,982.00	18,982.00	-	187,143.00	-	-	18,982.00	188,105.00	
Grand Total	-	-	-	-	-	-	-	-	-	-	-	187,143.00	-	-	187,143.00	187,143.00	187,143.00	-	-	18,982.00	18,982.00	-	187,143.00	-	-	18,982.00	188,105.00	

Summary

PARTICULARS	PREVIOUS REPORT	CURRENT MONTH	AS OF DATE
1	2	3	4
Total Disbursement Authorities Received			
NCA	618,982.00	688,048.00	1,187,010.00
NTA	-	-	-
Working Fund	-	-	-
TRA	-	-	-
CDC	-	-	-
NCAA	-	-	-
Less: Notice of Transfer Allocations (NTA)* Issued	-	-	-
Total Disbursements Authorities Available	618,982.00	688,048.00	1,187,010.00
Less:			
Lapsed NCA	-	-	-
Disbursements	100,167.00	186,105.00	286,272.00
Less: Other Non-Cash Disbursements	-	-	-
Disbursements effected through outright deductions from claims	-	-	-
Overpayment of expenses (e.g. personal benefits)	-	-	-
Restitution for loss of government property	-	-	-
Liquidated damages and similar claims	-	-	-
Others (e.g. TEF, RTI, Docs Stamp, etc.)	-	-	-
Add: Less: Adjustments (e.g. cancelled/stated checks)	-	-	-
Total Disbursements Authorities as of to date	418,795.00	481,943.00	900,738.00
Disbursements Program	618,982.00	688,048.00	1,187,010.00
Less: * Actual Disbursements	100,167.00	186,105.00	286,272.00
(Over)/Under spending	418,795.00	481,943.00	900,738.00

Notes: * The use of NTA is discouraged
Notes: ** Amounts should tally with the grand total disbursement (column 27).



Certified Correct:

WINNA FROST, GAMBIAO
OIC, Accounting Section
Date:

Recommending Approval:

GLORIA D. MENDOZA
OIC, Financial Management Division
Date:

Approved:

WILFREDO G. MONCANO
Acting Director
Date: