

MONTHLY REPORT OF DISBURSEMENTS
For the month of August 2023


Department of Environment and Natural Resources (DENR)
Mines and Geosciences Bureau
ALL
ALL
ALL
01 - Regular Agency Fund
(e.g. UACS Fund Cluster: 01-Regular Agency Fund, 02-Foreign Assisted Projects Fund, 03-Special Account-Locally Funded/Domestic Grants Fund, etc.)

Particulars	Current Year Budget					Prior Year's Accounts Payable					Current Year's Accounts Payable					SUB-TOTAL	Trust Liabilities				Grand Total					Remarks			
	PS	MOOE	FinEx	CO	TOTAL	PS	MOOE	FinEx	CO	Sub-Total	PS	MOOE	FinEx	CO	Sub-Total		TOTAL	PS	MOOE	CO	TOTAL	PS	MOOE	FinEx	CO		TOTAL		
	1	2	3	4	5	6=(2+3+4+5)	7	8	9	10	11=(7+8+9+10)	12	13	14	15		16=(12+13+14+15)	17=(11+16)	18=(6+17)	19	20	21	22=(19+20+21)	23	24		25	26	27=(23+24+25+26)
CASH DISBURSEMENTS	65,421,378.33	33,175,083.27	0.00	0.00	98,596,461.60	15,507.70	63,737.33	0.00	0.00	79,245.03	0.00	133,336.54	0.00	0.00	133,336.54	212,581.57	98,809,043.17	0.00	0.00	0.00	0.00	65,436,886.03	33,372,157.14	0.00	0.00	98,809,043.17			
Notice of Cash Allocation (NCA)	63,052,245.18	30,895,972.95	0.00	0.00	93,948,218.13	15,507.70	63,737.33	0.00	0.00	79,245.03	0.00	133,336.54	0.00	0.00	133,336.54	212,581.57	94,160,799.70	0.00	0.00	0.00	0.00	63,067,752.88	31,093,046.82	0.00	0.00	94,160,799.70			
MDS Checks Issued	6,567,607.97	3,881,095.24	0.00	0.00	10,448,703.21	200.00	0.00	0.00	0.00	200.00	0.00	0.00	0.00	0.00	0.00	200.00	10,448,903.21	0.00	0.00	0.00	0.00	6,567,807.97	3,881,095.24	0.00	0.00	10,448,903.21			
Advice to Debit Account	56,484,637.21	27,014,877.71	0.00	0.00	83,499,514.92	15,307.70	63,737.33	0.00	0.00	79,045.03	0.00	133,336.54	0.00	0.00	133,336.54	212,381.57	83,711,896.49	0.00	0.00	0.00	0.00	56,499,944.91	27,211,951.58	0.00	0.00	83,711,896.49			
Notice of Transfer Allocations (NTA)	2,369,133.15	2,279,110.32	0.00	0.00	4,648,243.47	0.00	0.00	0.00	0.00	0.00	0.00	0.00	0.00	0.00	0.00	0.00	4,648,243.47	0.00	0.00	0.00	0.00	2,369,133.15	2,279,110.32	0.00	0.00	4,648,243.47			
MDS Checks Issued	95,217.82	1,196,062.18	0.00	0.00	1,291,280.00	0.00	0.00	0.00	0.00	0.00	0.00	0.00	0.00	0.00	0.00	0.00	1,291,280.00	0.00	0.00	0.00	0.00	95,217.82	1,196,062.18	0.00	0.00	1,291,280.00			
Advice to Debit Account	2,273,915.33	1,083,048.14	0.00	0.00	3,356,963.47	0.00	0.00	0.00	0.00	0.00	0.00	0.00	0.00	0.00	0.00	0.00	3,356,963.47	0.00	0.00	0.00	0.00	2,273,915.33	1,083,048.14	0.00	0.00	3,356,963.47			
Working Fund for FAPs	0.00	0.00	0.00	0.00	0.00	0.00	0.00	0.00	0.00	0.00	0.00	0.00	0.00	0.00	0.00	0.00	0.00	0.00	0.00	0.00	0.00	0.00	0.00	0.00	0.00	0.00	0.00		
Cash Disbursement Ceiling (CDC)	0.00	0.00	0.00	0.00	0.00	0.00	0.00	0.00	0.00	0.00	0.00	0.00	0.00	0.00	0.00	0.00	0.00	0.00	0.00	0.00	0.00	0.00	0.00	0.00	0.00	0.00	0.00	0.00	
TOTAL CASH DISBURSEMENTS	65,421,378.33	33,175,083.27	0.00	0.00	98,596,461.60	15,507.70	63,737.33	0.00	0.00	79,245.03	0.00	133,336.54	0.00	0.00	133,336.54	212,581.57	98,809,043.17	0.00	0.00	0.00	0.00	65,436,886.03	33,372,157.14	0.00	0.00	98,809,043.17			
NON-CASH DISBURSEMENTS	6,602,837.81	724,751.31	0.00	0.00	7,327,589.12	0.00	9,173.13	0.00	0.00	9,173.13	0.00	5,370.16	0.00	0.00	5,370.16	14,543.29	7,342,132.41	0.00	0.00	0.00	0.00	6,602,837.81	739,294.60	0.00	0.00	7,342,132.41			
Tax Remittance Advices Issued (TRA)	6,602,837.81	712,586.80	0.00	0.00	7,315,424.61	0.00	4,556.90	0.00	0.00	4,556.90	0.00	5,370.16	0.00	0.00	5,370.16	9,927.06	7,325,351.67	0.00	0.00	0.00	0.00	6,602,837.81	722,513.86	0.00	0.00	7,325,351.67			
Non-Cash Availment Authority (NCAA)	0.00	0.00	0.00	0.00	0.00	0.00	0.00	0.00	0.00	0.00	0.00	0.00	0.00	0.00	0.00	0.00	0.00	0.00	0.00	0.00	0.00	0.00	0.00	0.00	0.00	0.00	0.00		
Disbursements effected through outright deductions from claims (please specify...)	0.00	12,164.51	0.00	0.00	12,164.51	0.00	4,616.23	0.00	0.00	4,616.23	0.00	0.00	0.00	0.00	0.00	4,616.23	16,780.74	0.00	0.00	0.00	0.00	0.00	16,780.74	0.00	0.00	16,780.74			
Overpayment of expenses(e.g. personnel benefits)	0.00	0.00	0.00	0.00	0.00	0.00	0.00	0.00	0.00	0.00	0.00	0.00	0.00	0.00	0.00	0.00	0.00	0.00	0.00	0.00	0.00	0.00	0.00	0.00	0.00	0.00	0.00	0.00	
Restitution for loss of government property	0.00	0.00	0.00	0.00	0.00	0.00	0.00	0.00	0.00	0.00	0.00	0.00	0.00	0.00	0.00	0.00	0.00	0.00	0.00	0.00	0.00	0.00	0.00	0.00	0.00	0.00	0.00	0.00	
Liquidated damages and similar claims	0.00	12,164.51	0.00	0.00	12,164.51	0.00	4,616.23	0.00	0.00	4,616.23	0.00	0.00	0.00	0.00	0.00	4,616.23	16,780.74	0.00	0.00	0.00	0.00	0.00	16,780.74	0.00	0.00	16,780.74			
Others(TEF, BTr-Documentary Stamp Tax, etc.)	0.00	0.00	0.00	0.00	0.00	0.00	0.00	0.00	0.00	0.00	0.00	0.00	0.00	0.00	0.00	0.00	0.00	0.00	0.00	0.00	0.00	0.00	0.00	0.00	0.00	0.00	0.00	0.00	
TOTAL NON-CASH DISBURSEMENTS	6,602,837.81	724,751.31	0.00	0.00	7,327,589.12	0.00	9,173.13	0.00	0.00	9,173.13	0.00	5,370.16	0.00	0.00	5,370.16	14,543.29	7,342,132.41	0.00	0.00	0.00	0.00	6,602,837.81	739,294.60	0.00	0.00	7,342,132.41			
GRAND TOTAL	72,024,216.14	33,899,834.58	0.00	0.00	109,924,050.72	15,507.70	72,910.46	0.00	0.00	88,418.16	0.00	138,706.70	0.00	0.00	138,706.70	227,124.86	106,151,175.58	0.00	0.00	0.00	0.00	72,039,723.84	34,111,451.74	0.00	0.00	106,151,175.58			

Particulars	Previous Report (2)	This Month (3)	As at Date (4)
Total Disbursement Authorities Received	789,838,263.64	116,647,538.94	906,485,802.58
NCA	722,255,269.00	91,837,000.00	814,092,269.00
NTA	26,896,453.61	17,485,187.27	44,381,640.88
Working Fund	0.00	0.00	0.00
TRA	40,686,541.03	7,325,351.67	48,011,892.70
CDC	0.00	0.00	0.00
NCAA	0.00	0.00	0.00
Less: Notice of Transfer of Allocations (NTA)* issued	26,896,453.61	17,485,187.27	44,381,640.88
Total Disbursement Authorities Available	762,941,810.03	99,162,351.67	862,104,161.70
Less:	0.00	0.00	0.00
Lapsed NCA Disbursements	2,033,872.24	0.00	2,033,872.24
Less: Other Non-Cash Disbursements	730,164,882.45	106,151,175.58	836,316,058.03
Disbursements effected through outright deductions from claims	168,926.77	16,780.74	185,707.51
Overpayment of expenses(e.g. personnel benefits)	0.00	0.00	0.00
Restitution for loss of government property	0.00	0.00	0.00
Liquidated damages and similar claims	168,926.77	16,780.74	185,707.51
Others (e.g. TEF, BTr, Docs Stamp, etc.)	0.00	0.00	0.00
Add/Less: Adjustments (e.g. cancelled/staled checks)	0.00	0.00	0.00
Balance of Disbursement Authorities as at date	30,911,982.11	(6,972,043.17)	23,939,938.94
Total Disbursements Program	762,941,810.03	99,162,351.67	862,104,161.70
Less: *Actual Disbursements	729,995,955.68	106,134,394.84	836,130,350.52
(Over)/Under spending	32,945,854.35	(6,972,043.17)	25,973,811.18

Notes: * The use of NTA is discouraged
Notes: ** Amounts should tally with the grand total disbursement (column 27).

Certified Correct:


GLORIA D. MENDOZA
OIC, Financial and Management Division
Concurrent Chief Accountant

Approved by:


ATTY. DANILO U. UYKIENG
OIC, Director



MONTHLY REPORT OF DISBURSEMENTS
For the month of August 2023

Department of Environment and Natural Resources (DENR)
Mines and Geosciences Bureau
ALL
ALL
ALL
03 - Special Account - Locally Funded/Domestic Grants Fund
(e.g. UACS Fund Cluster: 01-Regular Agency Fund, 02-Foreign Assisted Projects Fund, 03-Special Account-Locally Fund Cluster)

Particulars	Current Year Budget																	Trust Liabilities				Grand Total				Remarks	
	Prior Year's Budget					Prior Year's Accounts Payable					Current Year's Accounts Payable					TOTAL L	SUB-TOTAL	PS	MOOE	CO	TOTAL	PS	MOOE	FinEx	CO		TOTAL
	PS	MOOE	FinEx	CO	TOTAL	PS	MOOE	FinEx	CO	Sub-Total	PS	MOOE	FinEx	CO	Sub-Total												
1	2	3	4	5	6=(2+3+4+5)	7	8	9	10	11=(7+8+9+10)	12	13	14	15	16=(12+13+14+15)	17=(11+16)	18	19	20	21	22	23	24	25	26	27	28
CASH DISBURSEMENTS	0.00	4,896,037.35	0.00	26,878,467.52	31,774,504.87	0.00	0.00	0.00	0.00	0.00	0.00	0.00	0.00	0.00	0.00	0.00	31,774,504.87	0.00	0.00	0.00	0.00	0.00	4,896,037.35	0.00	26,878,467.52	31,774,504.87	
Notice of Cash Allocation (NCA)	0.00	988,979.48	0.00	26,878,467.52	27,867,447.00	0.00	0.00	0.00	0.00	0.00	0.00	0.00	0.00	0.00	0.00	0.00	27,867,447.00	0.00	0.00	0.00	0.00	0.00	988,979.48	0.00	26,878,467.52	27,867,447.00	
MDS Checks Issued	0.00	0.00	0.00	0.00	0.00	0.00	0.00	0.00	0.00	0.00	0.00	0.00	0.00	0.00	0.00	0.00	0.00	0.00	0.00	0.00	0.00	0.00	0.00	0.00	0.00	0.00	
Advice to Debit Account	0.00	988,979.48	0.00	26,878,467.52	27,867,447.00	0.00	0.00	0.00	0.00	0.00	0.00	0.00	0.00	0.00	0.00	0.00	27,867,447.00	0.00	0.00	0.00	0.00	0.00	988,979.48	0.00	26,878,467.52	27,867,447.00	
Notice of Transfer Allocations (NTA)	0.00	3,907,057.87	0.00	0.00	3,907,057.87	0.00	0.00	0.00	0.00	0.00	0.00	0.00	0.00	0.00	0.00	0.00	3,907,057.87	0.00	0.00	0.00	0.00	0.00	3,907,057.87	0.00	0.00	3,907,057.87	
MDS Checks Issued	0.00	1,618,699.72	0.00	0.00	1,618,699.72	0.00	0.00	0.00	0.00	0.00	0.00	0.00	0.00	0.00	0.00	0.00	1,618,699.72	0.00	0.00	0.00	0.00	0.00	1,618,699.72	0.00	0.00	1,618,699.72	
Advice to Debit Account	0.00	2,288,358.15	0.00	0.00	2,288,358.15	0.00	0.00	0.00	0.00	0.00	0.00	0.00	0.00	0.00	0.00	0.00	2,288,358.15	0.00	0.00	0.00	0.00	0.00	2,288,358.15	0.00	0.00	2,288,358.15	
Working Fund for FAPs	0.00	0.00	0.00	0.00	0.00	0.00	0.00	0.00	0.00	0.00	0.00	0.00	0.00	0.00	0.00	0.00	0.00	0.00	0.00	0.00	0.00	0.00	0.00	0.00	0.00	0.00	
Cash Disbursement Ceiling (CDC)	0.00	0.00	0.00	0.00	0.00	0.00	0.00	0.00	0.00	0.00	0.00	0.00	0.00	0.00	0.00	0.00	0.00	0.00	0.00	0.00	0.00	0.00	0.00	0.00	0.00	0.00	
TOTAL CASH DISBURSEMENTS	0.00	4,896,037.35	0.00	26,878,467.52	31,774,504.87	0.00	0.00	0.00	0.00	0.00	0.00	0.00	0.00	0.00	0.00	0.00	31,774,504.87	0.00	0.00	0.00	0.00	0.00	4,896,037.35	0.00	26,878,467.52	31,774,504.87	
NON-CASH DISBURSEMENTS	0.00	92,408.26	0.00	1,521,422.68	1,613,830.94	0.00	0.00	0.00	0.00	0.00	0.00	0.00	0.00	0.00	0.00	0.00	1,613,830.94	0.00	0.00	0.00	0.00	0.00	92,408.26	0.00	1,521,422.68	1,613,830.94	
Tax Remittance Advices Issued (TRA)	0.00	92,408.26	0.00	1,521,422.68	1,613,830.94	0.00	0.00	0.00	0.00	0.00	0.00	0.00	0.00	0.00	0.00	0.00	1,613,830.94	0.00	0.00	0.00	0.00	0.00	92,408.26	0.00	1,521,422.68	1,613,830.94	
Non-Cash Availment Authority (NCAA)	0.00	0.00	0.00	0.00	0.00	0.00	0.00	0.00	0.00	0.00	0.00	0.00	0.00	0.00	0.00	0.00	0.00	0.00	0.00	0.00	0.00	0.00	0.00	0.00	0.00	0.00	
Disbursements effected through outright deductions from claims (please specify...)	0.00	0.00	0.00	0.00	0.00	0.00	0.00	0.00	0.00	0.00	0.00	0.00	0.00	0.00	0.00	0.00	0.00	0.00	0.00	0.00	0.00	0.00	0.00	0.00	0.00	0.00	
Overpayment of expenses(e.g. personnel benefits)	0.00	0.00	0.00	0.00	0.00	0.00	0.00	0.00	0.00	0.00	0.00	0.00	0.00	0.00	0.00	0.00	0.00	0.00	0.00	0.00	0.00	0.00	0.00	0.00	0.00	0.00	
Restitution for loss of government property	0.00	0.00	0.00	0.00	0.00	0.00	0.00	0.00	0.00	0.00	0.00	0.00	0.00	0.00	0.00	0.00	0.00	0.00	0.00	0.00	0.00	0.00	0.00	0.00	0.00	0.00	
Liquidated damages and similar claims	0.00	0.00	0.00	0.00	0.00	0.00	0.00	0.00	0.00	0.00	0.00	0.00	0.00	0.00	0.00	0.00	0.00	0.00	0.00	0.00	0.00	0.00	0.00	0.00	0.00	0.00	
Others(TEF, BTr-Documentary Stamp Tax, etc.)	0.00	0.00	0.00	0.00	0.00	0.00	0.00	0.00	0.00	0.00	0.00	0.00	0.00	0.00	0.00	0.00	0.00	0.00	0.00	0.00	0.00	0.00	0.00	0.00	0.00	0.00	
TOTAL NON-CASH DISBURSEMENTS	0.00	92,408.26	0.00	1,521,422.68	1,613,830.94	0.00	0.00	0.00	0.00	0.00	0.00	0.00	0.00	0.00	0.00	0.00	1,613,830.94	0.00	0.00	0.00	0.00	0.00	92,408.26	0.00	1,521,422.68	1,613,830.94	
GRAND TOTAL	0.00	4,988,445.61	0.00	28,399,890.20	33,388,335.81	0.00	0.00	0.00	0.00	0.00	0.00	0.00	0.00	0.00	0.00	0.00	33,388,335.81	0.00	0.00	0.00	0.00	0.00	4,988,445.61	0.00	28,399,890.20	33,388,335.81	

Particulars (1)	Previous Report (2)	This Month (3)	As at Date (4)
Total Disbursement Authorities Received	78,087,489.03	10,147,858.30	88,235,347.33
NCA	62,082,473.00	5,849,000.00	67,931,473.00
NTA	15,145,724.04	2,685,027.36	17,830,751.40
Working Fund	0.00	0.00	0.00
TRA	859,291.99	1,613,830.94	2,473,122.93
CDC	0.00	0.00	0.00
NCAA	0.00	0.00	0.00
Less: Notice of Transfer of Allocations (NTA)* issued	15,145,724.04	2,685,027.36	17,830,751.40
Total Disbursement Authorities Available	62,941,764.99	7,462,830.94	70,404,595.93
Less:	0.00	0.00	0.00
Lapsed NCA	252,914.99	0.00	252,914.99
Disbursements	25,024,033.34	33,388,335.81	58,412,369.15
Less: Other Non-Cash Disbursements	843,196.92	0.00	843,196.92
Disbursements effected through outright deductions from claims	843,196.92	0.00	843,196.92
Overpayment of expenses(e.g. personnel benefits)	0.00	0.00	0.00
Restitution for loss of government property	0.00	0.00	0.00
Liquidated damages and similar claims	843,196.92	0.00	843,196.92
Others (e.g. TEF, BTr, Docs Stamp, etc.)	0.00	0.00	0.00
Add/Less: Adjustments (e.g. cancelled/staled checks)	0.00	0.00	0.00
Balance of Disbursement Authorities as at date	38,508,013.58	(25,925,504.87)	12,582,508.71
Total Disbursements Program	62,941,764.99	7,462,830.94	70,404,595.93
Less: *Actual Disbursements	24,180,836.42	33,388,335.81	57,569,172.23
(Over)/Under spending	38,760,928.57	(25,925,504.87)	12,835,423.70

Notes: * The use of NTA is discouraged
Notes: ** Amounts should tally with the grand total disbursement (column 27).



Certified Correct:

[Signature]
GLORIA D. MENDOZA
OIC, Financial and Management Division
Concurrent Chief Accountant

Approved by:

[Signature]
ATTY. DANILO U. UYKIENG
OIC, Director

MONTHLY REPORT OF DISBURSEMENTS
For the month of August 2023


Department of Environment and Natural Resources (DENR)
Mines and Geosciences Bureau
ALL
ALL
ALL
07 - Trust Receipts

Particulars	Current Year Budget					Prior Year's Budget											Trust Liabilities				Grand Total					Remarks		
	PS	MOOE	FinEx	CO	TOTAL	Prior Year's Accounts Payable					Current Year's Accounts Payable						PS	MOOE	CO	TOTAL	PS	MOOE	FinEx	CO	TOTAL			
						PS	MOOE	FinEx	CO	Sub-Total	PS	MOOE	FinEx	CO	Sub-Total	TOTAL	SUB-TOTAL	PS	MOOE	CO	TOTAL	PS	MOOE	FinEx	CO		TOTAL	
1	2	3	4	5	6=(2+3+4+5)	7	8	9	10	11=(7+8+9+10)	12	13	14	15	16=(12+13+14+15)	17=(11+16)	18=(6+17)	19	20	21	22=(19+20+21)	23	24	25	26	27=(23+24+25+26)	28	
CASH DISBURSEMENTS	54,067.36	9,200.00	0.00	0.00	63,267.36	0.00	0.00	0.00	0.00	0.00	0.00	0.00	0.00	0.00	0.00	0.00	63,267.36	0.00	0.00	0.00	0.00	54,067.36	9,200.00	0.00	0.00	63,267.36		
Notice of Cash Allocation (NCA)	54,067.36	9,200.00	0.00	0.00	63,267.36	0.00	0.00	0.00	0.00	0.00	0.00	0.00	0.00	0.00	0.00	0.00	63,267.36	0.00	0.00	0.00	0.00	54,067.36	9,200.00	0.00	0.00	63,267.36		
MDS Checks Issued	54,067.36	9,200.00	0.00	0.00	63,267.36	0.00	0.00	0.00	0.00	0.00	0.00	0.00	0.00	0.00	0.00	0.00	63,267.36	0.00	0.00	0.00	0.00	54,067.36	9,200.00	0.00	0.00	63,267.36		
Advice to Debit Account	0.00	0.00	0.00	0.00	0.00	0.00	0.00	0.00	0.00	0.00	0.00	0.00	0.00	0.00	0.00	0.00	0.00	0.00	0.00	0.00	0.00	0.00	0.00	0.00	0.00	0.00	0.00	
Notice of Transfer Allocations (NTA)	0.00	0.00	0.00	0.00	0.00	0.00	0.00	0.00	0.00	0.00	0.00	0.00	0.00	0.00	0.00	0.00	0.00	0.00	0.00	0.00	0.00	0.00	0.00	0.00	0.00	0.00	0.00	
MDS Checks Issued	0.00	0.00	0.00	0.00	0.00	0.00	0.00	0.00	0.00	0.00	0.00	0.00	0.00	0.00	0.00	0.00	0.00	0.00	0.00	0.00	0.00	0.00	0.00	0.00	0.00	0.00	0.00	
Advice to Debit Account	0.00	0.00	0.00	0.00	0.00	0.00	0.00	0.00	0.00	0.00	0.00	0.00	0.00	0.00	0.00	0.00	0.00	0.00	0.00	0.00	0.00	0.00	0.00	0.00	0.00	0.00	0.00	
Working Fund for FAPs	0.00	0.00	0.00	0.00	0.00	0.00	0.00	0.00	0.00	0.00	0.00	0.00	0.00	0.00	0.00	0.00	0.00	0.00	0.00	0.00	0.00	0.00	0.00	0.00	0.00	0.00	0.00	
Cash Disbursement Ceiling (CDC)	0.00	0.00	0.00	0.00	0.00	0.00	0.00	0.00	0.00	0.00	0.00	0.00	0.00	0.00	0.00	0.00	0.00	0.00	0.00	0.00	0.00	0.00	0.00	0.00	0.00	0.00	0.00	
TOTAL CASH DISBURSEMENTS	54,067.36	9,200.00	0.00	0.00	63,267.36	0.00	0.00	0.00	0.00	0.00	0.00	0.00	0.00	0.00	0.00	0.00	63,267.36	0.00	0.00	0.00	0.00	54,067.36	9,200.00	0.00	0.00	63,267.36		
NON-CASH DISBURSEMENTS	0.00	0.00	0.00	0.00	0.00	0.00	0.00	0.00	0.00	0.00	0.00	0.00	0.00	0.00	0.00	0.00	0.00	0.00	0.00	0.00	0.00	0.00	0.00	0.00	0.00	0.00	0.00	
Tax Remittance Advices Issued (TRA)	0.00	0.00	0.00	0.00	0.00	0.00	0.00	0.00	0.00	0.00	0.00	0.00	0.00	0.00	0.00	0.00	0.00	0.00	0.00	0.00	0.00	0.00	0.00	0.00	0.00	0.00	0.00	
Non-Cash Availment Authority (NCAA)	0.00	0.00	0.00	0.00	0.00	0.00	0.00	0.00	0.00	0.00	0.00	0.00	0.00	0.00	0.00	0.00	0.00	0.00	0.00	0.00	0.00	0.00	0.00	0.00	0.00	0.00	0.00	
Disbursements effected through outright deductions from claims (please specify...)	0.00	0.00	0.00	0.00	0.00	0.00	0.00	0.00	0.00	0.00	0.00	0.00	0.00	0.00	0.00	0.00	0.00	0.00	0.00	0.00	0.00	0.00	0.00	0.00	0.00	0.00	0.00	
Overpayment of expenses(e.g. personnel benefits)	0.00	0.00	0.00	0.00	0.00	0.00	0.00	0.00	0.00	0.00	0.00	0.00	0.00	0.00	0.00	0.00	0.00	0.00	0.00	0.00	0.00	0.00	0.00	0.00	0.00	0.00	0.00	
Restitution for loss of government property	0.00	0.00	0.00	0.00	0.00	0.00	0.00	0.00	0.00	0.00	0.00	0.00	0.00	0.00	0.00	0.00	0.00	0.00	0.00	0.00	0.00	0.00	0.00	0.00	0.00	0.00	0.00	
Liquidated damages and similar claims	0.00	0.00	0.00	0.00	0.00	0.00	0.00	0.00	0.00	0.00	0.00	0.00	0.00	0.00	0.00	0.00	0.00	0.00	0.00	0.00	0.00	0.00	0.00	0.00	0.00	0.00	0.00	
Others(TEF, BTr-Documentary Stamp Tax, etc.)	0.00	0.00	0.00	0.00	0.00	0.00	0.00	0.00	0.00	0.00	0.00	0.00	0.00	0.00	0.00	0.00	0.00	0.00	0.00	0.00	0.00	0.00	0.00	0.00	0.00	0.00	0.00	
TOTAL NON-CASH DISBURSEMENTS	0.00	0.00	0.00	0.00	0.00	0.00	0.00	0.00	0.00	0.00	0.00	0.00	0.00	0.00	0.00	0.00	0.00	0.00	0.00	0.00	0.00	0.00	0.00	0.00	0.00	0.00	0.00	
GRAND TOTAL	54,067.36	9,200.00	0.00	0.00	63,267.36	0.00	0.00	0.00	0.00	0.00	0.00	0.00	0.00	0.00	0.00	0.00	63,267.36	0.00	0.00	0.00	0.00	54,067.36	9,200.00	0.00	0.00	63,267.36		

SUMMARY	Particulars (1)	Previous Report (2)	This Month (3)	As at Date (4)
Total Disbursement Authorities Received		6,347,522.00	0.00	6,347,522.00
NCA		6,347,522.00	0.00	6,347,522.00
NTA		0.00	0.00	0.00
Working Fund		0.00	0.00	0.00
TRA		0.00	0.00	0.00
CDC		0.00	0.00	0.00
NCAA		0.00	0.00	0.00
Less: Notice of Transfer of Allocations (NTA)* issued		0.00	0.00	0.00
Total Disbursement Authorities Available		6,347,522.00	0.00	6,347,522.00
Less:		0.00	0.00	0.00
Lapsed NCA		0.00	0.00	0.00
Disbursements		5,035,371.93	63,267.36	5,098,639.29
Less: Other Non-Cash Disbursements		0.00	0.00	0.00
Disbursements effected through outright deductions from claims		0.00	0.00	0.00
Overpayment of expenses(e.g. personnel benefits)		0.00	0.00	0.00
Restitution for loss of government property		0.00	0.00	0.00
Liquidated damages and similar claims		0.00	0.00	0.00
Others (e.g. TEF, BTr, Docs Stamp, etc.)		0.00	0.00	0.00
Add/Less: Adjustments (e.g. cancelled/staled checks)		0.00	0.00	0.00
Balance of Disbursement Authorities as at date		1,312,150.07	(63,267.36)	1,248,882.71
Total Disbursements Program		6,347,522.00	0.00	6,347,522.00
Less: *Actual Disbursements		5,035,371.93	63,267.36	5,098,639.29
(Over)/Under spending		1,312,150.07	(63,267.36)	1,248,882.71


Notes: * The use of NTA is discouraged
Notes: ** Amounts should tally with the grand total disbursement (column 27).

Certified Correct:


GLORIA D. MENDOZA
OIC, Financial and Management Division
Concurrent Chief Accountant

Approved by:


ATTY. DANILO U. UYKIENG
OIC, Director



MONTHLY REPORT OF DISBURSEMENTS
For the month of August 2023



Department of Environment and Natural Resources (DENR)
Mines and Geosciences Bureau
ALL
ALL
ALL
01 - Regular Agency Fund
(e.g. UACS Fund Cluster: 01-Regular Agency Fund, 02-Foreign Assisted Projects Fund, 03-Special Account-Locally Funded/Domestic Grants Fund, etc.)

Particulars	Current Year Budget					Prior Year's Accounts Payable				Current Year's Accounts Payable					TOTAL	SUB-TOTAL	Trust Liabilities				Grand Total					Remarks	
	PS	MOOE	FinEx	CO	TOTAL	PS	MOOE	FinEx	CO	Sub-Total	PS	MOOE	FinEx	CO			Sub-Total	PS	MOOE	CO	TOTAL	PS	MOOE	FinEx	CO		TOTAL
	2	3	4	5	6=(2+3+4+5)	7	8	9	10	11=(7+8+9+10)	12	13	14	15			16=(12+13+14+15)	17=(11+16)	18=(6+17)	19	20	21	22=(19+20+21)	23	24		25
CASH DISBURSEMENTS	65,421,378.33	33,175,083.27	0.00	0.00	98,596,461.60	15,507.70	63,737.33	0.00	0.00	79,245.03	0.00	133,336.54	0.00	0.00	133,336.54	212,581.57	98,809,043.17	0.00	0.00	0.00	0.00	65,436,886.03	33,372,157.14	0.00	0.00	0.00	98,809,043.17
Notice of Cash Allocation (NCA)	63,052,245.18	30,895,972.95	0.00	0.00	93,948,218.13	15,507.70	63,737.33	0.00	0.00	79,245.03	0.00	133,336.54	0.00	0.00	133,336.54	212,581.57	94,160,799.70	0.00	0.00	0.00	0.00	63,067,752.88	31,093,046.82	0.00	0.00	0.00	94,160,799.70
MDS Checks Issued	6,567,607.97	3,881,095.24	0.00	0.00	10,448,703.21	200.00	0.00	0.00	0.00	200.00	0.00	0.00	0.00	0.00	200.00	200.00	10,448,903.21	0.00	0.00	0.00	0.00	6,567,807.97	3,881,095.24	0.00	0.00	0.00	10,448,903.21
National Capital Region (NCR)	400,866.00	86,058.32	0.00	0.00	486,924.32	200.00	0.00	0.00	0.00	200.00	0.00	0.00	0.00	0.00	200.00	200.00	487,124.32	0.00	0.00	0.00	0.00	401,066.00	86,058.32	0.00	0.00	0.00	487,124.32
Central Office	400,866.00	86,058.32	0.00	0.00	486,924.32	200.00	0.00	0.00	0.00	200.00	0.00	0.00	0.00	0.00	200.00	200.00	487,124.32	0.00	0.00	0.00	0.00	401,066.00	86,058.32	0.00	0.00	0.00	487,124.32
Region I - Ilocos	86,479.08	794,130.65	0.00	0.00	880,609.73	0.00	0.00	0.00	0.00	0.00	0.00	0.00	0.00	0.00	0.00	0.00	880,609.73	0.00	0.00	0.00	0.00	86,479.08	794,130.65	0.00	0.00	0.00	880,609.73
Regional Office - I	86,479.08	794,130.65	0.00	0.00	880,609.73	0.00	0.00	0.00	0.00	0.00	0.00	0.00	0.00	0.00	0.00	0.00	880,609.73	0.00	0.00	0.00	0.00	86,479.08	794,130.65	0.00	0.00	0.00	880,609.73
Cordillera Administrative Region (CAR)	1,052,228.76	386,104.94	0.00	0.00	1,438,333.70	0.00	0.00	0.00	0.00	0.00	0.00	0.00	0.00	0.00	0.00	0.00	1,438,333.70	0.00	0.00	0.00	0.00	1,052,228.76	386,104.94	0.00	0.00	0.00	1,438,333.70
Regional Office - CAR	1,052,228.76	386,104.94	0.00	0.00	1,438,333.70	0.00	0.00	0.00	0.00	0.00	0.00	0.00	0.00	0.00	0.00	0.00	1,438,333.70	0.00	0.00	0.00	0.00	1,052,228.76	386,104.94	0.00	0.00	0.00	1,438,333.70
Region II - Cagayan Valley	1,016,700.53	178,014.05	0.00	0.00	1,194,714.58	0.00	0.00	0.00	0.00	0.00	0.00	0.00	0.00	0.00	0.00	0.00	1,194,714.58	0.00	0.00	0.00	0.00	1,016,700.53	178,014.05	0.00	0.00	0.00	1,194,714.58
Regional Office - II	1,016,700.53	178,014.05	0.00	0.00	1,194,714.58	0.00	0.00	0.00	0.00	0.00	0.00	0.00	0.00	0.00	0.00	0.00	1,194,714.58	0.00	0.00	0.00	0.00	1,016,700.53	178,014.05	0.00	0.00	0.00	1,194,714.58
Region III - Central Luzon	125,323.26	722,374.17	0.00	0.00	847,697.43	0.00	0.00	0.00	0.00	0.00	0.00	0.00	0.00	0.00	0.00	0.00	847,697.43	0.00	0.00	0.00	0.00	125,323.26	722,374.17	0.00	0.00	0.00	847,697.43
Regional Office - III	125,323.26	722,374.17	0.00	0.00	847,697.43	0.00	0.00	0.00	0.00	0.00	0.00	0.00	0.00	0.00	0.00	0.00	847,697.43	0.00	0.00	0.00	0.00	125,323.26	722,374.17	0.00	0.00	0.00	847,697.43
Region IVA - CALABARZON	61,490.00	126,597.47	0.00	0.00	188,087.47	0.00	0.00	0.00	0.00	0.00	0.00	0.00	0.00	0.00	0.00	0.00	188,087.47	0.00	0.00	0.00	0.00	61,490.00	126,597.47	0.00	0.00	0.00	188,087.47
Regional Office - IVA	61,490.00	126,597.47	0.00	0.00	188,087.47	0.00	0.00	0.00	0.00	0.00	0.00	0.00	0.00	0.00	0.00	0.00	188,087.47	0.00	0.00	0.00	0.00	61,490.00	126,597.47	0.00	0.00	0.00	188,087.47
Region IVB - MIMAROPA	250.00	112,044.55	0.00	0.00	112,294.55	0.00	0.00	0.00	0.00	0.00	0.00	0.00	0.00	0.00	0.00	0.00	112,294.55	0.00	0.00	0.00	0.00	250.00	112,044.55	0.00	0.00	0.00	112,294.55
Regional Office - IVB	250.00	112,044.55	0.00	0.00	112,294.55	0.00	0.00	0.00	0.00	0.00	0.00	0.00	0.00	0.00	0.00	0.00	112,294.55	0.00	0.00	0.00	0.00	250.00	112,044.55	0.00	0.00	0.00	112,294.55
Region V - Bicol	23,300.00	78,058.03	0.00	0.00	101,358.03	0.00	0.00	0.00	0.00	0.00	0.00	0.00	0.00	0.00	0.00	0.00	101,358.03	0.00	0.00	0.00	0.00	23,300.00	78,058.03	0.00	0.00	0.00	101,358.03
Regional Office - V	23,300.00	78,058.03	0.00	0.00	101,358.03	0.00	0.00	0.00	0.00	0.00	0.00	0.00	0.00	0.00	0.00	0.00	101,358.03	0.00	0.00	0.00	0.00	23,300.00	78,058.03	0.00	0.00	0.00	101,358.03
Region VI - Western Visayas	906,825.19	384,479.66	0.00	0.00	1,291,304.85	0.00	0.00	0.00	0.00	0.00	0.00	0.00	0.00	0.00	0.00	0.00	1,291,304.85	0.00	0.00	0.00	0.00	906,825.19	384,479.66	0.00	0.00	0.00	1,291,304.85
Regional Office - VI	906,825.19	384,479.66	0.00	0.00	1,291,304.85	0.00	0.00	0.00	0.00	0.00	0.00	0.00	0.00	0.00	0.00	0.00	1,291,304.85	0.00	0.00	0.00	0.00	906,825.19	384,479.66	0.00	0.00	0.00	1,291,304.85
Region VII - Central Visayas	8,600.00	50,655.49	0.00	0.00	59,255.49	0.00	0.00	0.00	0.00	0.00	0.00	0.00	0.00	0.00	0.00	0.00	59,255.49	0.00	0.00	0.00	0.00	8,600.00	50,655.49	0.00	0.00	0.00	59,255.49
Regional Office - VII	8,600.00	50,655.49	0.00	0.00	59,255.49	0.00	0.00	0.00	0.00	0.00	0.00	0.00	0.00	0.00	0.00	0.00	59,255.49	0.00	0.00	0.00	0.00	8,600.00	50,655.49	0.00	0.00	0.00	59,255.49
Region VIII - Eastern Visayas	847,822.45	340,699.25	0.00	0.00	1,188,521.70	0.00	0.00	0.00	0.00	0.00	0.00	0.00	0.00	0.00	0.00	0.00	1,188,521.70	0.00	0.00	0.00	0.00	847,822.45	340,699.25	0.00	0.00	0.00	1,188,521.70
Regional Office - VIII	847,822.45	340,699.25	0.00	0.00	1,188,521.70	0.00	0.00	0.00	0.00	0.00	0.00	0.00	0.00	0.00	0.00	0.00	1,188,521.70	0.00	0.00	0.00	0.00	847,822.45	340,699.25	0.00	0.00	0.00	1,188,521.70
Region IX - Zamboanga Peninsula	942,589.08	78,464.37	0.00	0.00	1,021,053.45	0.00	0.00	0.00	0.00	0.00	0.00	0.00	0.00	0.00	0.00	0.00	1,021,053.45	0.00	0.00	0.00	0.00	942,589.08	78,464.37	0.00	0.00	0.00	1,021,053.45
Regional Office - IX	942,589.08	78,464.37	0.00	0.00	1,021,053.45	0.00	0.00	0.00	0.00	0.00	0.00	0.00	0.00	0.00	0.00	0.00	1,021,053.45	0.00	0.00	0.00	0.00	942,589.08	78,464.37	0.00	0.00	0.00	1,021,053.45
Region X - Northern Mindanao	716,378.82	8,188.24	0.00	0.00	724,567.06	0.00	0.00	0.00	0.00	0.00	0.00	0.00	0.00	0.00	0.00	0.00	724,567.06	0.00	0.00	0.00	0.00	716,378.82	8,188.24	0.00	0.00	0.00	724,567.06
Regional Office - X	716,378.82	8,188.24	0.00	0.00	724,567.06	0.00	0.00	0.00	0.00	0.00	0.00	0.00	0.00	0.00	0.00	0.00	724,567.06	0.00	0.00	0.00	0.00	716,378.82	8,188.24	0.00	0.00	0.00	724,567.06
Region XI - Davao	0.00	191,366.61	0.00	0.00	191,366.61	0.00	0.00	0.00	0.00	0.00	0.00	0.00	0.00	0.00	0.00	0.00	191,366.61	0.00	0.00	0.00	0.00	0.00	191,366.61	0.00	0.00	0.00	191,366.61
Regional Office - XI	0.00	191,366.61	0.00	0.00	191,366.61	0.00	0.00	0.00	0.00	0.00	0.00	0.00	0.00	0.00	0.00	0.00	191,366.61	0.00	0.00	0.00	0.00	0.00	191,366.61	0.00	0.00	0.00	191,366.61
Region XII - SOCCSKSARGEN	48,900.00	0.00	0.00	0.00	48,900.00	0.00	0.00	0.00	0.00	0.00	0.00	0.00	0.00	0.00	0.00	0.00	48,900.00	0.00	0.00	0.00	0.00	48,900.00	0.00	0.00	0.00	0.00	48,900.00
Regional Office - XII	48,900.00	0.00	0.00	0.00	48,900.00	0.00	0.00	0.00	0.00	0.00	0.00	0.00	0.00	0.00	0.00	0.00	48,900.00	0.00	0.00	0.00	0.00	48,900.00	0.00	0.00	0.00	0.00	48,900.00
Region XIII - CARAGA	329,854.80	343,859.44	0.00	0.00	673,714.24	0.00	0.00	0.00	0.00	0.00	0.00	0.00	0.00	0.00	0.00	0.00	673,714.24	0.00	0.00	0.00	0.00	329,854.80	343,859.44	0.00	0.00	0.00	673,714.24
Regional Office - XIII	329,854.80	343,859.44	0.00	0.00	673,714.24	0.00	0.00																				

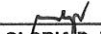
Particulars	Current Year Budget					Prior Year's Budget											Trust Liabilities				Grand Total					Remarks	
	PS	MOOE	FinEx	CO	TOTAL	Prior Year's Accounts Payable				Current Year's Accounts Payable							SUB-TOTAL	PS	MOOE	CO	TOTAL	PS	MOOE	FinEx	CO		TOTAL
						PS	MOOE	FinEx	CO	Sub-Total	PS	MOOE	FinEx	CO	Sub-Total	PS											
1	2	3	4	5	6=(2+3+4+5)	7	8	9	10	11=(7+8+9+10)	12	13	14	15	16=(12+13+14+15)	17=(11+16)	18=(6+17)	19	20	21	22=(19+20+21)	23	24	25	26	27=(23+24+25+26)	28
Region XI - Davao	2,606,072.39	1,752,297.27	0.00	0.00	4,358,369.66	0.00	0.00	0.00	0.00	0.00	0.00	26,498.11	0.00	0.00	26,498.11	26,498.11	4,384,867.77	0.00	0.00	0.00	0.00	2,606,072.39	1,778,795.38	0.00	0.00	4,384,867.77	
Regional Office - XI	2,606,072.39	1,752,297.27	0.00	0.00	4,358,369.66	0.00	0.00	0.00	0.00	0.00	0.00	26,498.11	0.00	0.00	26,498.11	26,498.11	4,384,867.77	0.00	0.00	0.00	0.00	2,606,072.39	1,778,795.38	0.00	0.00	4,384,867.77	
Region XII - SOCCSKSARGEN	2,605,541.19	34,549.81	0.00	0.00	2,640,091.00	0.00	0.00	0.00	0.00	0.00	0.00	0.00	0.00	0.00	0.00	0.00	2,640,091.00	0.00	0.00	0.00	0.00	2,605,541.19	34,549.81	0.00	0.00	2,640,091.00	
Regional Office - XII	2,605,541.19	34,549.81	0.00	0.00	2,640,091.00	0.00	0.00	0.00	0.00	0.00	0.00	0.00	0.00	0.00	0.00	0.00	2,640,091.00	0.00	0.00	0.00	0.00	2,605,541.19	34,549.81	0.00	0.00	2,640,091.00	
Region XIII - CAGAGA	3,619,157.97	2,197,224.60	0.00	0.00	5,816,382.57	0.00	0.00	0.00	0.00	0.00	0.00	0.00	0.00	0.00	0.00	0.00	5,816,382.57	0.00	0.00	0.00	0.00	3,619,157.97	2,197,224.60	0.00	0.00	5,816,382.57	
Regional Office - XIII	3,619,157.97	2,197,224.60	0.00	0.00	5,816,382.57	0.00	0.00	0.00	0.00	0.00	0.00	0.00	0.00	0.00	0.00	0.00	5,816,382.57	0.00	0.00	0.00	0.00	3,619,157.97	2,197,224.60	0.00	0.00	5,816,382.57	
Notice of Transfer Allocations (NTA)	2,369,133.15	2,279,110.32	0.00	0.00	4,648,243.47	0.00	0.00	0.00	0.00	0.00	0.00	0.00	0.00	0.00	0.00	0.00	4,648,243.47	0.00	0.00	0.00	0.00	2,369,133.15	2,279,110.32	0.00	0.00	4,648,243.47	
MDS Checks Issued	95,217.82	1,196,062.18	0.00	0.00	1,291,280.00	0.00	0.00	0.00	0.00	0.00	0.00	0.00	0.00	0.00	0.00	0.00	1,291,280.00	0.00	0.00	0.00	0.00	95,217.82	1,196,062.18	0.00	0.00	1,291,280.00	
Region II - Cagayan Valley	89,717.82	45,078.57	0.00	0.00	134,796.39	0.00	0.00	0.00	0.00	0.00	0.00	0.00	0.00	0.00	0.00	0.00	134,796.39	0.00	0.00	0.00	0.00	89,717.82	45,078.57	0.00	0.00	134,796.39	
Regional Office - II	89,717.82	45,078.57	0.00	0.00	134,796.39	0.00	0.00	0.00	0.00	0.00	0.00	0.00	0.00	0.00	0.00	0.00	134,796.39	0.00	0.00	0.00	0.00	89,717.82	45,078.57	0.00	0.00	134,796.39	
Region III - Central Luzon	0.00	16,006.88	0.00	0.00	16,006.88	0.00	0.00	0.00	0.00	0.00	0.00	0.00	0.00	0.00	0.00	0.00	16,006.88	0.00	0.00	0.00	0.00	0.00	16,006.88	0.00	0.00	16,006.88	
Regional Office - III	0.00	16,006.88	0.00	0.00	16,006.88	0.00	0.00	0.00	0.00	0.00	0.00	0.00	0.00	0.00	0.00	0.00	16,006.88	0.00	0.00	0.00	0.00	0.00	16,006.88	0.00	0.00	16,006.88	
Region IX - Zamboanga Peninsula	5,500.00	254,134.49	0.00	0.00	259,634.49	0.00	0.00	0.00	0.00	0.00	0.00	0.00	0.00	0.00	0.00	0.00	259,634.49	0.00	0.00	0.00	0.00	5,500.00	254,134.49	0.00	0.00	259,634.49	
Regional Office - IX	5,500.00	254,134.49	0.00	0.00	259,634.49	0.00	0.00	0.00	0.00	0.00	0.00	0.00	0.00	0.00	0.00	0.00	259,634.49	0.00	0.00	0.00	0.00	5,500.00	254,134.49	0.00	0.00	259,634.49	
Region XII - SOCCSKSARGEN	0.00	880,842.24	0.00	0.00	880,842.24	0.00	0.00	0.00	0.00	0.00	0.00	0.00	0.00	0.00	0.00	0.00	880,842.24	0.00	0.00	0.00	0.00	0.00	880,842.24	0.00	0.00	880,842.24	
Regional Office - XII	0.00	880,842.24	0.00	0.00	880,842.24	0.00	0.00	0.00	0.00	0.00	0.00	0.00	0.00	0.00	0.00	0.00	880,842.24	0.00	0.00	0.00	0.00	0.00	880,842.24	0.00	0.00	880,842.24	
Advice to Debit Account	2,273,915.33	1,083,048.14	0.00	0.00	3,356,963.47	0.00	0.00	0.00	0.00	0.00	0.00	0.00	0.00	0.00	0.00	0.00	3,356,963.47	0.00	0.00	0.00	0.00	2,273,915.33	1,083,048.14	0.00	0.00	3,356,963.47	
Region II - Cagayan Valley	61,219.00	54,795.94	0.00	0.00	116,014.94	0.00	0.00	0.00	0.00	0.00	0.00	0.00	0.00	0.00	0.00	0.00	116,014.94	0.00	0.00	0.00	0.00	61,219.00	54,795.94	0.00	0.00	116,014.94	
Regional Office - II	61,219.00	54,795.94	0.00	0.00	116,014.94	0.00	0.00	0.00	0.00	0.00	0.00	0.00	0.00	0.00	0.00	0.00	116,014.94	0.00	0.00	0.00	0.00	61,219.00	54,795.94	0.00	0.00	116,014.94	
Region III - Central Luzon	784,658.42	56,304.60	0.00	0.00	840,963.02	0.00	0.00	0.00	0.00	0.00	0.00	0.00	0.00	0.00	0.00	0.00	840,963.02	0.00	0.00	0.00	0.00	784,658.42	56,304.60	0.00	0.00	840,963.02	
Regional Office - III	784,658.42	56,304.60	0.00	0.00	840,963.02	0.00	0.00	0.00	0.00	0.00	0.00	0.00	0.00	0.00	0.00	0.00	840,963.02	0.00	0.00	0.00	0.00	784,658.42	56,304.60	0.00	0.00	840,963.02	
Region IVA - CALABARZON	0.00	91,263.27	0.00	0.00	91,263.27	0.00	0.00	0.00	0.00	0.00	0.00	0.00	0.00	0.00	0.00	0.00	91,263.27	0.00	0.00	0.00	0.00	0.00	91,263.27	0.00	0.00	91,263.27	
Regional Office - IVA	0.00	91,263.27	0.00	0.00	91,263.27	0.00	0.00	0.00	0.00	0.00	0.00	0.00	0.00	0.00	0.00	0.00	91,263.27	0.00	0.00	0.00	0.00	0.00	91,263.27	0.00	0.00	91,263.27	
Region IX - Zamboanga Peninsula	0.00	9,770.64	0.00	0.00	9,770.64	0.00	0.00	0.00	0.00	0.00	0.00	0.00	0.00	0.00	0.00	0.00	9,770.64	0.00	0.00	0.00	0.00	0.00	9,770.64	0.00	0.00	9,770.64	
Regional Office - IX	0.00	9,770.64	0.00	0.00	9,770.64	0.00	0.00	0.00	0.00	0.00	0.00	0.00	0.00	0.00	0.00	0.00	9,770.64	0.00	0.00	0.00	0.00	0.00	9,770.64	0.00	0.00	9,770.64	
Region XII - SOCCSKSARGEN	1,428,037.91	870,913.69	0.00	0.00	2,298,951.60	0.00	0.00	0.00	0.00	0.00	0.00	0.00	0.00	0.00	0.00	0.00	2,298,951.60	0.00	0.00	0.00	0.00	1,428,037.91	870,913.69	0.00	0.00	2,298,951.60	
Regional Office - XII	1,428,037.91	870,913.69	0.00	0.00	2,298,951.60	0.00	0.00	0.00	0.00	0.00	0.00	0.00	0.00	0.00	0.00	0.00	2,298,951.60	0.00	0.00	0.00	0.00	1,428,037.91	870,913.69	0.00	0.00	2,298,951.60	
TOTAL CASH DISBURSEMENTS	65,421,378.33	33,175,083.27	0.00	0.00	98,596,461.60	15,507.70	63,737.33	0.00	0.00	79,245.03	0.00	133,336.54	0.00	0.00	133,336.54	212,581.57	98,809,043.17	0.00	0.00	0.00	0.00	65,436,886.03	33,372,157.14	0.00	0.00	98,809,043.17	
NON-CASH DISBURSEMENTS	6,602,837.81	724,751.31	0.00	0.00	7,327,589.12	0.00	9,173.13	0.00	0.00	9,173.13	0.00	5,370.16	0.00	0.00	5,370.16	14,543.29	7,342,132.41	0.00	0.00	0.00	0.00	6,602,837.81	739,294.60	0.00	0.00	7,342,132.41	
Tax Remittance Advices Issued (TRA)	6,602,837.81	712,586.80	0.00	0.00	7,315,424.61	0.00	4,556.90	0.00	0.00	4,556.90	0.00	5,370.16	0.00	0.00	5,370.16	9,927.06	7,325,351.67	0.00	0.00	0.00	0.00	6,602,837.81	722,513.86	0.00	0.00	7,325,351.67	
National Capital Region (NCR)	1,309,423.22	251,077.31	0.00	0.00	1,560,500.53	0.00	4,556.90	0.00	0.00	4,556.90	0.00	3,870.27	0.00	0.00	3,870.27	8,427.17	1,568,927.70	0.00	0.00	0.00	0.00	1,309,423.22	259,504.48	0.00	0.00	1,568,927.70	
Central Office	1,309,423.22	251,077.31	0.00	0.00	1,560,500.53	0.00	4,556.90	0.00	0.00	4,556.90	0.00	3,870.27	0.00	0.00	3,870.27	8,427.17	1,568,927.70	0.00	0.00	0.00	0.00	1,309,423.22	259,504.48	0.00	0.00	1,568,927.70	
Region I - Ilocos	227,377.64	49,990.29	0.00	0.00	277,367.93	0.00	0.00	0.00	0.00	0.00	0.00	0.00	0.00	0.00	0.00	0.00	277,367.93	0.00	0.00	0.00	0.00	227,377.64	49,990.29	0.00	0.00	277,367.93	
Regional Office - I	227,377.64	49,990.29	0.00	0.00	277,367.93	0.00	0.00	0.00	0.00	0.00	0.00	0.00	0.00	0.00	0.00	0.00	277,367.93	0.00	0.00	0.00	0.00	227,377.64	49,990.29	0.00	0.00	277,367.93	
Cordillera Administrative Region (CAR)	205,682.65	17,447.31	0.00	0.00	223,129.96	0.00	0.00	0.00	0.00	0.00	0.00	0.00	0.00	0.00	0.00	0.00	223,129.96	0.00	0.00	0.00	0.00	205,682.65	17,447.31	0.00	0.00	223,129.96	
Regional Office - CAR	205,682.65	17,447.31	0.00	0.00	223,129.96	0.00	0.00</																				

SUMMARY

Particulars (1)	Previous Report	This Month	As at Date
	(2)	(3)	(4)
Total Disbursement Authorities Received	789,838,263.64	116,647,538.94	906,485,802.58
NCA	722,255,269.00	91,837,000.00	814,092,269.00
NTA	26,896,453.61	17,485,187.27	44,381,640.88
Working Fund	0.00	0.00	0.00
TRA	40,686,541.03	7,325,351.67	48,011,892.70
CDC	0.00	0.00	0.00
NCAA	0.00	0.00	0.00
Less: Notice of Transfer of Allocations (NTA)* issued	26,896,453.61	17,485,187.27	44,381,640.88
Total Disbursement Authorities Available	762,941,810.03	99,162,351.67	862,104,161.70
Less:	0.00	0.00	0.00
Lapsed NCA	2,033,872.24	0.00	2,033,872.24
Disbursements	730,164,882.45	106,151,175.58	836,316,058.03
Less: Other Non-Cash Disbursements	168,926.77	16,780.74	185,707.51
Disbursements effected through outright deductions from claims	168,926.77	16,780.74	185,707.51
Overpayment of expenses(e.g. personnel benefits)	0.00	0.00	0.00
Restitution for loss of government property	0.00	0.00	0.00
Liquidated damages and similar claims	168,926.77	16,780.74	185,707.51
Others (e.g. TEF, BTr, Docs Stamp, etc.)	0.00	0.00	0.00
Add/Less: Adjustments (e.g. cancelled/staled checks)	0.00	0.00	0.00
Balance of Disbursement Authorities as at date	30,911,982.11	(6,972,043.17)	23,939,938.94
Total Disbursements Program	762,941,810.03	99,162,351.67	862,104,161.70
Less: *Actual Disbursements	729,995,955.68	106,134,394.84	836,130,350.52
(Over)/Under spending	32,945,854.35	(6,972,043.17)	25,973,811.18

Notes: * The use of NTA is discouraged
 Notes: ** Amounts should tally with the grand total disbursement (column 27).

Certified Correct:



GLORIA D. MENDOZA
 OIC, Financial and Management Division
 Concurrent Chief Accountant

Approved by:



ATTY. DANILO U. UYKIENG
 OIC, Director


Particulars	Current Year Budget					Prior Year's Budget											Trust Liabilities				Grand Total					Remarks		
	PS	MOOE	FinEx	CO	TOTAL	Prior Year's Accounts Payable					Current Year's Accounts Payable						SUB-TOTAL	PS	MOOE	CO	TOTAL	PS	MOOE	FinEx	CO		TOTAL	
						PS	MOOE	FinEx	CO	Sub-Total	PS	MOOE	FinEx	CO	Sub-Total	TOTAL												
1	2	3	4	5	6=(2+3+4+5)	7	8	9	10	11=(7+8+9+10)	12	13	14	15	16=(12+13+14+15)	17=(11+16)	18=(6+17)	19	20	21	22=(19+20+21)	23	24	25	26	27=(23+24+25+26)	28	
Regional Office - CAR	0.00	2,492.23	0.00	0.00	2,492.23	0.00	0.00	0.00	0.00	0.00	0.00	0.00	0.00	0.00	0.00	0.00	2,492.23	0.00	0.00	0.00	0.00	0.00	2,492.23	0.00	0.00	0.00	2,492.23	
Region II - Cagayan Valley	0.00	3,900.00	0.00	0.00	3,900.00	0.00	0.00	0.00	0.00	0.00	0.00	0.00	0.00	0.00	0.00	0.00	3,900.00	0.00	0.00	0.00	0.00	0.00	3,900.00	0.00	0.00	0.00	3,900.00	
Regional Office - II	0.00	3,900.00	0.00	0.00	3,900.00	0.00	0.00	0.00	0.00	0.00	0.00	0.00	0.00	0.00	0.00	0.00	3,900.00	0.00	0.00	0.00	0.00	0.00	3,900.00	0.00	0.00	0.00	3,900.00	
Region III - Central Luzon	0.00	1,800.00	0.00	0.00	1,800.00	0.00	0.00	0.00	0.00	0.00	0.00	0.00	0.00	0.00	0.00	0.00	1,800.00	0.00	0.00	0.00	0.00	0.00	1,800.00	0.00	0.00	0.00	1,800.00	
Regional Office - III	0.00	1,800.00	0.00	0.00	1,800.00	0.00	0.00	0.00	0.00	0.00	0.00	0.00	0.00	0.00	0.00	0.00	1,800.00	0.00	0.00	0.00	0.00	0.00	1,800.00	0.00	0.00	0.00	1,800.00	
Region V - Bicol	0.00	1,296.17	0.00	0.00	1,296.17	0.00	0.00	0.00	0.00	0.00	0.00	0.00	0.00	0.00	0.00	0.00	1,296.17	0.00	0.00	0.00	0.00	0.00	1,296.17	0.00	0.00	0.00	1,296.17	
Regional Office - V	0.00	1,296.17	0.00	0.00	1,296.17	0.00	0.00	0.00	0.00	0.00	0.00	0.00	0.00	0.00	0.00	0.00	1,296.17	0.00	0.00	0.00	0.00	0.00	1,296.17	0.00	0.00	0.00	1,296.17	
Region VII - Central Visayas	0.00	12,824.22	0.00	0.00	12,824.22	0.00	0.00	0.00	0.00	0.00	0.00	0.00	0.00	0.00	0.00	0.00	12,824.22	0.00	0.00	0.00	0.00	0.00	12,824.22	0.00	0.00	0.00	12,824.22	
Regional Office - VII	0.00	12,824.22	0.00	0.00	12,824.22	0.00	0.00	0.00	0.00	0.00	0.00	0.00	0.00	0.00	0.00	0.00	12,824.22	0.00	0.00	0.00	0.00	0.00	12,824.22	0.00	0.00	0.00	12,824.22	
Region IX - Zamboanga Peninsula	0.00	9,778.19	0.00	0.00	9,778.19	0.00	0.00	0.00	0.00	0.00	0.00	0.00	0.00	0.00	0.00	0.00	9,778.19	0.00	0.00	0.00	0.00	0.00	9,778.19	0.00	0.00	0.00	9,778.19	
Regional Office - IX	0.00	9,778.19	0.00	0.00	9,778.19	0.00	0.00	0.00	0.00	0.00	0.00	0.00	0.00	0.00	0.00	0.00	9,778.19	0.00	0.00	0.00	0.00	0.00	9,778.19	0.00	0.00	0.00	9,778.19	
Region XII - SOCCSKSARGEN	0.00	17,436.62	0.00	0.00	17,436.62	0.00	0.00	0.00	0.00	0.00	0.00	0.00	0.00	0.00	0.00	0.00	17,436.62	0.00	0.00	0.00	0.00	0.00	17,436.62	0.00	0.00	0.00	17,436.62	
Regional Office - XII	0.00	17,436.62	0.00	0.00	17,436.62	0.00	0.00	0.00	0.00	0.00	0.00	0.00	0.00	0.00	0.00	0.00	17,436.62	0.00	0.00	0.00	0.00	0.00	17,436.62	0.00	0.00	0.00	17,436.62	
Region XIII - CARAGA	0.00	2,573.71	0.00	0.00	2,573.71	0.00	0.00	0.00	0.00	0.00	0.00	0.00	0.00	0.00	0.00	0.00	2,573.71	0.00	0.00	0.00	0.00	0.00	2,573.71	0.00	0.00	0.00	2,573.71	
Regional Office - XIII	0.00	2,573.71	0.00	0.00	2,573.71	0.00	0.00	0.00	0.00	0.00	0.00	0.00	0.00	0.00	0.00	0.00	2,573.71	0.00	0.00	0.00	0.00	0.00	2,573.71	0.00	0.00	0.00	2,573.71	
Disbursements effected through outright deductions from claims (please specify...)	0.00	0.00	0.00	0.00	0.00	0.00	0.00	0.00	0.00	0.00	0.00	0.00	0.00	0.00	0.00	0.00	0.00	0.00	0.00	0.00	0.00	0.00	0.00	0.00	0.00	0.00	0.00	0.00
Overpayment of expenses(e.g. personnel benefits)	0.00	0.00	0.00	0.00	0.00	0.00	0.00	0.00	0.00	0.00	0.00	0.00	0.00	0.00	0.00	0.00	0.00	0.00	0.00	0.00	0.00	0.00	0.00	0.00	0.00	0.00	0.00	0.00
Liquidated damages and similar claims	0.00	0.00	0.00	0.00	0.00	0.00	0.00	0.00	0.00	0.00	0.00	0.00	0.00	0.00	0.00	0.00	0.00	0.00	0.00	0.00	0.00	0.00	0.00	0.00	0.00	0.00	0.00	0.00
TOTAL NON-CASH DISBURSEMENTS	0.00	92,408.26	0.00	1,521,422.68	1,613,830.94	0.00	0.00	0.00	0.00	0.00	0.00	0.00	0.00	0.00	0.00	0.00	1,613,830.94	0.00	0.00	0.00	0.00	0.00	92,408.26	0.00	1,521,422.68	1,613,830.94		
GRAND TOTAL	0.00	4,988,445.61	0.00	28,399,890.20	33,388,335.81	0.00	0.00	0.00	0.00	0.00	0.00	0.00	0.00	0.00	0.00	0.00	33,388,335.81	0.00	0.00	0.00	0.00	0.00	4,988,445.61	0.00	28,399,890.20	33,388,335.81		

SUMMARY

Particulars	Previous Report (1)	This Month (2)	As at Date (3)	As at Date (4)
Total Disbursement Authorities Received	78,087,489.03	10,147,858.30	88,235,347.33	
NCA	62,082,473.00	5,849,000.00	67,931,473.00	
NTA	15,145,724.04	2,685,027.36	17,830,751.40	
Working Fund	0.00	0.00	0.00	
TRA	859,291.99	1,613,830.94	2,473,122.93	
CDC	0.00	0.00	0.00	
NCAA	0.00	0.00	0.00	
Less: Notice of Transfer of Allocations (NTA)* issued	15,145,724.04	2,685,027.36	17,830,751.40	
Total Disbursement Authorities Available	62,941,764.99	7,462,830.94	70,404,595.93	
Less:	0.00	0.00	0.00	
Lapsed NCA	252,914.99	0.00	252,914.99	
Disbursements	25,024,033.34	33,388,335.81	58,412,369.15	
Less: Other Non-Cash Disbursements	843,196.92	0.00	843,196.92	
Disbursements effected through outright deductions from claims	843,196.92	0.00	843,196.92	
Overpayment of expenses(e.g. personnel benefits)	0.00	0.00	0.00	
Restitution for loss of government property	0.00	0.00	0.00	
Liquidated damages and similar claims	843,196.92	0.00	843,196.92	
Others (e.g. TEF, BTr, Docs Stamp, etc.)	0.00	0.00	0.00	
Add/Less: Adjustments (e.g. cancelled/staled checks)	0.00	0.00	0.00	
Balance of Disbursement Authorities as at date	38,508,013.58	(25,925,504.87)	12,582,508.71	
Total Disbursements Program	62,941,764.99	7,462,830.94	70,404,595.93	
Less: *Actual Disbursements	24,180,836.42	33,388,335.81	57,569,172.23	
(Over)/Under spending	38,760,928.57	(25,925,504.87)	12,835,423.70	

Notes: * The use of NTA is discouraged
Notes: ** Amounts should tally with the grand total disbursement (column 27).

Certified Correct:



 GLORIA D. MENDOZA
 OIC, Financial and Management Division
 Concurrent Chief Accountant

Approved by:



 ATTY. DANILO U. UYKIENG
 OIC, Director


MONTHLY REPORT OF DISBURSEMENTS
For the month of August 2023

Department: Department of Environment and Natural Resources (DENR)
 Agency/Entity: Mines and Geosciences Bureau
 Region: ALL
 Division: ALL
 Operating Unit: ALL
 Fund Cluster: 07 - Trust Receipts
 (e.g. UACS Fund Cluster: 01-Regular Agency Fund, 02-Foreign Assisted Projects Fund, 03-Special Account-Locally Funded/Domestic Grants)

Particulars	Current Year Budget					Prior Year's Budget											Trust Liabilities				Grand Total					Remarks		
	PS	MOOE	FinEx	CO	TOTAL	Prior Year's Accounts Payable					Current Year's Accounts Payable						SUB-TOTAL	PS	MOOE	CO	TOTAL	PS	MOOE	FinEx	CO		TOTAL	
						PS	MOOE	FinEx	CO	Sub-Total	PS	MOOE	FinEx	CO	Sub-Total	TOTAL												
1	2	3	4	5	6=(2+3+4+5)	7	8	9	10	11=(7+8+9+10)	12	13	14	15	16=(12+13+14+15)	17=(11+16)	18=(6+17)	19	20	21	22=(19+20+21)	23	24	25	26	27=(23+24+25+26)	28	
CASH DISBURSEMENTS	54,067.36	9,200.00	0.00	0.00	63,267.36	0.00	0.00	0.00	0.00	0.00	0.00	0.00	0.00	0.00	0.00	0.00	63,267.36	0.00	0.00	0.00	0.00	54,067.36	9,200.00	0.00	0.00	63,267.36		
Notice of Cash Allocation (NCA)	54,067.36	9,200.00	0.00	0.00	63,267.36	0.00	0.00	0.00	0.00	0.00	0.00	0.00	0.00	0.00	0.00	0.00	63,267.36	0.00	0.00	0.00	0.00	54,067.36	9,200.00	0.00	0.00	63,267.36		
MDS Checks Issued	54,067.36	9,200.00	0.00	0.00	63,267.36	0.00	0.00	0.00	0.00	0.00	0.00	0.00	0.00	0.00	0.00	0.00	63,267.36	0.00	0.00	0.00	0.00	54,067.36	9,200.00	0.00	0.00	63,267.36		
National Capital Region (NCR)	54,067.36	9,200.00	0.00	0.00	63,267.36	0.00	0.00	0.00	0.00	0.00	0.00	0.00	0.00	0.00	0.00	0.00	63,267.36	0.00	0.00	0.00	0.00	54,067.36	9,200.00	0.00	0.00	63,267.36		
Central Office	54,067.36	9,200.00	0.00	0.00	63,267.36	0.00	0.00	0.00	0.00	0.00	0.00	0.00	0.00	0.00	0.00	0.00	63,267.36	0.00	0.00	0.00	0.00	54,067.36	9,200.00	0.00	0.00	63,267.36		
Notice of Transfer Allocations (NTA)	0.00	0.00	0.00	0.00	0.00	0.00	0.00	0.00	0.00	0.00	0.00	0.00	0.00	0.00	0.00	0.00	0.00	0.00	0.00	0.00	0.00	0.00	0.00	0.00	0.00	0.00	0.00	
MDS Checks Issued	0.00	0.00	0.00	0.00	0.00	0.00	0.00	0.00	0.00	0.00	0.00	0.00	0.00	0.00	0.00	0.00	0.00	0.00	0.00	0.00	0.00	0.00	0.00	0.00	0.00	0.00	0.00	
Advice to Debit Account	0.00	0.00	0.00	0.00	0.00	0.00	0.00	0.00	0.00	0.00	0.00	0.00	0.00	0.00	0.00	0.00	0.00	0.00	0.00	0.00	0.00	0.00	0.00	0.00	0.00	0.00	0.00	
TOTAL CASH DISBURSEMENTS	54,067.36	9,200.00	0.00	0.00	63,267.36	0.00	0.00	0.00	0.00	0.00	0.00	0.00	0.00	0.00	0.00	0.00	63,267.36	0.00	0.00	0.00	0.00	54,067.36	9,200.00	0.00	0.00	63,267.36		
NON-CASH DISBURSEMENTS	0.00	0.00	0.00	0.00	0.00	0.00	0.00	0.00	0.00	0.00	0.00	0.00	0.00	0.00	0.00	0.00	0.00	0.00	0.00	0.00	0.00	0.00	0.00	0.00	0.00	0.00	0.00	
Tax Remittance Advices Issued (TRA)	0.00	0.00	0.00	0.00	0.00	0.00	0.00	0.00	0.00	0.00	0.00	0.00	0.00	0.00	0.00	0.00	0.00	0.00	0.00	0.00	0.00	0.00	0.00	0.00	0.00	0.00	0.00	
Disbursements effected through outright deductions from claims (please specify...)	0.00	0.00	0.00	0.00	0.00	0.00	0.00	0.00	0.00	0.00	0.00	0.00	0.00	0.00	0.00	0.00	0.00	0.00	0.00	0.00	0.00	0.00	0.00	0.00	0.00	0.00	0.00	
Liquidated damages and similar claims	0.00	0.00	0.00	0.00	0.00	0.00	0.00	0.00	0.00	0.00	0.00	0.00	0.00	0.00	0.00	0.00	0.00	0.00	0.00	0.00	0.00	0.00	0.00	0.00	0.00	0.00	0.00	
Others(TEF, BTr-Documentary Stamp Tax, etc.)	0.00	0.00	0.00	0.00	0.00	0.00	0.00	0.00	0.00	0.00	0.00	0.00	0.00	0.00	0.00	0.00	0.00	0.00	0.00	0.00	0.00	0.00	0.00	0.00	0.00	0.00	0.00	
TOTAL NON-CASH DISBURSEMENTS	0.00	0.00	0.00	0.00	0.00	0.00	0.00	0.00	0.00	0.00	0.00	0.00	0.00	0.00	0.00	0.00	0.00	0.00	0.00	0.00	0.00	0.00	0.00	0.00	0.00	0.00	0.00	
GRAND TOTAL	54,067.36	9,200.00	0.00	0.00	63,267.36	0.00	0.00	0.00	0.00	0.00	0.00	0.00	0.00	0.00	0.00	0.00	63,267.36	0.00	0.00	0.00	0.00	54,067.36	9,200.00	0.00	0.00	63,267.36		

SUMMARY	Particulars (1)	Previous Report	This Month	As at Date
		(2)	(3)	(4)
Total Disbursement Authorities Received		8,347,522.00	0.00	6,347,522.00
NCA		8,347,522.00	0.00	6,347,522.00
NTA		0.00	0.00	0.00
Working Fund		0.00	0.00	0.00
TRA		0.00	0.00	0.00
CDC		0.00	0.00	0.00
NCAA		0.00	0.00	0.00
Less: Notice of Transfer of Allocations (NTA)* Issued		0.00	0.00	0.00
Total Disbursement Authorities Available		8,347,522.00	0.00	6,347,522.00
Less:		0.00	0.00	0.00
Lapsed NCA		0.00	0.00	0.00
Disbursements		5,035,371.93	63,267.36	5,098,639.29
Less: Other Non-Cash Disbursements		0.00	0.00	0.00
Disbursements effected through outright deductions from claims		0.00	0.00	0.00
Overpayment of expenses(e.g. personnel benefits)		0.00	0.00	0.00
Restitution for loss of government property		0.00	0.00	0.00
Liquidated damages and similar claims		0.00	0.00	0.00
Others (e.g. TEF, BTr, Docs Stamp, etc.)		0.00	0.00	0.00
Add/Less: Adjustments (e.g. cancelled/staled checks)		0.00	0.00	0.00
Balance of Disbursement Authorities as at date		1,312,150.07	(63,267.36)	1,248,882.71
Total Disbursements Program		6,347,522.00	0.00	6,347,522.00
Less: *Actual Disbursements		5,035,371.93	63,267.36	5,098,639.29
(Over)/Under spending		1,312,150.07	(63,267.36)	1,248,882.71

Notes: * The use of NTA is discouraged
 Notes: ** Amounts should tally with the grand total disbursement (column 27).



Certified Correct:

GLORIA D. MENDOZA
 OIC, Financial and Management Division
 Concurrent Chief Accountant

Approved by:

ATTY. DANILO U. UYKIENG
 OIC, Director